



DEFENDING THE SOUND OF FREEDOM

NAS JRB FORT WORTH REGIONAL COORDINATION COMMITTEE MEETING

1.27.2025 | WHITE SETTLEMENT, TX

MISSION STATEMENT

The Naval Air Station Joint Reserve Base Fort Worth Regional Coordination Committee will serve as a forum for dialogue between the base and the surrounding communities to implement recommendations from Joint Land Use Studies and Compatible Use Plans related to compatible development, livability, and public engagement.

The RCC will provide support for the base and members of the military to preserve NAS JRB Fort Worth as a strategic military asset and to enhance the economy and quality of life in the surrounding communities.

ITEM 1:
PLEDGE OF
ALLEGIANCE AND
TEXAS PLEDGE









TEXAS PLEDGE

Honor the Texas flag;
I pledge allegiance to thee,
Texas,
One state under God,
One and indivisible.

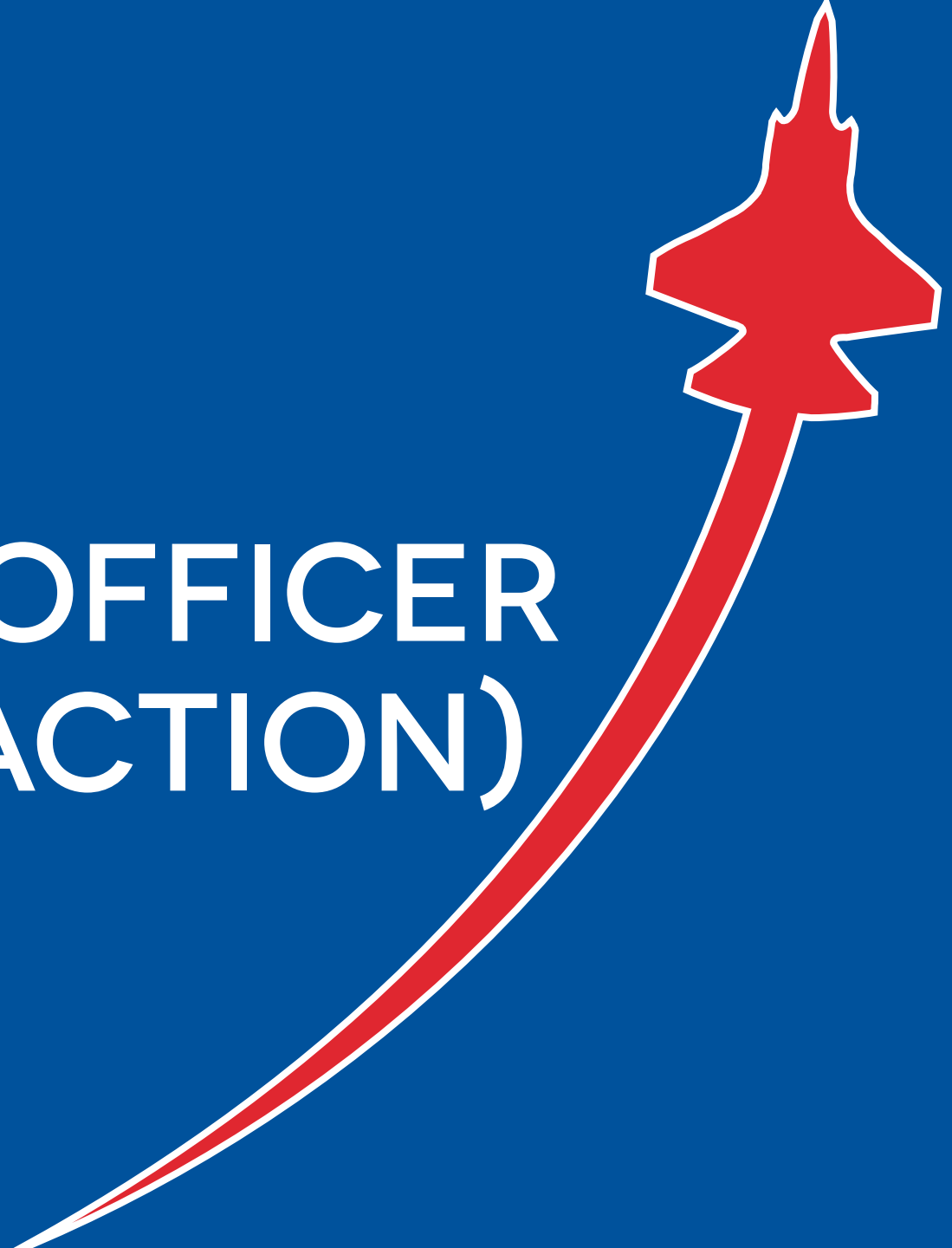
ITEM 2:
WELCOME AND
INTRODUCTIONS



**ITEM 3:
APPROVAL OF
MEETING SUMMARY
(ACTION)**



**ITEM 4:
2025-2026 OFFICER
ELECTION (ACTION)**



2025–2026 OFFICER NOMINATIONS

- Officer nominating committee: Larry Marshall, Dan Chisholm, Jack Adkison
- New officers assume their roles immediately following the meeting
- Terms are for two years

OFFICER ELECTION

Chair: Larry Marshall, City of Benbrook

Vice Chair: Dan Chisholm, City of River Oaks

Secretary: Jeff James, City of White Settlement

Treasurer: Gary Stuard, City of Lake Worth

**ITEM 5:
TENANT COMMAND
PRESENTATION**





Marine Aircraft Group 41





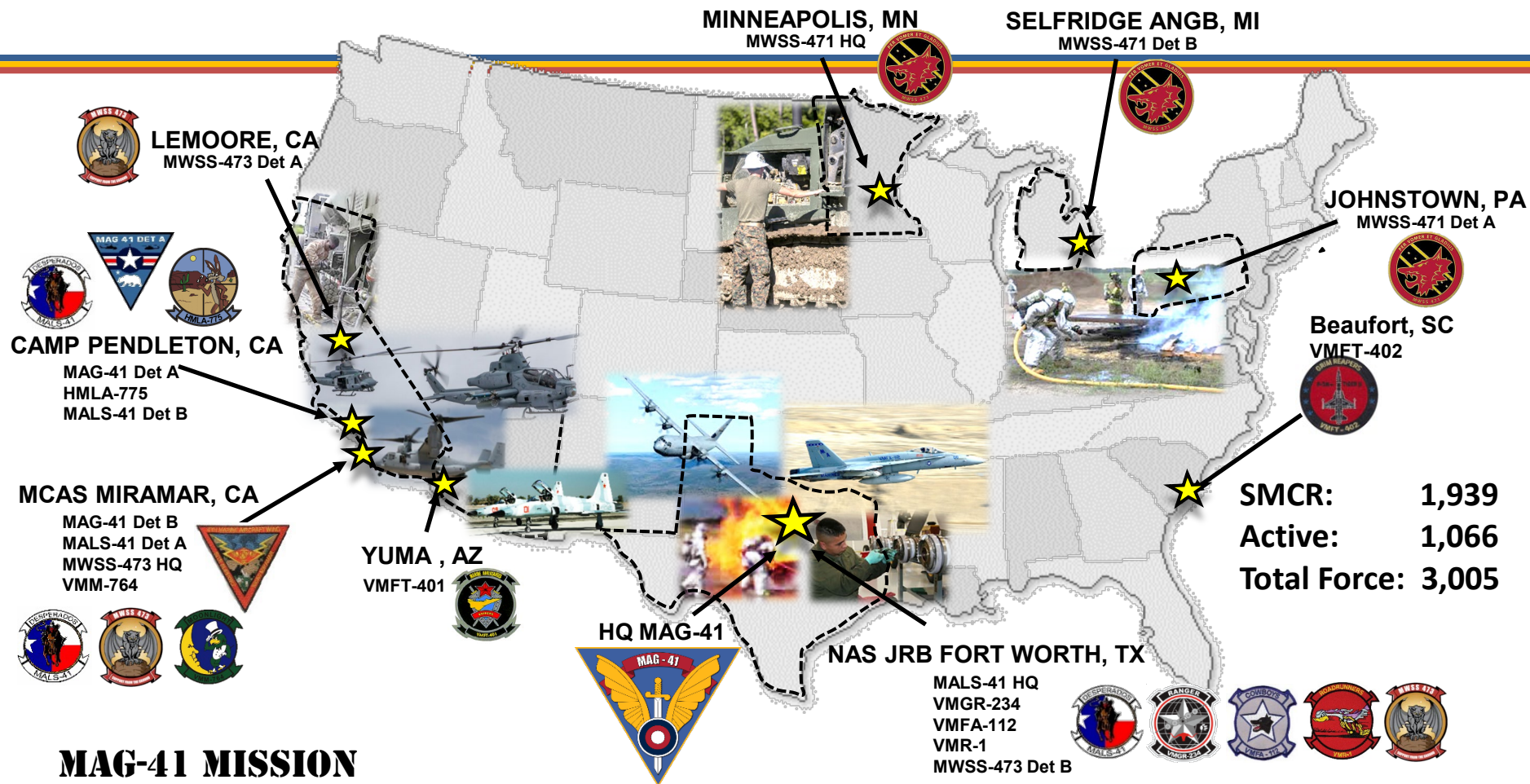
America's MAG



Marine Aircraft Group 41 is the largest Aircraft Group in the Marine Corps. It serves to train and equip approximately 3,000 pilots, aircrew, and support personnel in order to provide combat assault support, offensive air support, counter-air, airfield support services, and airborne supporting arms coordination day or night during expeditionary, joint, or combined operations. The units assigned to Marine Aircraft Group 41 are deployed to sites across the entire continental United States from Pennsylvania to California at over eight locations in between leading to the distinction of Marine Aircraft Group 41 as “America’s MAG”.



Marine Aircraft Group 41



MAG-41 MISSION

MAG-41 operates from 16 sites in 7 states Assigned 75 rotary-wing, fixed-wing, and tiltrotor aircraft, and comprised of over 3,000 Marines & Sailors assigned to 10 squadrons. Provides combat forces in support of current Overseas Contingency Operations, Theater Security Cooperation missions, Unit Deployment Program, training exercises, and daily tasking to provide operational support to the active component.



MAG Comparative Assessment



I MAW MAG-12
Iwakuni, Japan



II MAW MAG-14 Cherry
Point, NC



III MAW MAG-13
Yuma, AZ



III MAW MAG-16
San Diego, CA



IV MAW MAG-41
Fort Worth, TX

MALS-12
MWSS-171
VMFA-242
VMFA-121
VMGR-152
VMGR-153

MALS-14
VMA-223
VMA-231
VMFA-542
VMGR-252
VMUT-2
KC-130J FRD

MALS-13
VMFA-122
VMFA-211
VMFA-214
VMFA-225
VMA-311
VMU-1

MALS-16
VMM-161
VMM-163
VMM-165
VMM-362
HMH-361
HMH-462
HMH-465
HMH-473

MALS-41
VMFA-112
VMFT-401
VMFT-402
VMGR-234
VMM-764
HMLA-775
VMR-1
MWSS-471
MWSS-473



Unique Capabilities to 4th MAW



Aviation Command Element

- MAG-41 is the only MAG capable of executing 5 of the 6 functions of Marine Aviation.
 - VMFA-112
 - HMLA-775
 - VMM-764
 - VMGR-234

Disaggregate Operations

MAG-41 is dispersed between 7 States coast to coast providing a unique and tailored solution to support MARFORRES and active-duty components worldwide.

VMFT – 401 / 402: Aggressor Support

- Provide professional adversary support to Marine Aviation and ground units to enhance combat readiness
- F-5N Tiger II

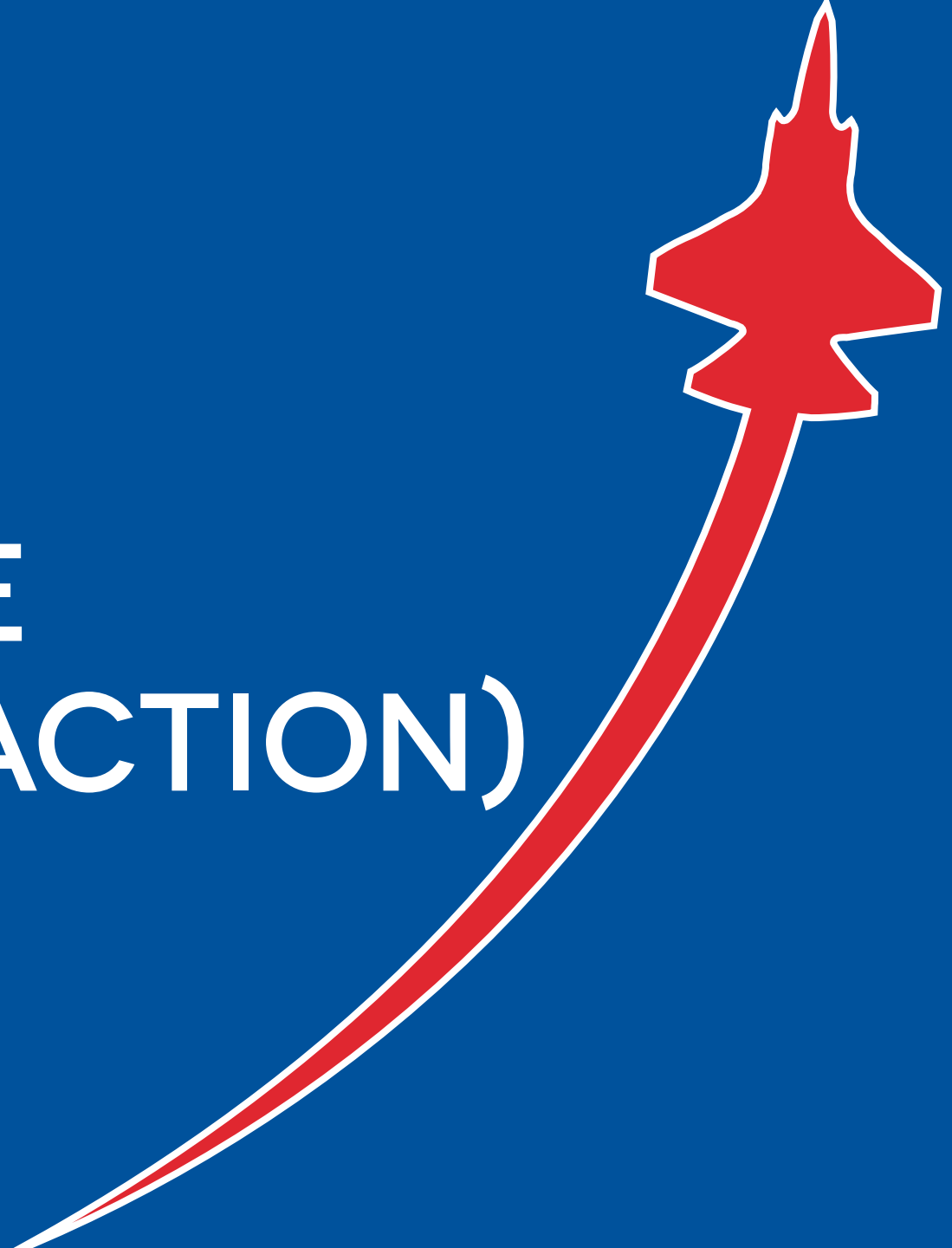
VMR-1

- Navy Air Logistics Office (NALO)
- OPCON to NALO
- ADCON to MAG-41 / 4MAW
- C-40

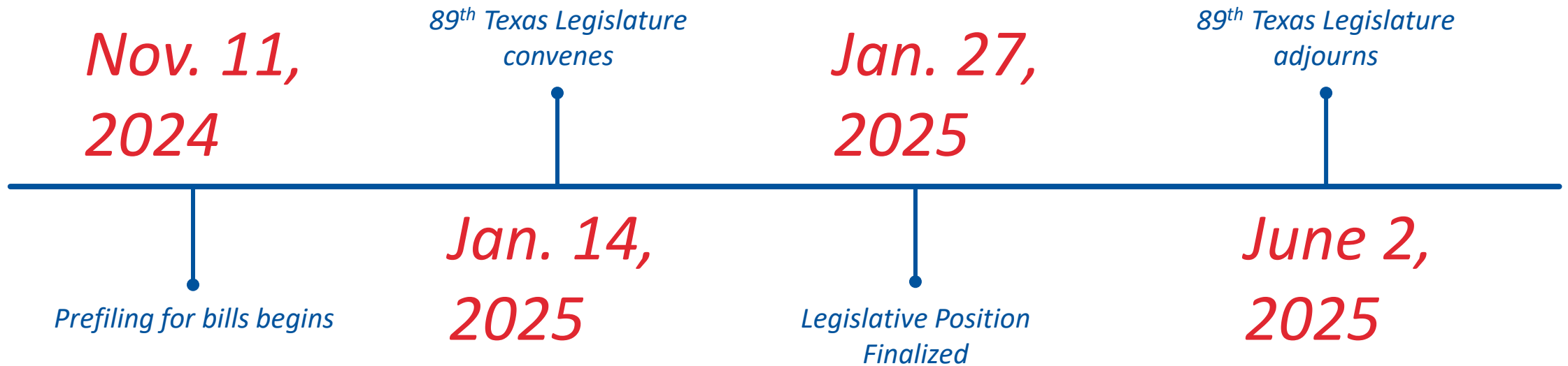


Questions?

ITEM 6:
LEGISLATIVE
PROGRAM (ACTION)



TIMELINE



PREAMBLE

- The NAS JRB Fort Worth Regional Coordination Committee (RCC) is a voluntary organization of local governments formed to promote and preserve the military mission at the installation. The RCC encourages compatible land use planning, conducts community outreach, and participates in military affairs surrounding NAS JRB Fort Worth by providing cities and counties with enhanced options to manage development near military installations and within training areas.
- Therefore, the RCC seeks legislation that promotes the safety and well-being of the communities surrounding NAS JRB Fort Worth through compatible development and quality of life, as well as legislation that minimizes encroachment upon the military installation, potentially compromising its mission. Legislation is sought that will:

LEGISLATIVE GOALS

- Create effective processes to protect the safety of military flight operations prior to approval of proposed development projects that may directly impact military operations, such as wind turbines, communications towers, lighting, foreign government entity investment adjacent to military installations, and sensitive land uses;
- Amend portions of SB 2038 (88th Texas Legislature) to extend the 15-mile buffer near a military installation exception for landowner release from a city's extraterritorial jurisdiction to NAS JRB Fort Worth;

LEGISLATIVE GOALS

- Mitigate the impact to cities, counties and school districts of lost property tax revenue for the disabled veteran exemption;
- Provide continued and full funding for the Defense Economic Adjustment Assistance Grant program and the Texas Military Value Revolving Loan Fund.

REQUESTED ACTION

- Approve draft legislative position for 89th Texas Legislature

ITEM 7:
COMMUNITY NOISE
MITIGATION
PROGRAM UPDATE



COMMUNITY NOISE MITIGATION PROGRAM– FUNDING

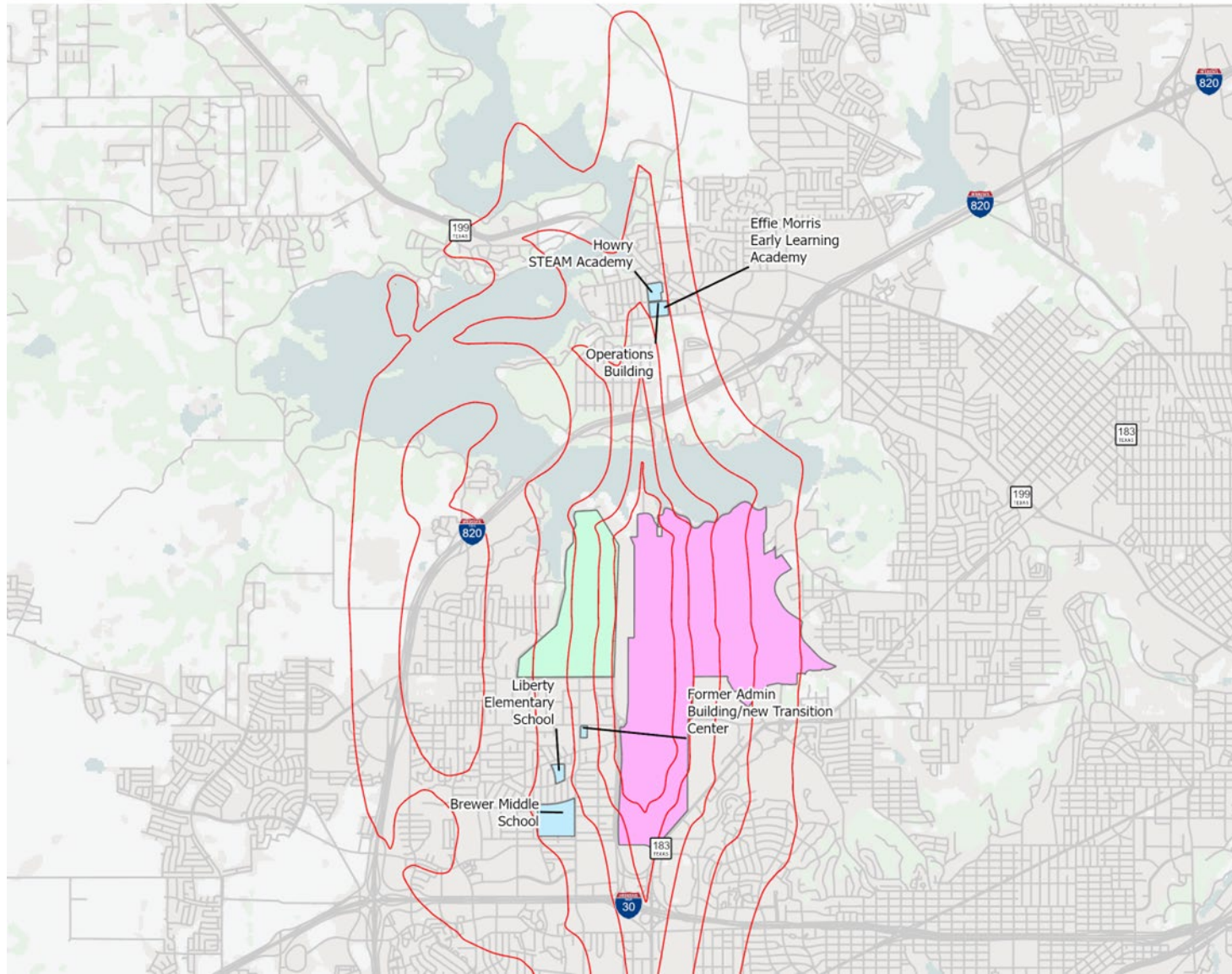
- \$75 million is available nationwide
 - \$56.25 million goes to active military bases
 - \$18.75 million goes to guard/reserve bases
 - \$5 million of the guard/reserve base funds is set aside for communities where military installation has transitioned to a new type or model of aircraft after January 1, 2019
- 10% local match required from the proposer
- If awarded, grantees have 5 years to expend the funds
- Multiple applications allowed per agency but must be prioritized based on noise levels

COMMUNITY NOISE MITIGATION PROGRAM – GRANT AWARDS

- All six applications submitted were awarded grants
 - Effie Morris Early Learning Academy (LWISD)
 - Howry STEAM Academy (LWISD)
 - LWISD Operations Building
 - Brewer Middle School (WSISD)
 - Liberty Elementary School (WSISD)
 - WSISD Transition Center
- This represents \$4.08 million in project funding
 - \$3.64 million federal
 - \$202,000 NCTCOG
 - \$60,000 LWISD
 - \$143,000 WSISD

PARTICIPATING FACILITIES


Schools Within NAS JRB Fort Worth Noise Contours



COMMUNITY NOISE MITIGATION PROGRAM– NEXT STEPS

- Submit final budget materials to OLDCC
- Environmental Review under the National Environmental Protection Act (spring 2025)
- WSISD construction projects (2025-2026)
- LWISD construction projects (2026-2028)
- Post-construction acoustical testing (fall 2028)

ITEM 8:
STRATEGIC PARCEL
ACQUISITION &
REUSE PROGRAM



STRATEGIC PARCEL ACQUISITION AND REUSE



Leonard's Farm & Ranch Store



Clear Zone

Accident Potential
Zone I

Ridgmar Mall

277 ft

Google Earth

NAS JRB Fort Worth

Existing Parcels Near
Southern Clear Zone

 Clear Zone

Parcel Ownership (2022)

Private Property

 MSGR LANGENHORST COLUMBUS CLUB

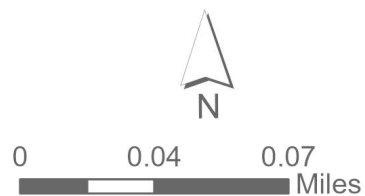
 RPC STORAGE 13 PORTFOLIO LLC

Public Property

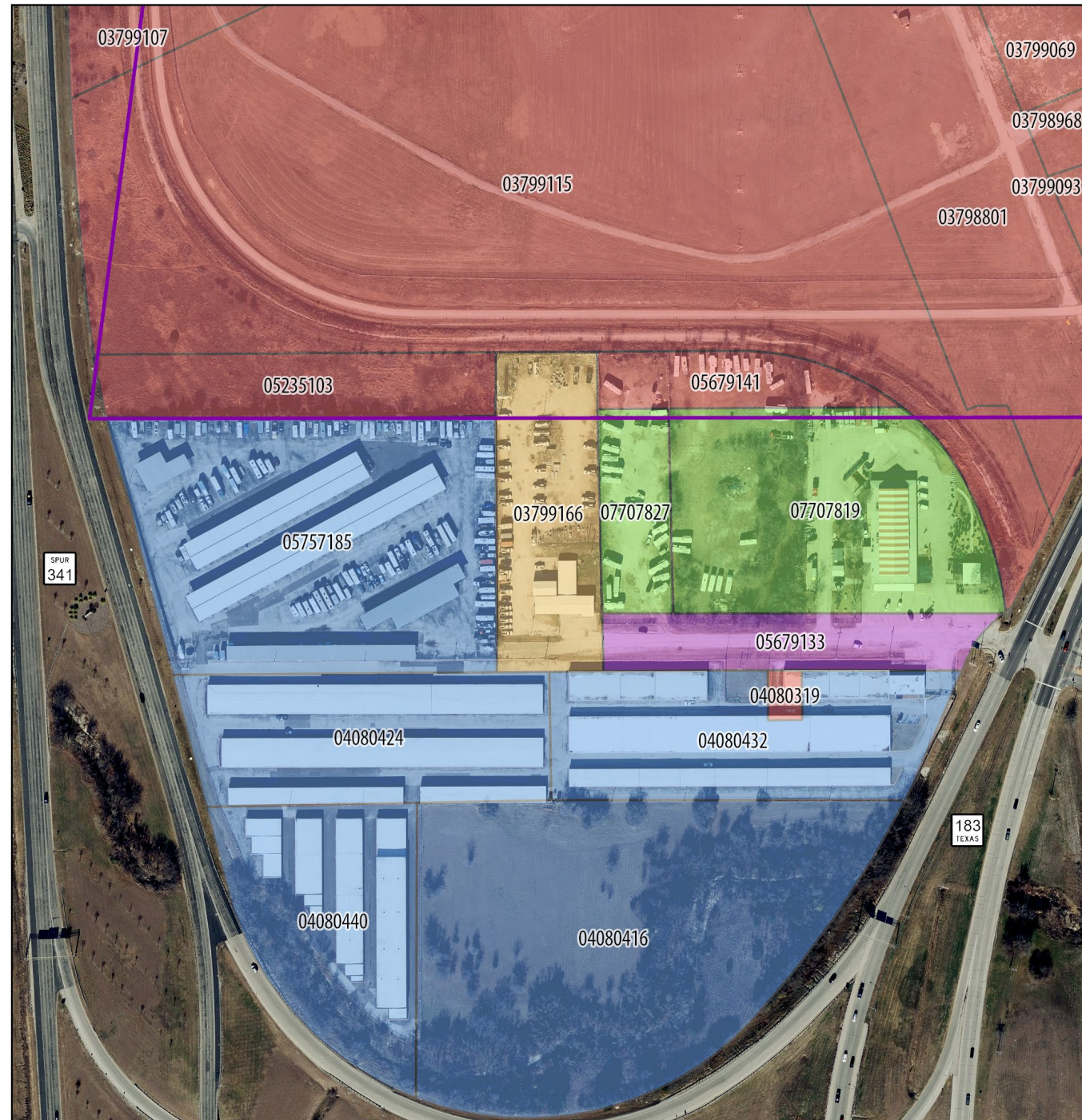
 City of White Settlement

 NAS JRB

 State of Texas



May 2023





NAS JRB Fort Worth

Existing Parcels Near Southern Clear Zone With Potential Exchange

 Clear Zone

Potential Exchange Areas

 City of White Settlement to Knights of Columbus

 Knights of Columbus to NAS JRB

Parcel Ownership (2022)


Private Property

 MSGR LANGENHORST COLUMBUS CLUB


 RPC STORAGE 13 PORTFOLIO LLC

Public Property

 City of White Settlement

 NAS JRB

 State of Texas



May 2023



NAS JRB Fort Worth

Parcels Near Southern
Clear Zone After
Potential Exchange

 **Clear Zone**

Ownership After Exchange

Private Property

 MSGR LANGENHORST COLUMBUS CLUB

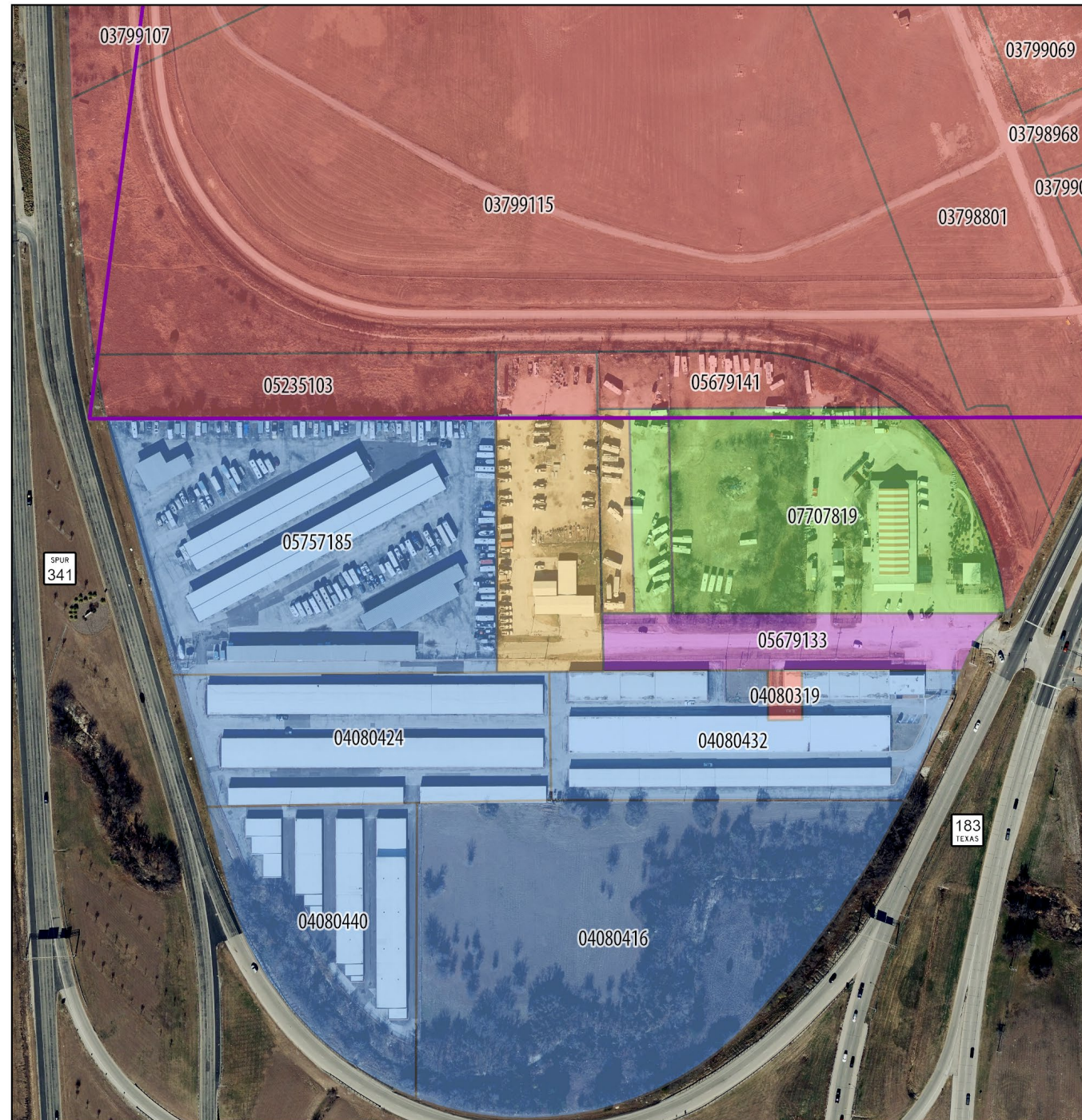
 RPC STORAGE 13 PORTFOLIO LLC

Public Property

 City of White Settlement

 NAS JRB

 State of Texas




0 0.04 0.07
Miles



North Central Texas
Council of Governments

ITEM 9:
DEFENSE SPENDING
REPORTS



**FY23 US DEPARTMENT OF
DEFENSE SPENDING
BY STATE REPORT**



REPORT OVERVIEW

- Annual report by the Office of Local Defense Community Cooperation
- Presents the results of a state-by-state analysis of US Department of Defense contract and personnel spending during fiscal year.
- State and local officials may use this information to assess a region's dependence on defense spending and to target assistance to support more resilient communities and companies.
- Analysis primarily entailed an examination of DoD-funded prime- and sub-award contract data and defense personnel and payroll figures.

TOP 10 STATES BY TOTAL DEFENSE SPENDING

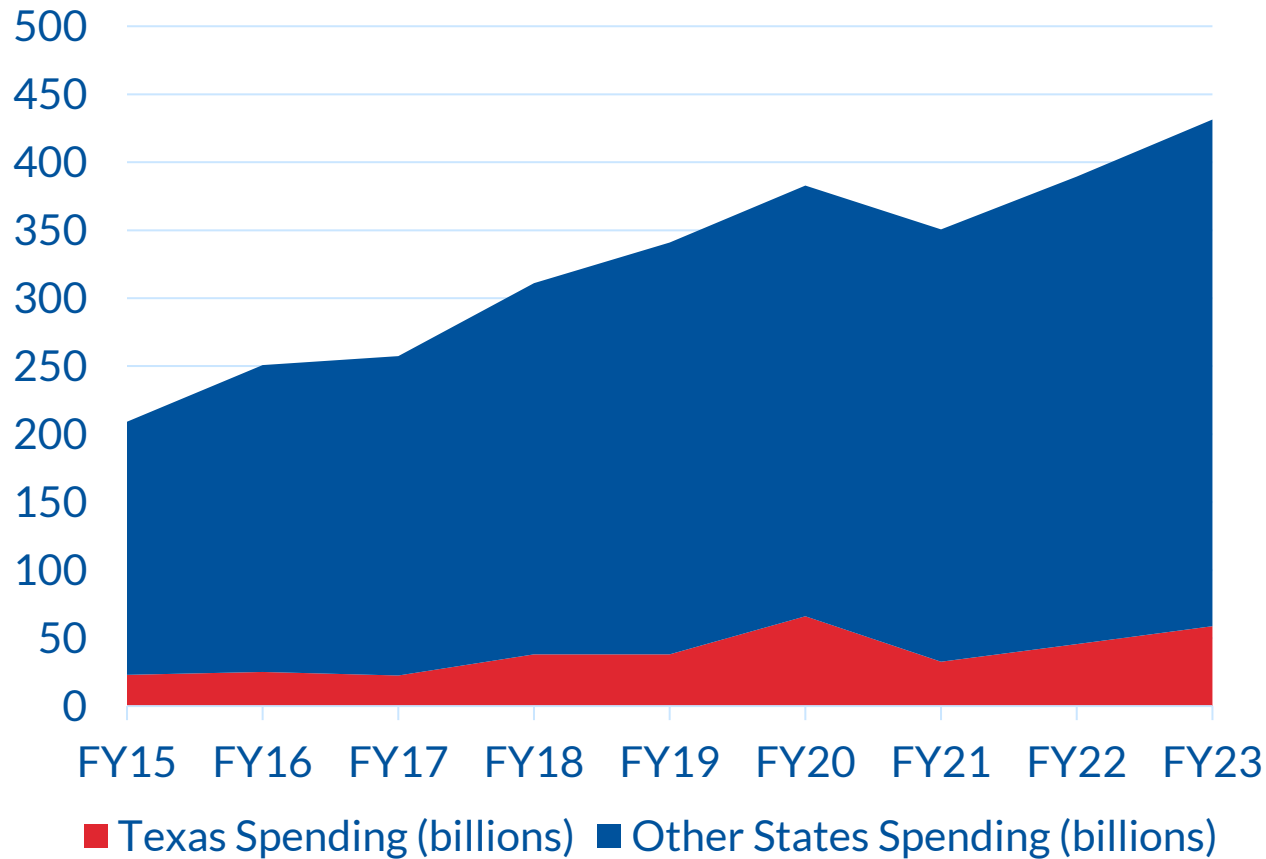
RANK	STATE	DEFENSE SPENDING (BILLIONS)
1	Texas	\$71.6
2	Virginia	\$68.5
3	California	\$60.8
4	Florida	\$32.3
5	Maryland	\$27.8
6	Connecticut	\$25.3
7	Pennsylvania	\$21.8
8	Arizona	\$17.0
9	Massachusetts	\$16.8
10	Washington	\$15.5
	All States	\$609.2
	Texas Share	11.8%

US DEFENSE CONTRACT SPENDING

	CONTRACT SPENDING		CONTRACT SPENDING LOCATIONS	
RANK	STATE	SPENDING (BILLIONS)	LOCATION	SPENDING (BILLIONS)
1	Texas	\$58.7	Tarrant, TX	\$33.5
2	Virginia	\$46.8	Fairfax, VA	\$18.3
3	California	\$41.2	Los Angeles, CA	\$12.0
4	Connecticut	\$24.3	San Diego, CA	\$10.9
5	Florida	\$22.9	New London, CT	\$10.7
6	Maryland	\$18.3	St. Louis, MO	\$9.4
7	Pennsylvania	\$18.2	Hartford, CT	\$8.8
8	Massachusetts	\$15.0	Jefferson, KY	\$8.1
9	Arizona	\$14.5	Dallas, TX	\$7.6
10	New York	\$11.7	District of Columbia	\$7.5
	All States	\$431.4		
	Texas Share	13.6%		

TEXAS DEFENSE CONTRACT SPENDING

Contract Awards Performed



TOP DEFENSE CONTRACTORS (BILLIONS)

Lockheed Martin	\$38.0 B
L3Harris Technologies	\$2.0 B
RTX Corporation	\$1.7 B
Valero Energy Corp.	\$1.2 B
Bell Boeing Joint Project Office	\$905.9 M
Dell	\$641.4 M
Textron, Inc.	\$621.4 M
Petromax Refining Co.	\$595.9 M
McKesson	\$593.2 M
Amentum Services, Inc.	\$520.2 M

TEXAS DEFENSE CONTRACT SPENDING LOCATIONS

Tarrant
\$33.5 B

Dallas
\$7.6 B

Bexar
\$5.1 B

Harris
\$2.6 B

Collin
\$1.8 B

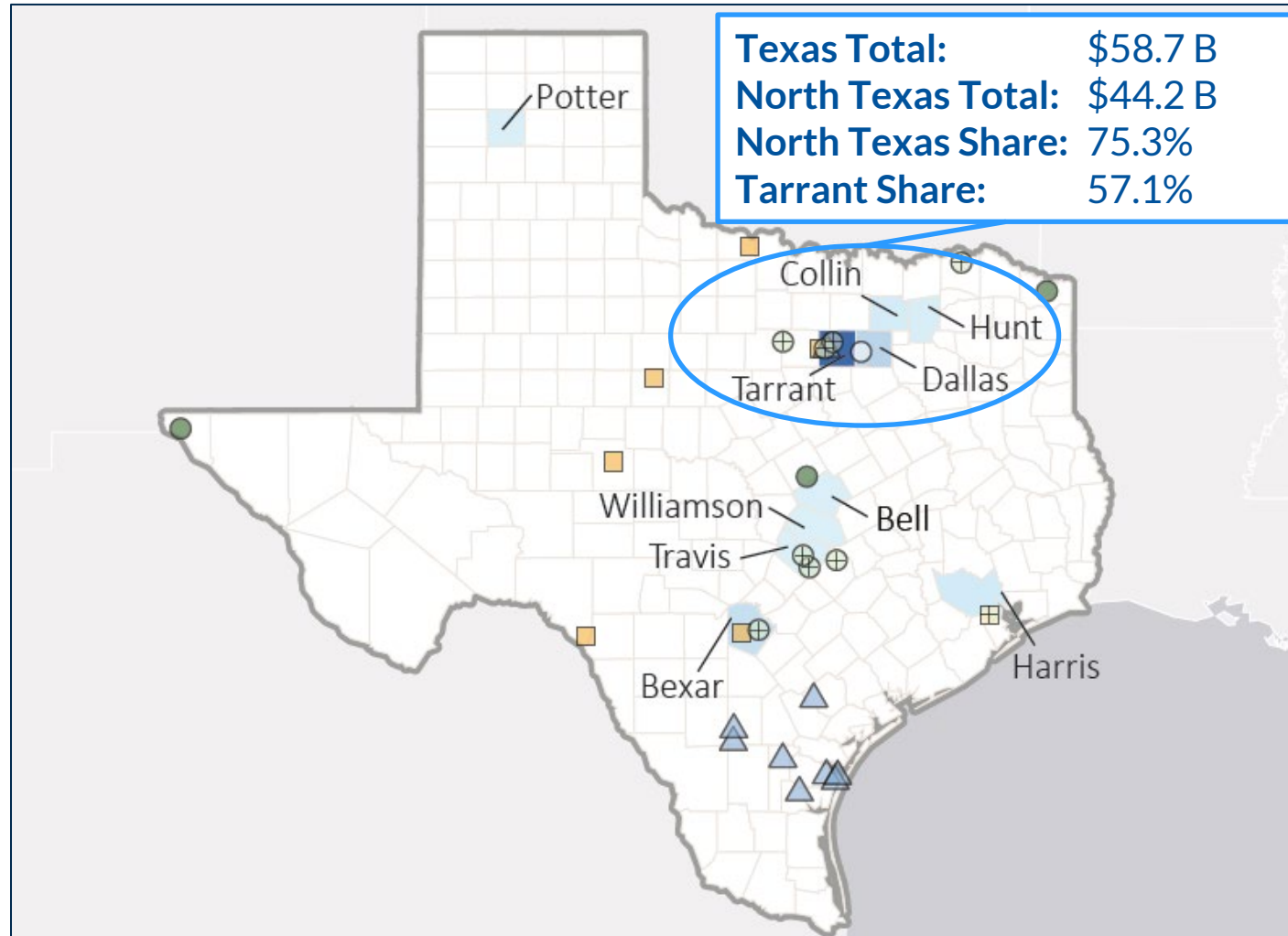
Hunt
\$1.3 B

Potter
\$938.3 M

Bell
\$775.5 M

Travis
\$619.0 M

Williamson
\$616.5 M



US DEFENSE PERSONNEL SPENDING

	PERSONNEL NUMBERS		PERSONNEL SPENDING	
RANK	STATE	PERSONNEL	STATE	SPENDING (BILLIONS)
1	California	270,000	Virginia	\$21.3
2	Virginia	247,000	California	\$18.2
3	Texas	212,000	Texas	\$12.5
4	North Carolina	132,000	Florida	\$8.9
5	Florida	131,000	Maryland	\$8.7
6	Georgia	126,000	North Carolina	\$7.8
7	Washington	105,000	Washington	\$7.7
8	Maryland	93,000	Georgia	\$7.5
9	Hawaii	73,000	Hawaii	\$6.2
10	South Carolina	68,000	Colorado	\$4.0
	All States	2,576,557	All States	\$167.4
	Texas Share	8.2%	Texas Share	7.5%

TEXAS DEFENSE PERSONNEL

	TOP DEFENSE PERSONNEL LOCATIONS					Total
	County	Active Duty	Civilian	National Guard	Reserve	
Total Texas Personnel 211,504	Bexar	32,746	22,968	2,812	9,168	67,694
	Bell	33,200	4,991	1,008	877	40,076
Tarrant Share 5.4%	El Paso	23,474	3,846	1,152	1,872	30,344
	Tarrant	1,106	2,557	1,677	6,047	11,387
	Harris	674	750	3,253	4,746	9,423
	Dallas	593	850	2,294	3,691	7,428
Total Texas Payroll \$12.5 Billion	Wichita	4,639	1,045	125	100	5,909
	Nueces	1,283	3,469	0	656	5,408
	Taylor	4,277	494	181	324	5,276
	Travis	374	1,026	2,313	1,339	5,052

TEXAS DEFENSE PERSONNEL SPENDING LOCATIONS

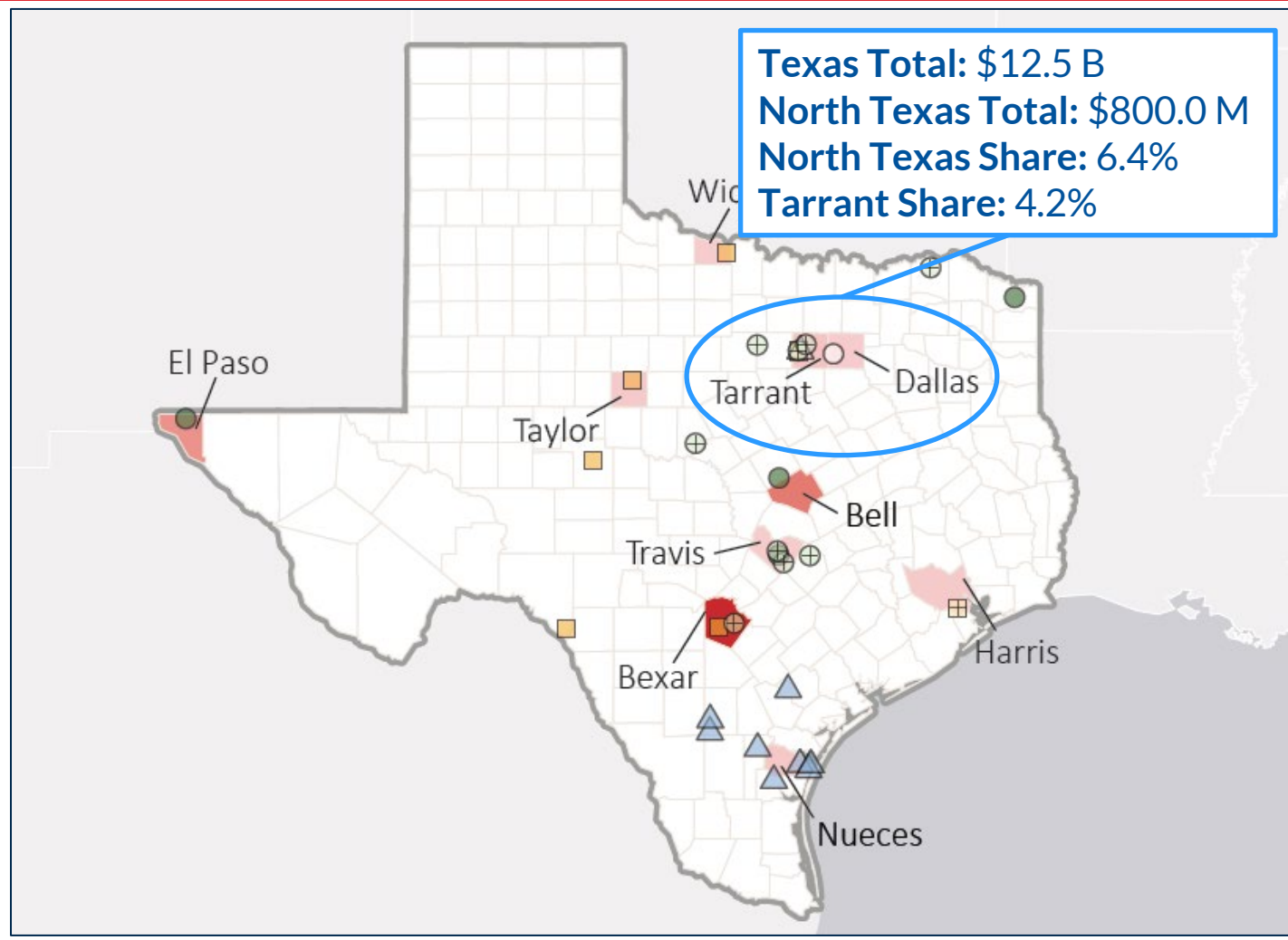
Bexar
\$4.5 B

Bell
\$2.6 B

El Paso
\$1.9 B

Tarrant
\$530.6 M

Nueces
\$387.7 M



Harris
\$329.0 M

Taylor
\$315.0 M

Travis
\$279.4 M

Dallas
\$269.4 M

Wichita
\$266.4 M

LOCKHEED MARTIN ECONOMIC IMPACT

- Direct economic impact:
 - Fort Worth Lockheed Martin headcount: 18,200
 - Fort Worth Aero payroll: \$2 billion

- Direct/indirect economic impact:
 - Fort Worth-area direct/indirect jobs: 56,600
 - Fort Worth-area direct/indirect: \$4 billion

Estimate: October 2024, LMCO

**TEXAS MILITARY
PREPAREDNESS
COMMISSION BIENNIAL
REPORT, 2023-2024**



REPORT OVERVIEW

- Includes biennial economic impact report from the Office of the Governor and Texas Comptroller of Public Accounts
- Includes update on state funding programs, such as DEAAG
- Estimated Contribution of US Military installations to the Texas economy, 2023
 - Total direct jobs: 213,176
 - Total employment (direct and indirect jobs): 677,022
 - Economic output: \$151.3 billion

ECONOMIC IMPACT BY INSTALLATION

INSTALLATION	JOBS (Direct & Indirect)	ECONOMIC IMPACT	INSTALLATION	JOBS (Direct & Indirect)	ECONOMIC IMPACT
Army Futures Command	8,757	\$1.8 B	Joint Base San Antonio	240,403	\$55.1 B
Corpus Christi Army Depot	8,979	\$1.7 B	Laughlin AFB	7,533	\$1.7 B
Dyess AFB	15,879	\$3.6 B	NAS Corpus Christi	21,340	\$4.7 B
Ellington Field JRB	7,425	\$1.7 B	NAS JRB Fort Worth	22,548	\$4.9 B
Fort Bliss	126,997	\$28.0 B	NAS Kingsville	4,338	\$1.0 B
Fort Cavazos	173,730	\$39.0 B	Red River Army Depot	9,228	\$1.7 B
Goodfellow AFB	12,064	\$3.1 B	Sheppard AFB	17,801	\$3.3 B

DEAAG GRANT PROGRAM


- Defense Economic Adjustment Assistance Grant - Infrastructure grant program for defense communities that have been impacted by:
 - Base Realignment and Closure (BRAC)
 - Change in defense contracts, or
 - Announced change from the DoD
 - Funding can also be used to proactively support installations in the event of a proposed or announced decision
- \$30 million appropriated for DEAAG in FY2024-2025 during the 88th Legislative Session. DEAAG was split between fiscal years 2024 and 2025.
- Governor has requested \$30 million for the baseline budget and an exceptional item of an additional \$20 million in his FY 2026-2027 budget request.

DEAAG GRANT FY 24-25: ROUND 1


GRANTEE	PROJECT DESCRIPTION	FUNDING
City of Harker Heights	Fort Cavazos Railhead Energy Resilience	\$5,000,000
Val Verde County	Aircraft Sunshades Construction at Laughlin AFB	\$3,673,000
TexAmericas Center	Enhanced Logistics Capabilities -Locomotive Replacement	\$1,500,000
Fort Worth	NAS JRB Fort Worth Anti-Terrorism Protection Security System	\$300,000
El Paso	McGregor Range Booster Station Replacement Project	\$4,500,000
McMullen County	McMullen Relocatable Over the Horizon Radar	\$464,286.21

Questions?

ITEM 10: BASE UPDATE



ITEM 11: STAFF REPORTS



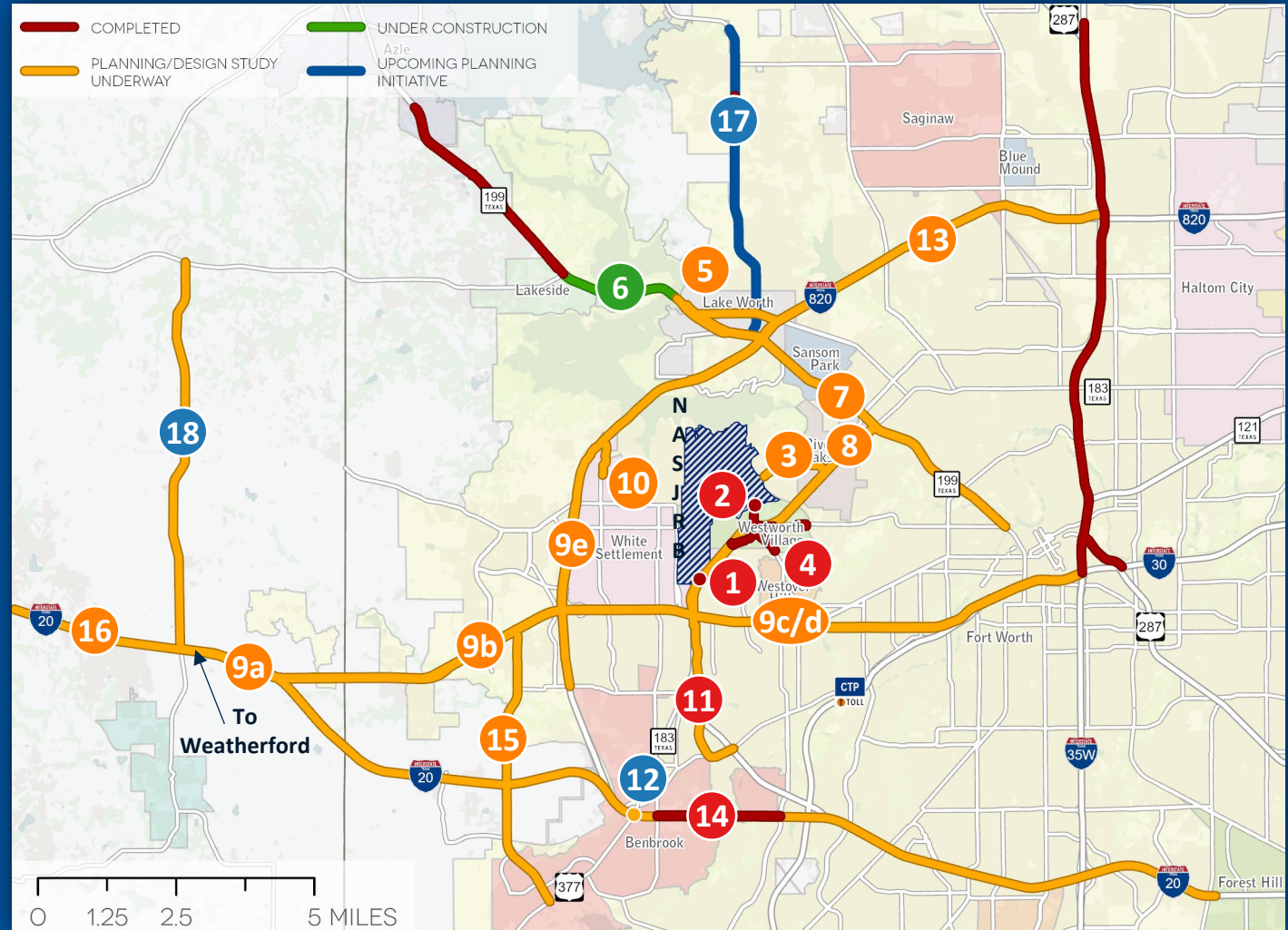
CURRENT & FUTURE TRANSPORTATION IMPROVEMENTS

Base Access Improvements

1. Commercial Vehicle Gate Construction
2. NASJRB Main Gate Construction
3. Meandering Road Design \$

Area Road Improvements

4. Westworth Village Bike Trail
5. FM 1220 (Azle Ave) Corridor Plan
6. SH 199 TxDOT Corridor Project \$
7. SH 199 TxDOT Corridor Plan \$
8. SH 183 TxDOT Corridor Plan \$
9. IH 30 TxDOT Corridor Plan \$
 - a. IH20/IH 30 Walsh Ranch (Phase 1)
 - b. IH 30 TxDOT Corridor Plan - Phase 1
 - c. IH 30 TxDOT Corridor Plan - Phase 2
 - d. IH 30 Capital Asset Management Phase 2
 - e. IH 820 Access Enhancements (South)
10. Las Vegas Trail Design \$
11. Bomber Spur Bike Trail Plan
12. IH 20/CTP Connections
13. IH 820/SH 199 TxDOT Corridor Plan
14. IH 20 Auxiliary Lanes \$
15. RM 2871 TxDOT Corridor Plan
16. IH 20 Statewide Corridor Plan
17. Boat Club Road
18. FM 3325



\$ Indicates Transportation Project All or Partially Funded for Construction

RCC SCHEDULING UPDATE


DATE	EVENT	LOCATION
April 21, 2025	RCC Meeting	Westworth Village
July 21, 2025	RCC Meeting	TBD
October 20, 2025	RCC Meeting	TBD
January 26, 2026	RCC Meeting	TBD

Additional committee meetings may be scheduled as needed at the discretion of the Chair.

OTHER BUSINESS

- Media Alerts
- Correspondence
- Attendance Report

**ITEM 12:
PUBLIC COMMENTS**



CONTACT US



Dan Kessler

Assistant Director of Transportation

dkessler@nctcog.org | 817-695-9248



Amanda Wilson

Senior Program Manager

awilson@nctcog.org | 817-695-9284



Kyle Roy

Communications Supervisor

kroy@nctcog.org | 817-704-5610