



# SOLID WASTE LONG-RANGE PLANNING

**Resource Conservation Council**  
**November 18, 2025**

# Agenda

1. Overview of the Solid Waste Fund
2. Update on the Southeast Landfill
3. Plan Strategy
4. Closing

## SOLID WASTE LONG-RANGE PLANNING



# Solid Waste Fund: Services


- Residential Collections (Garbage, Recycling, Yard Waste, Bulk)
- Southeast Landfill
- 4 Drop-Off Stations
- Environmental Collection Center (HHW)
- Dead Animal Collection
- Pedestrian Street Cans
- Code Compliance Transfer (Solid Waste Violations)

**Fort Worth offers many solid waste services to residents.**



# Solid Waste Fund: Guiding Principles

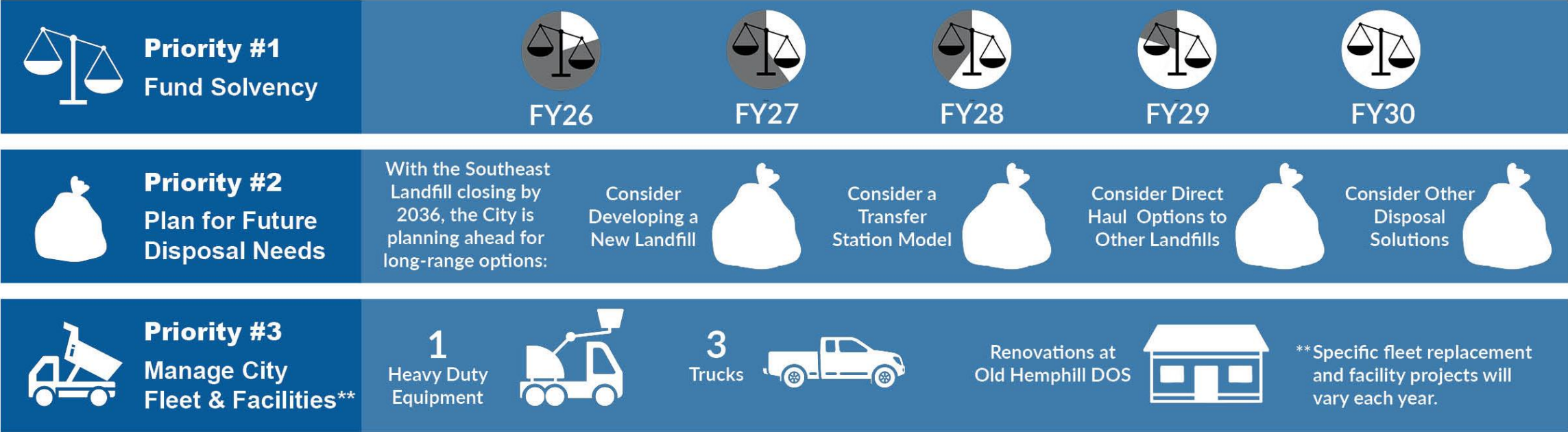
1. Offer exceptional customer service (applicable to all staff & contractors).
2. Provide the best service at the best value for Fort Worth residents.
3. Create and maintain a clean and attractive City.
4. Preserve landfill life and increase diversion.



**Guiding principles for solid waste services remain consistent.**



# Solid Waste Fund: FY26 Budget Priorities



FY26 Adopted Budget includes the first solid waste rate increase since 2006 (~20 years).

# Southeast Landfill

Southeast Landfill was permitted in 1976.

Closure is expected by 2036 (~11 years).

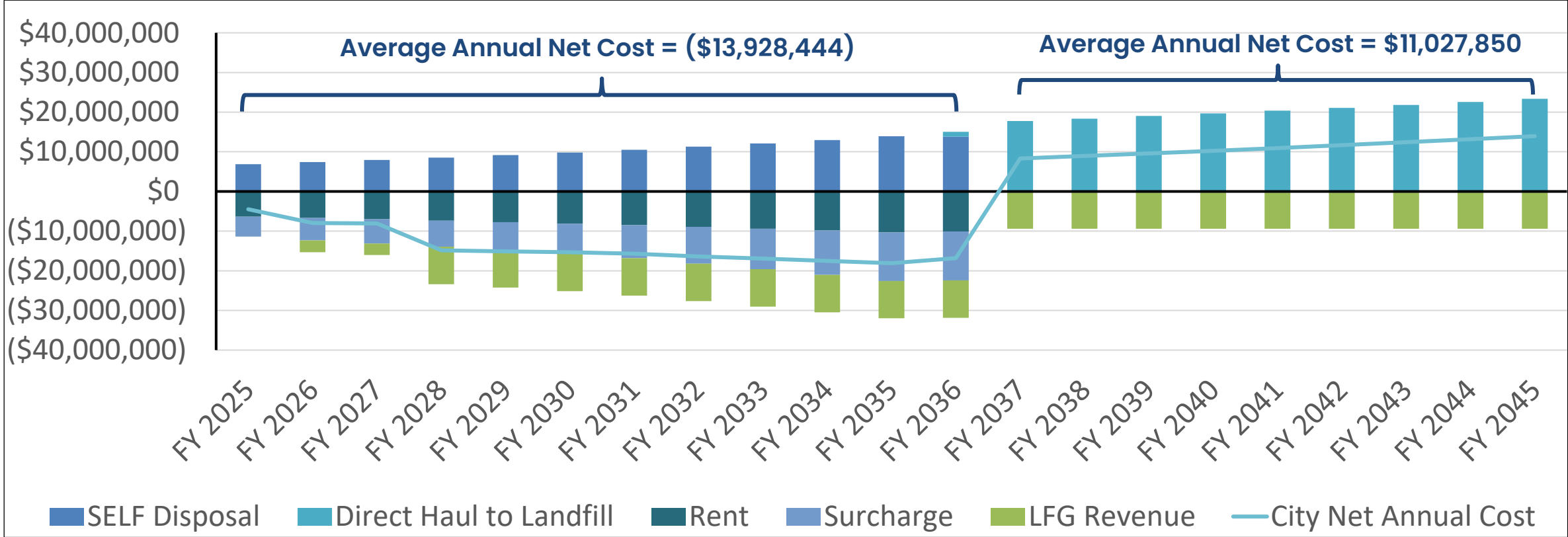
Republic Services will operate the Southeast Landfill through end of useful life and will provide closure and post-closure care.

Future material recovery facilities, transfer stations, landfills, and other disposal strategies or combinations of disposal strategies will be considered.

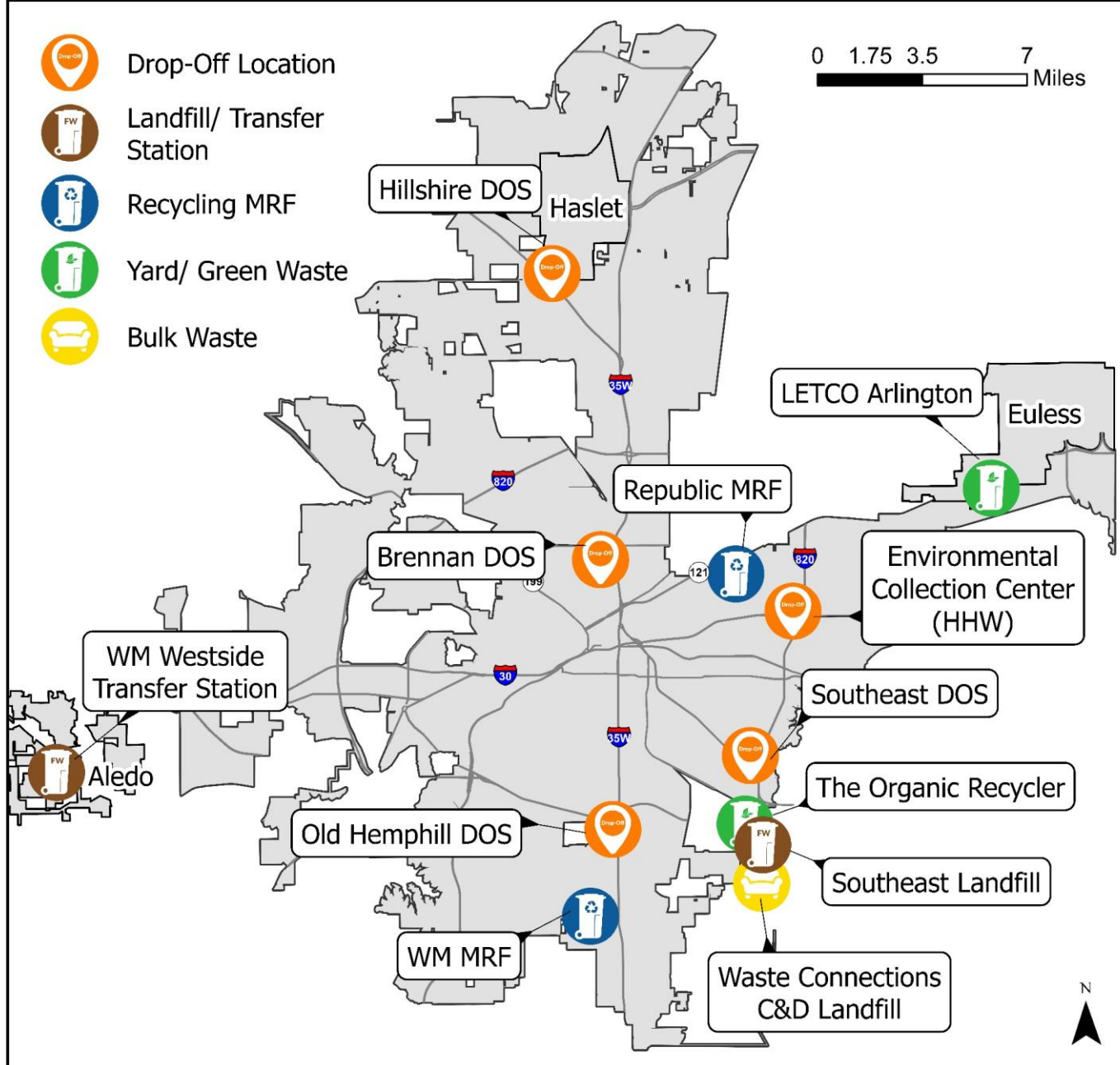
**There are many options for the future, and staff are developing long-range plans.**



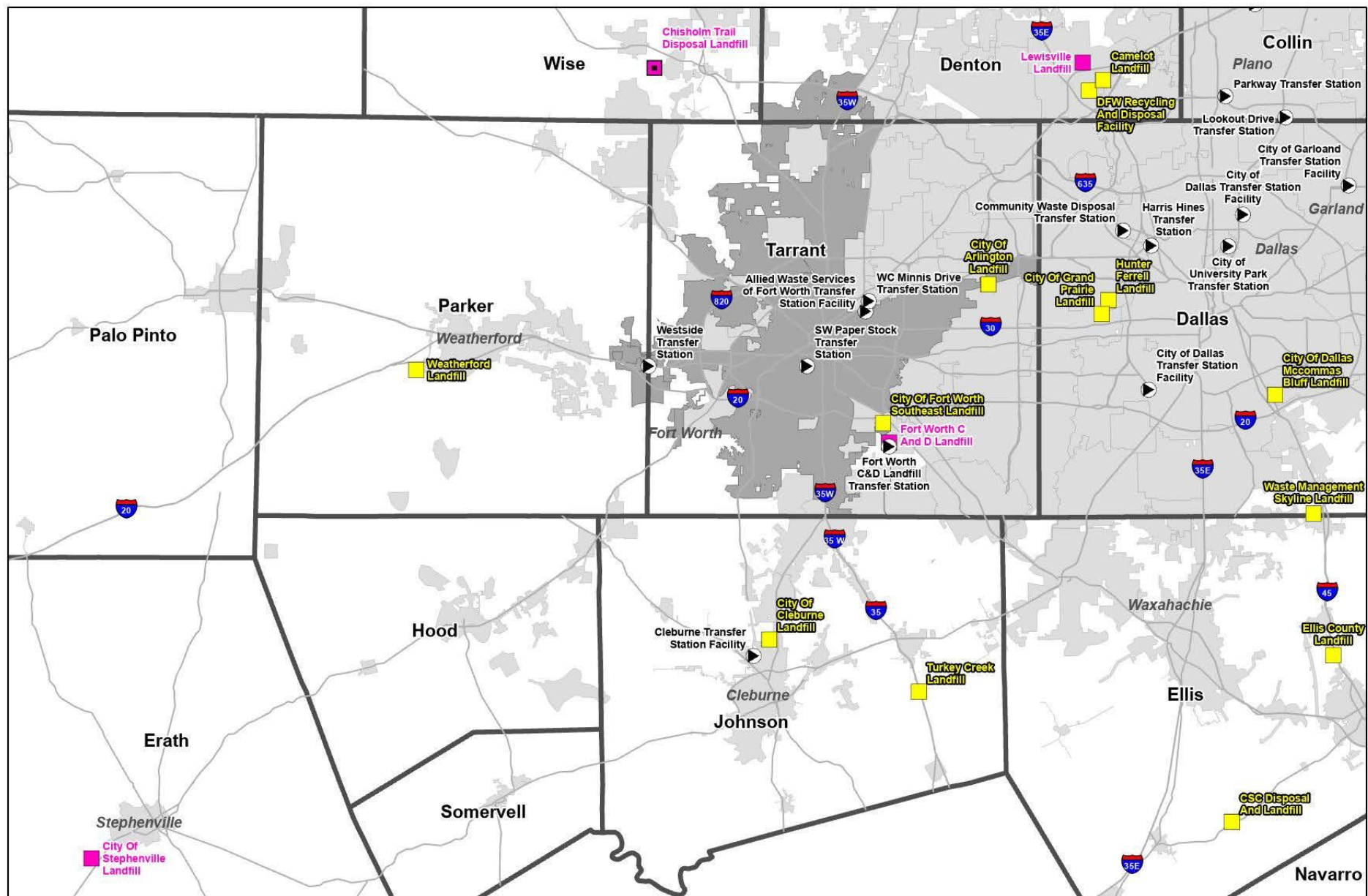
# Southeast Landfill: Closure Modeling



Once the Southeast Landfill closes in 2036, then respective revenues (rent/royalties, surcharges) also end – strategic planning includes this foresight (new RNG royalties).







## Landfill and Transfer Station Facilities - City of Fort Worth

### Facility

- |  |   |   |
|--|---|---|
| <span style="display: inline-block; width: 10px; height: 10px; background-color: yellow; border: 1px solid black;"></span> MSW (Type I) Landfill   | <span style="display: inline-block; width: 10px; height: 10px; background-color: magenta; border: 1px solid black;"></span> MSW (Type IV) New Permit Filed                                  | <span style="display: inline-block; width: 15px; height: 10px; background-color: lightgray; border: 1px solid black;"></span> Adjacent Cities   |
| <span style="display: inline-block; width: 10px; height: 10px; background-color: magenta; border: 1px solid black;"></span> MSW (Type IV) Landfill | <span style="display: inline-block; width: 0; height: 0; border-left: 5px solid transparent; border-right: 5px solid transparent; border-bottom: 8px solid black;"></span> Transfer Station | <span style="display: inline-block; width: 15px; height: 10px; background-color: gray; border: 1px solid black;"></span> Fort Worth City Limits |

0 4 8 16 Miles



**COG 4: North Central Texas Council of Governments—List of Landfills**

COG	Permit	Site Name	County	Type	2024 Tons	Rem Yds	Rate	Rem Tons	Rem Yrs
4	2278A	McKinney 380 C&D Landfill	Collin	4	283,366	13,584,307	977	6,635,934	23.5
4	2294	121 Regional Disposal Facility	Collin	1	1,100,040	108,063,478	2,040	110,224,748	100
4	42D	Waste Management Skyline Landfill	Dallas and Ellis	1	1,978,670	26,724,060	1,380	18,439,601	9
4	62	City of Dallas McCommas Bluff Landfill	Dallas	1	1,651,066	67,371,582	1,817	61,207,082	37
4	996C	City of Grand Prairie Landfill	Dallas	1	230,379	5,516,300	1,250	3,447,688	26
4	1394B	Hunter Ferrell Landfill	Dallas	1	184,985	10,504,971	1,148	6,029,853	32.5
4	1895A	Charles M Hinton Jr Regional Landfill	Dallas	1	729,831	22,716,538	1,559	17,707,541	24
4	1025B	DFW Recycling and Disposal Facility	Denton	1	148,626	1,923,399	1,340	1,288,677	9
4	1312B	Camelot Landfill	Denton	1	965,234	27,492,212	1,681	23,107,204	23
4	1590B	City of Denton Landfill	Denton	1	340,360	43,277,068	1,244	26,918,336	79
4	1749B	Lewisville Landfill	Denton	4	351,535	18,523,828	1,151	10,660,463	24.5
4	1209B	CSC Disposal and Landfill	Ellis	1	49	30,963,539	1,611	24,941,131	100
4	1745B	Ellis County Landfill	Ellis	1	236,419	37,036,323	1,321	24,462,491	91
4	664	City of Stephenville Landfill	Erath	4	23,546	29,119	1,000	14,560	1
4	1195B	Republic Maloy Landfill	Hunt	1	197,278	33,144,595	1,365	22,621,186	117
4	534	City of Cleburne Landfill	Johnson	1	256	11,273	1,000	5,637	18.5
4	1417C	Turkey Creek Landfill	Johnson	1	1,003,248	15,355,455	1,822	13,988,820	16
4	2190	City of Corsicana Landfill	Navarro	1	129,937	21,143,794	1,000	10,571,897	81.5
4	47A	Weatherford Landfill	Parker	1	24	8,576	1,271	5,450	0.2
4	218C	City of Fort Worth Southeast Landfill	Tarrant	1	818,887	14,840,863	1,473	10,930,296	11.5
4	358B	City of Arlington Landfill	Tarrant	1	1,014,513	39,939,424	1,565	31,252,599	31
4	1983E	Fort Worth C and D Landfill	Tarrant	4	435,391	15,640,293	1,380	10,791,802	26

# Long-Range Planning: Objectives

- Close gap between solid waste rates and costs to provide solid waste services with incremental increases to allow for predictable household budgeting.
- Define long-range collection and disposal strategies (e.g., transfer stations, landfill, recycling centers, etc.)
- Develop capital plan to support long-range strategies and funding for implementation.

**Long-range planning prioritizes strategic fund solvency with future disposal options.**

# Long-Range Planning: Process

1. Develop interdepartmental workgroup to support plan development.
2. Engage with Burns & McDonnell for additional technical guidance and support.
3. Incorporate dialogue with community stakeholders and solid waste service providers.
4. Consider regional efforts and outreach to other city and county partners in the western region of the North Central Texas Council of Governments service area.
5. Define strategies to include material recovery facilities, transfer stations, landfills, etc.

**Many strategies and combinations of strategies will be considered.**

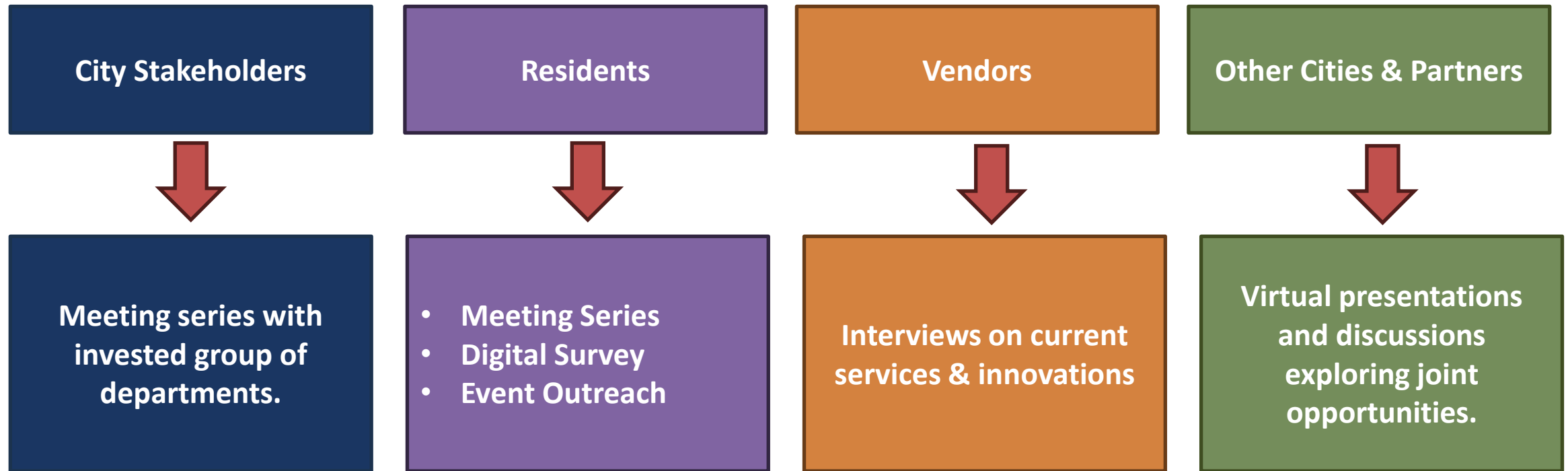


# Communications

1. Surveys
  - Online Community Survey
  - Vendor Survey
2. Social Media & Digital Content
  - Posts on City's social media
  - Webpage
3. Direct Outreach
  - Nextdoor, HOA/Neighborhood notifications
  - District Newsletters, Community Engagement newsletters
4. In-Person Engagement
  - Flyers and One-Pagers at outreach events, libraries, and community centers
  - Large-format engagement boards



# Stakeholder Groups & Outreach



**Planning for the future means everyone working together.**

# Thank you!

