

## DALLAS DISTRICT

## PROGRESS

Monthly Report on Dallas District Projects and Topics

\*\*\*

COLLIN CO. | DALLAS CO. | DENTON CO. | ELLIS CO. | KAUFMAN CO. | NAVARRO CO. | ROCKWALL CO.

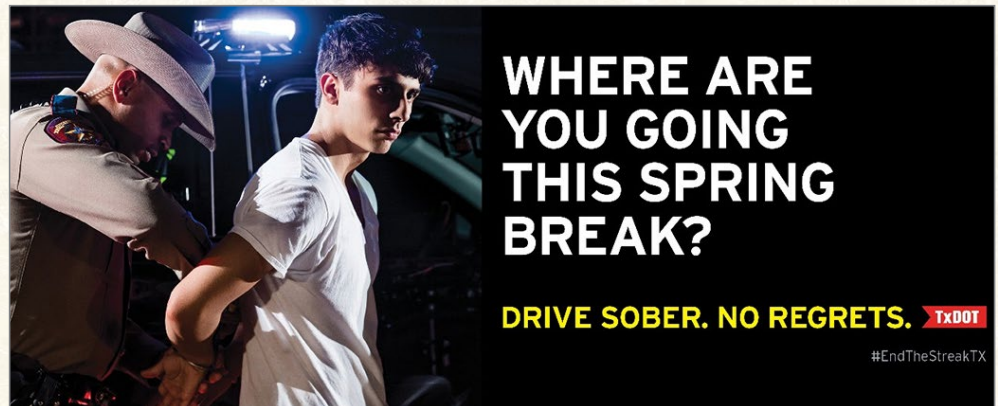
# SPRING SAFETY AT A GLANCE

**DALLAS DISTRICT** – Each year, the welcome sight of fresh wildflowers reblooming off our roadways signifies the kickoff of several traffic safety campaigns for TxDOT. Our efforts are a renewed push to remind drivers to evaluate their driving habits and make better choices behind the wheel. Through our media and boots-on-the-ground outreach at events across the state, we strive to touch one person at a time and help get one step closer to **#EndTheStreakTX** of daily deaths on our roadways.

## MARCH

### “DRIVE SOBER. NO REGRETS” SPRING BREAK DRUNK DRIVING CAMPAIGN

Spring break is a rite of passage for teens and college students across Texas, but one wrong choice could result in lifelong consequences when someone decides to drive under the influence of alcohol or drugs. TxDOT will visit several college campuses this month, urging students to find a sober ride and



SOURCE: TxDOT

TxDOT graphics

One of TxDOT's **“Drive Sober. No Regrets”** campaign goals is to share with college students the real-life experiences of people affected by impaired driving crashes across Texas.

not drink and drive during the spring break holiday. These events will feature a mobile video exhibit with powerful testimonials from people who have personally been impacted by drunk driving. Learn more at [soberrides.org](http://soberrides.org).

**WHEN:** 10 a.m. to 2 p.m. March 7

**WHERE:** University of Texas at Dallas, Richardson

### “BE SAFE. DRIVE SMART.” PEDESTRIAN AND BICYCLE SAFETY CAMPAIGN

Too many people are killed or suffer serious injuries while walking and

biking on Texas streets and highways, and the numbers are increasing each year. In 2021, pedestrian and bicyclist deaths accounted for one in five of all traffic fatalities in Texas. Fatalities in this group resulted in a 12 percent increase over the previous year. The TxDOT **“Be Safe. Drive Smart.”** Pedestrian and Bicycle Safety Laws campaign includes statewide media outreach and events.

➔ MORE ON BACK PAGE ➔

## FEBRUARY 2023 LET PROJECTS

|  | CSJ NUMBER   | HWY           | LIMITS  | TYPE OF WORK                                   | COST EST. (M)            | BID (M)           | +/- (%)      | CONTRACTOR                     |
|--|--------------|---------------|---|--|--------------------------|-------------------|--------------|--------------------------------|
| 1  | 0092-02-141  | IH 45         | 8.4 miles south of IH 20                                    | Bridge maintenance                             | \$3.92                   | \$4.34            | 10.63%       | Structural Integrity Group LLC |
| 2  | 0442-02-169  | IH 35E        | At Woody Branch   | Bridge maintenance                             | \$2.13                   | \$2.53            | 19.03%       | IBCTX, LLC                     |
| 3  | 0047-14-087  | US 75         | W University Dr. to S of Virginia Pkwy.                     | Landscape development                          | \$0.60                   | \$0.45            | -24.07%      | 3LW CIVIL LLC                  |
| 4  | 0173-02-077  | SH 34         | Ellis County line to FM 1390                                | Rehabilitate existing roadway                  | \$11.62                  | \$11.47           | -1.33%       | A. L. Helmcamp, Inc.           |
| 5  | 1047-03-076  | FM 1382       | 1 mi N of Penn Branch Pkwy. to 1200' N of Penn Branch Pkwy. | Drainage improvements & install median barrier | \$3.76                   | \$4.00            | 6.34%        | Fnh Construction, LLC          |
| 6  | 0816-02-083  | FM 455        | At Creek Creek  | Replace bridge and approaches                  | \$4.13                   | \$4.79            | 15.85%       | Ed Bell Constr. Co.            |
| ---  | 0918-47-347* | Marsalis Ave. | Various intersections in Dallas                             | Traffic signal improvements                    | \$1.81                   | \$1.77            | -2.32%       | Garret Shields Infrastructure  |
| <b>EST. FEBRUARY 2023 TOTALS</b>             |              |               |   |  | <b>\$27.97</b>           | <b>\$29.35</b>    | <b>3.45%</b> |                                |
| <b>DISTRICT FY CUMULATIVE LETTINGS</b>       |              |               |   |  | <b>\$988.20</b>          | <b>\$1,109.73</b> |              |                                |
| <b>DALLAS DISTRICT FY LETTING VOLUME CAP</b> |              |               |   |  | <b>\$1,301,360,000**</b> |                   |              |                                |

\* Unmapped.

<sup>1</sup> Indicates project is an A+B bidding project.

\*\* District FY 2022 Letting Cap includes the following:

1) IH 35E Phase II Dallas County Design Build Project for \$708 million

Note: Accumulative Letting/Obligations decreased due to bid rejection of Klyde Warren Deck Park Extension CSJ 0196-07-034 and IH 35E Frankford Rd CSJ 0196-02-132.

## MARCH 2023 PROJECTED LETTING PROJECTS (SUBJECT TO CHANGE)

|                        | CSJ NUMBER   | HWY    | LIMITS                     | TYPE OF WORK                  | EST. COST (M)    |
|------------------------|--------------|--------|----------------------------|-------------------------------|------------------|
| 1                      | 1568-02-014  | FM 407 | Wise County line to FM156  | Rehabilitate existing roadway | \$8.98           |
| ---                    | 0197-04-084* | US 175 | W US 175 to SH 34 Business | Install/replace signs         | \$2.99           |
| <b>ESTIMATED TOTAL</b> |              |        |                            |                               | <b>\$11.97 M</b> |

\* Unmapped.

## COMPLETED CONSTRUCTION PROJECTS (FROM FEBRUARY 1-28, 2023)

|                        | CSJ NUMBER   | HWY     | LIMITS   | TYPE OF WORK                    | EST. COST (M)   | COMPLETED DATE |
|------------------------|--------------|---------|--|---------------------------------|-----------------|----------------|
| 1                      | 0091-05-079  | SH 289  | At Legacy Drive  | Landscape development           | \$0.37          | 2/07/2023      |
| 2                      | 0009-02-065  | SH 78   | SH 78 from Leon Rd. to Stratford Dr.; US 80 from IH 30 to E of North Galloway Ave. | Overlay and rehab existing road | \$2.05          | 2/12/2023      |
| 3                      | 0918-11-096  | CR 4106 | At North and South Draw  | Replace bridge & approaches     | \$0.84          | 2/06/2023      |
| ---                    | 0918-00-328* | VA      | Various locations in the Dallas District   | Traffic signal improvements     | \$2.32          | 2/14/2023      |
| <b>ESTIMATED TOTAL</b> |              |         |  |                                 | <b>\$5.58 M</b> |                |

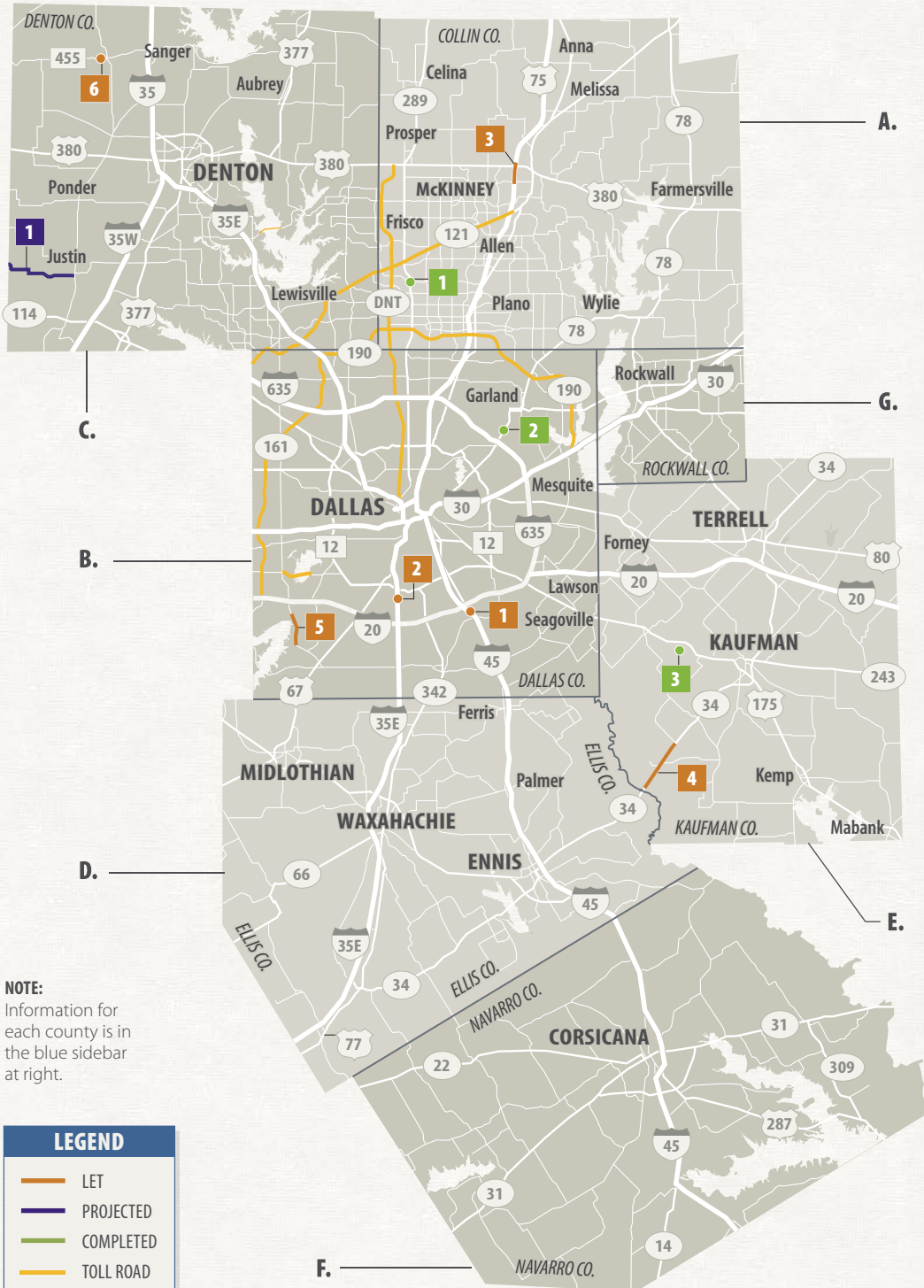
\* Unmapped.

SOURCE: Texas Department of Transportation.

TxDOT graphic

# DALLAS DISTRICT PROJECTS MAP

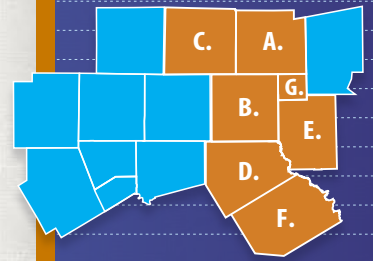
Colored and numbered boxes correspond with the charts on page 2 and show projects that have let in **February 2023**, are projected to let in **March 2023**, or have recently been **completed**.



**NOTE:**  
Information for each county is in the blue sidebar at right.

| LEGEND                                |           |
|---------------------------------------|-----------|
| <span style="color: orange;">—</span> | LET       |
| <span style="color: blue;">—</span>   | PROJECTED |
| <span style="color: green;">—</span>  | COMPLETED |
| <span style="color: yellow;">—</span> | TOLL ROAD |

SOURCE: TxDOT research  
\*POPULATION ESTIMATE: NCTCOG



## 2023 DALLAS DISTRICT ESTIMATE TOTALS

VEHICLE REGISTRATION | 4,189,810  
\*POPULATION ESTIMATE | 5,274,480  
LANE MILES | 11,087.892

### A. COLLIN COUNTY

VEHICLE REGISTRATION: 865,094  
\*POPULATION ESTIMATE: 1,135,060  
LANE MILES: 1,556.034

### B. DALLAS COUNTY

VEHICLE REGISTRATION: 2,095,680  
\*POPULATION ESTIMATE: 2,654,510  
LANE MILES: 3,438.432

### C. DENTON COUNTY

VEHICLE REGISTRATION: 737,322  
\*POPULATION ESTIMATE: 950,660  
LANE MILES: 1,730.268

### D. ELLIS COUNTY

VEHICLE REGISTRATION: 195,865  
\*POPULATION ESTIMATE: 207,620  
LANE MILES: 1,547.372

### E. KAUFMAN COUNTY

VEHICLE REGISTRATION: 141,728  
\*POPULATION ESTIMATE: 153,130  
LANE MILES: 1,215.381

### F. NAVARRO COUNTY

VEHICLE REGISTRATION: 52,281  
\*POPULATION ESTIMATE: 53,610  
LANE MILES: 1,252.730

### G. ROCKWALL COUNTY

VEHICLE REGISTRATION: 101,840  
\*POPULATION ESTIMATE: 119,900  
LANE MILES: 347.675

**Sherry Matthews Group** is working with us to deliver this important message about following all the laws designed to keep pedestrians and cyclists safe. Street teams wearing walking billboards will help spread creative messages that promote cyclist and pedestrian safety as they share the road with vehicles. Our campaign will make a stop in key markets across the state, including Dallas.

**WHEN:** 3 to 7 p.m. March 31

**WHERE:** AT&T Discovery Area

**APRIL**

**WORK ZONE AWARENESS WEEK**

National Work Zone Awareness Week is April 17-21. This year's theme is *"Work with Us."* This campaign encourages safe driving through work zones and urges drivers to exercise extreme caution while driving through them. Distracted driving, including cell phone usage is by far the leading contributing factor in work zone crashes. Driving under the influence and speeding are also top contributing



SOURCE: TxDOT

TxDOT graphics

factors. The Dallas District is working to bring awareness to this issue through an ambitious social media outreach plan, tying in relevant figures in pop culture.

Don't forget to wear your orange April 19.

**DISTRACTED DRIVING AWARENESS MONTH**



Distracted driving is consistently a top cause of traffic-related crashes. Furthermore, the behavior causes one in 10 traffic fatalities in our state. Our *"Talk. Text. Crash"* campaign highlights the importance of putting your phone down, avoiding distractions, and keeping your hands on the wheel and eyes on the road.

In April, TxDOT will partner with AAA and the City of Dallas to promote Distracted Driving Awareness Month.

**WHEN:** 11 a.m. to 1 p.m. April 15

**WHERE:** Campbell Green Recreation Center

**MORE INFO**

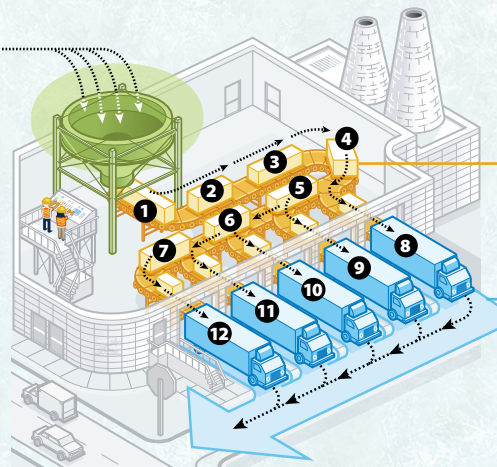
For more on these and TxDOT's other traffic safety campaigns, visit [txdot.gov/safety/traffic-safety-campaigns.html](http://txdot.gov/safety/traffic-safety-campaigns.html)



A factory-themed metaphorical take on the business of how TxDOT builds roadways:

**I. FUNDING SOURCES**

- Motor Fuel Taxes
- Vehicle Registration Fees
- Prop 1/Prop 7
- Federal Reimbursements



**II. ADVANCED PLANNING**

- 1. Public Involvement
- 2. Feasibility Analysis
- 3. Environmental
- 4. Engineering
- 5. Right of Way
- 6. Utility Adjustment
- 7. Contractor Procurement

**III. MOBILITY AND MAINTENANCE PROJECTS**

- 8. Connectivity
- 9. Preservation
- 10. Safety
- 11. Mobility
- 12. Roadway Maintenance

SOURCE: Texas Department of Transportation


DEAN HOLLINGSWORTH/TxDOT Information Specialist

**DALLAS DISTRICT | PROGRESS**



TEXAS DEPARTMENT OF TRANSPORTATION  
4777 E. Highway 80  
Mesquite, TX  
75150-6643

FOR MORE INFORMATION:  
214-320-4480  
dalinfo@txdot.gov  
[www.txdot.gov](http://www.txdot.gov)



**REPORT A POTHOLE:**

Visit <https://www.txdot.gov/inside-txdot/contact-us/contact-us/reportIssueSubPage/roadNeedsRepair.html> or call 800.452.9292. Progress report can be downloaded at <http://www.txdot.gov/inside-txdot/district/dallas/progress.html>