

AMERICAN RECOVERY AND REINVESTMENT ACT OF 2009 (ARRA) SUCSESSES IN THE DALLAS-FORT WORTH REGION (\$ in Millions)

\$ 885.71	Awarded
<u>- .43</u>	Returned at project close out
\$ 885.28	Total ARRA expenditures
<u>+ 268.58</u>	Additional RTC Partnership Funds
<u>\$1,153.86</u>	Total Investment

Top ARRA Projects

- DFW Connector - \$260.8
- Chisholm Trail Parkway at IH 20 - \$116.6
- Green Line Light Rail - \$86.2
- Orange Line Light Rail - \$60.6
- Downtown Dallas Streetcar - \$26.0
- PGBT/SH 161 TIFIA Loan - \$20.0





The Metropolitan Transportation Plan for North Central Texas

Regional Transportation Council

Chad McKeown and Chris Klaus

March 10, 2016

Mobility 2040 Prioritization and Expenditures

Maximize Existing System	Infrastructure Maintenance <ul style="list-style-type: none"> Maintain & Operate Existing Facilities Bridge Replacements 	\$37.4
	Management and Operations <ul style="list-style-type: none"> Improve Efficiency & Remove Trips from System Traffic Signals and Bicycle & Pedestrian Improvements 	\$7.2
	Growth, Development, and Land Use Strategies More Efficient Land Use & Transportation Balance	\$3.6
Strategic Infrastructure Investment	Rail and Bus Induce Switch to Transit	\$27.2
	HOV/Managed Lanes Increase Auto Occupancy	\$43.4
	Freeways/Tollways and Arterials Additional Vehicle Capacity	
Mobility 2040 Expenditures		\$118.9*

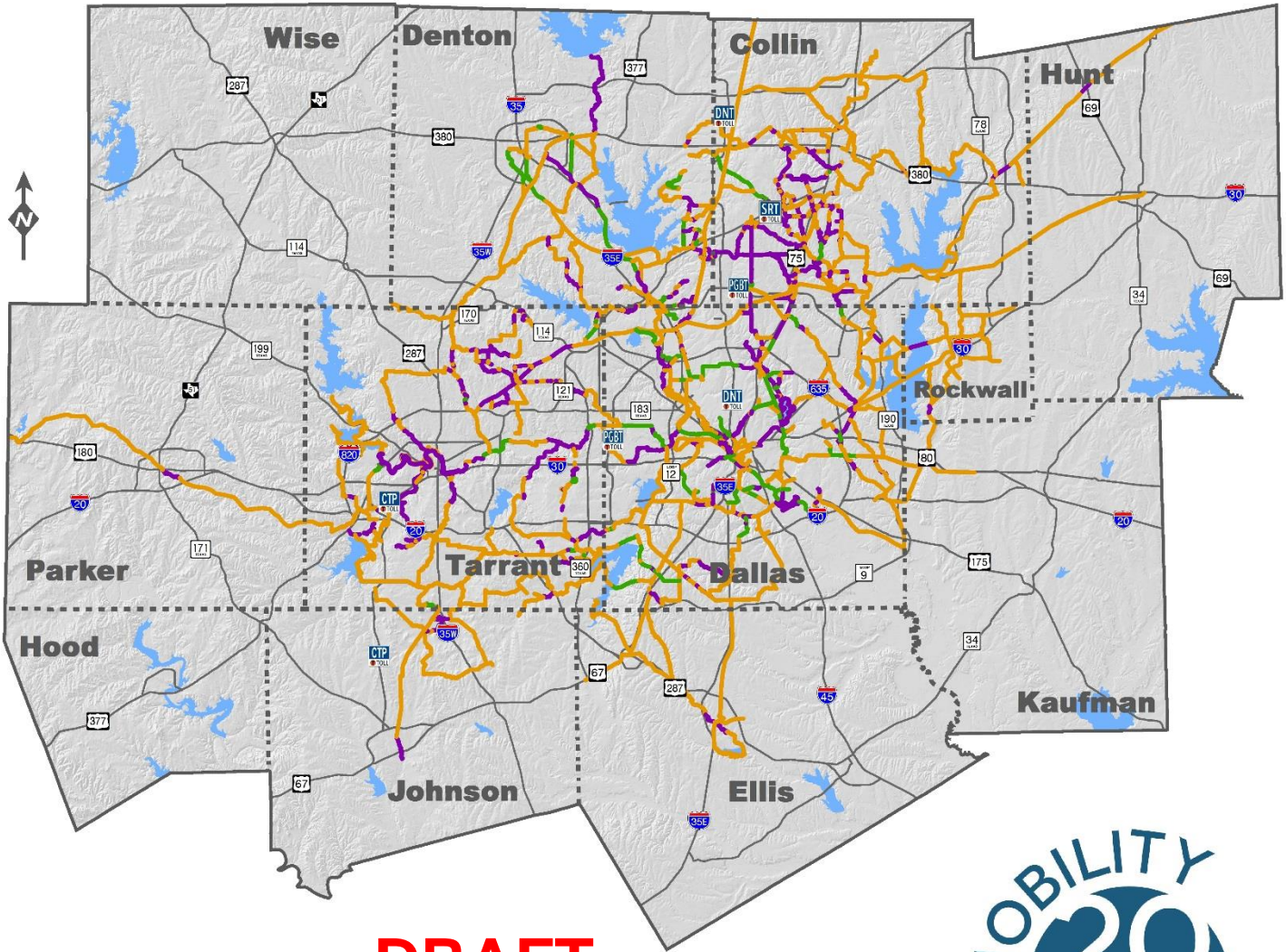
DRAFT

*Actual dollars, in billions. Values may not sum due to independent rounding.

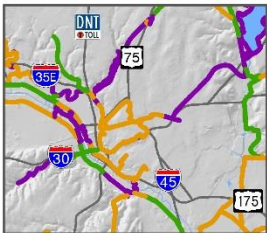
Regional Veloweb

Facility Status

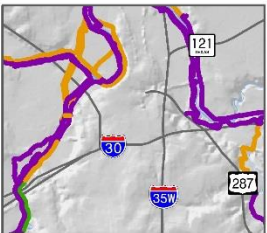
- Existing 442 Miles
- Funded 146 Miles
- Planned 1,288 Miles
- Total 1,876 Miles
- Major Roads



Dallas CBD



Fort Worth CBD

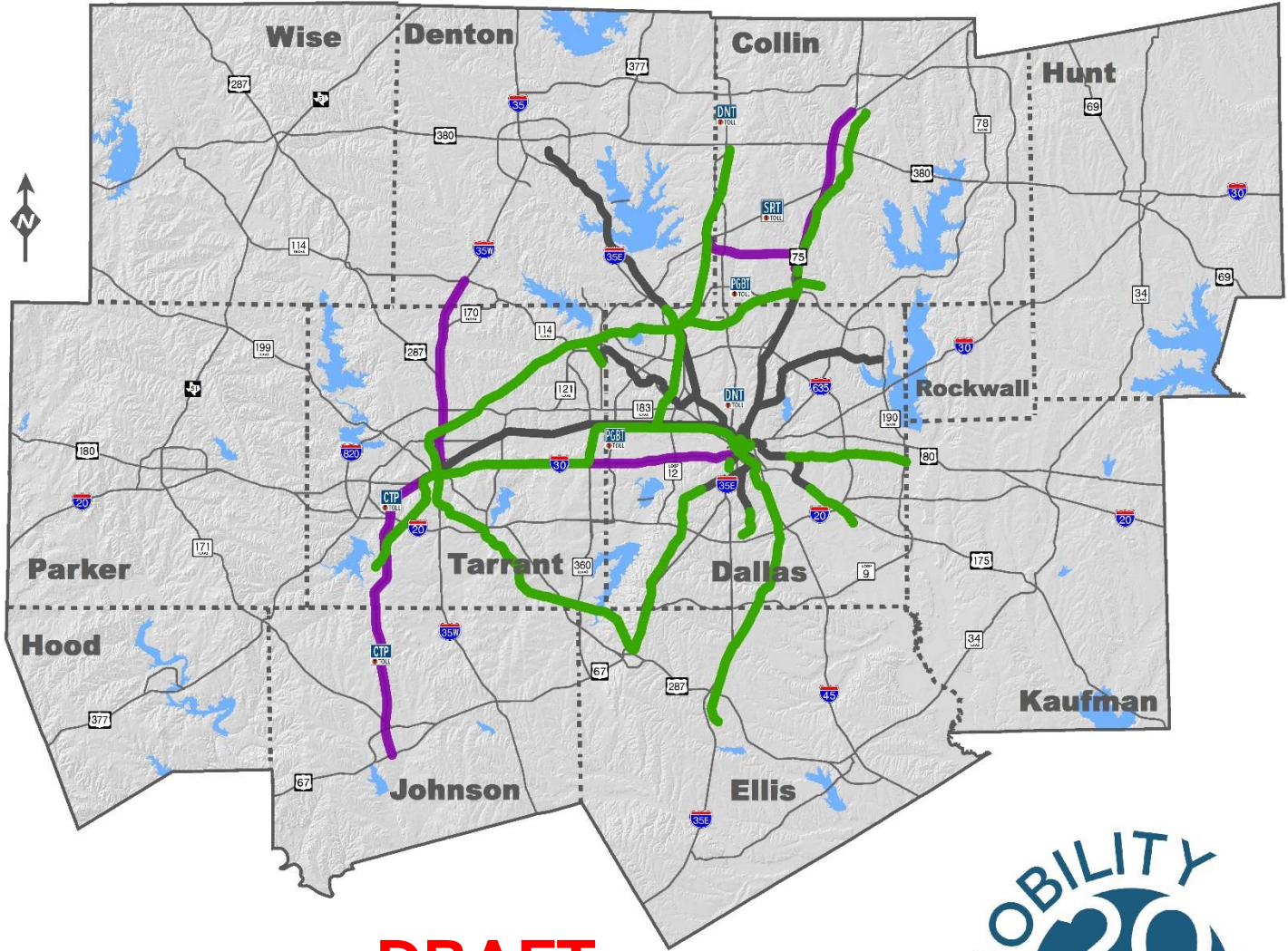


DRAFT



Major Transit Corridor Recommendations

- Recommended Rail
- Existing Rail
- Recommended High-Intensity Bus
- Major Roadways

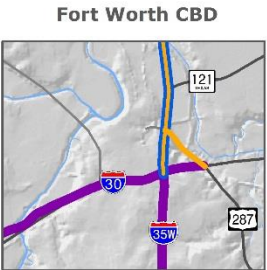
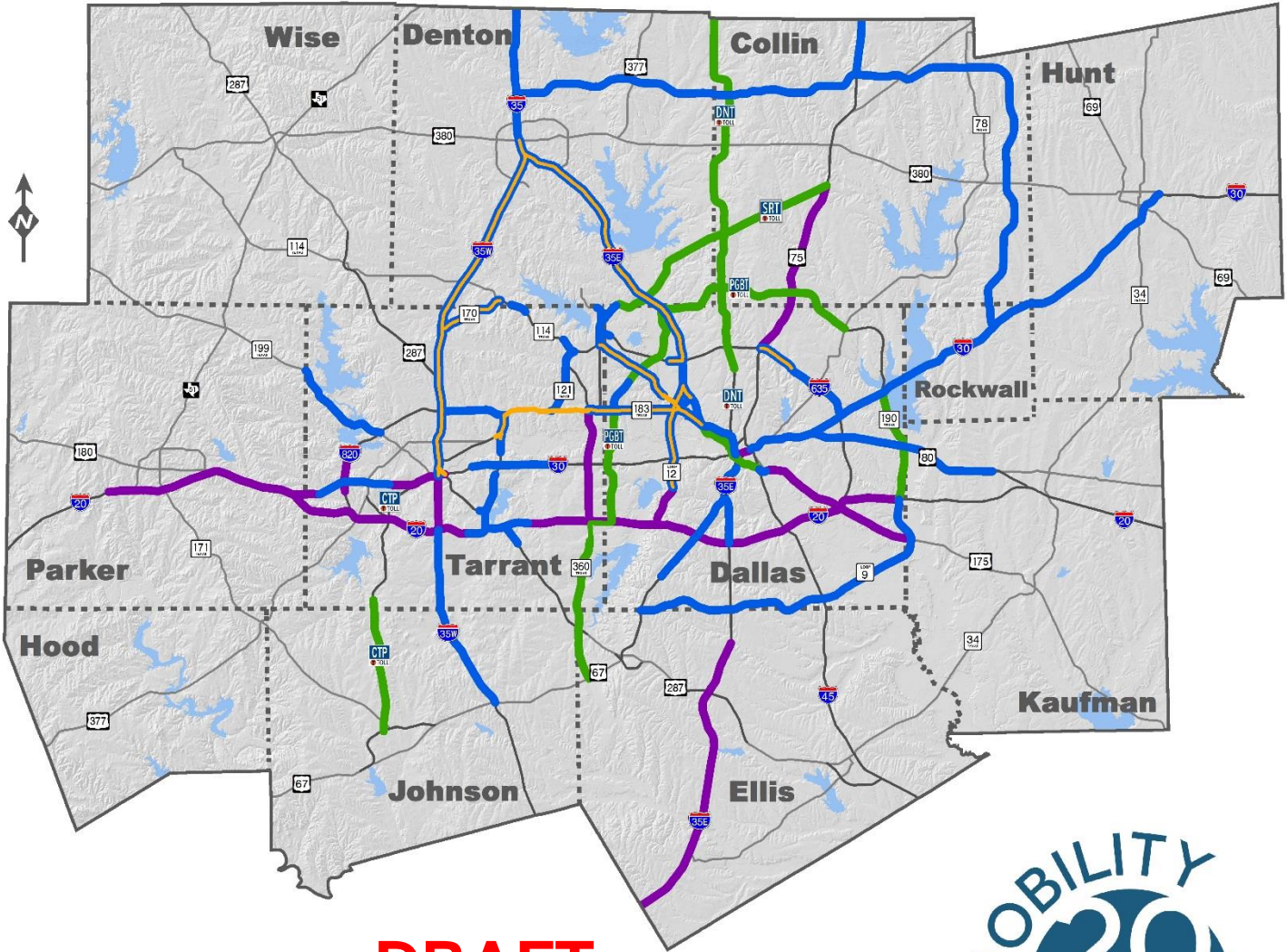


DRAFT



Major Roadway Recommendations

-  New or Additional Freeway Capacity
-  Additional Freeway Capacity and New Tolled Managed Lanes
-  New or Additional Tolled Managed Capacity
-  New or Additional Toll Road Capacity
-  Capacity Maintenance
-  Freeways/Tollways
-  Other Major Roadways

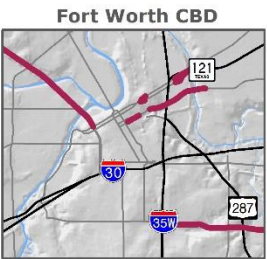
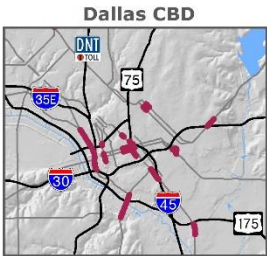
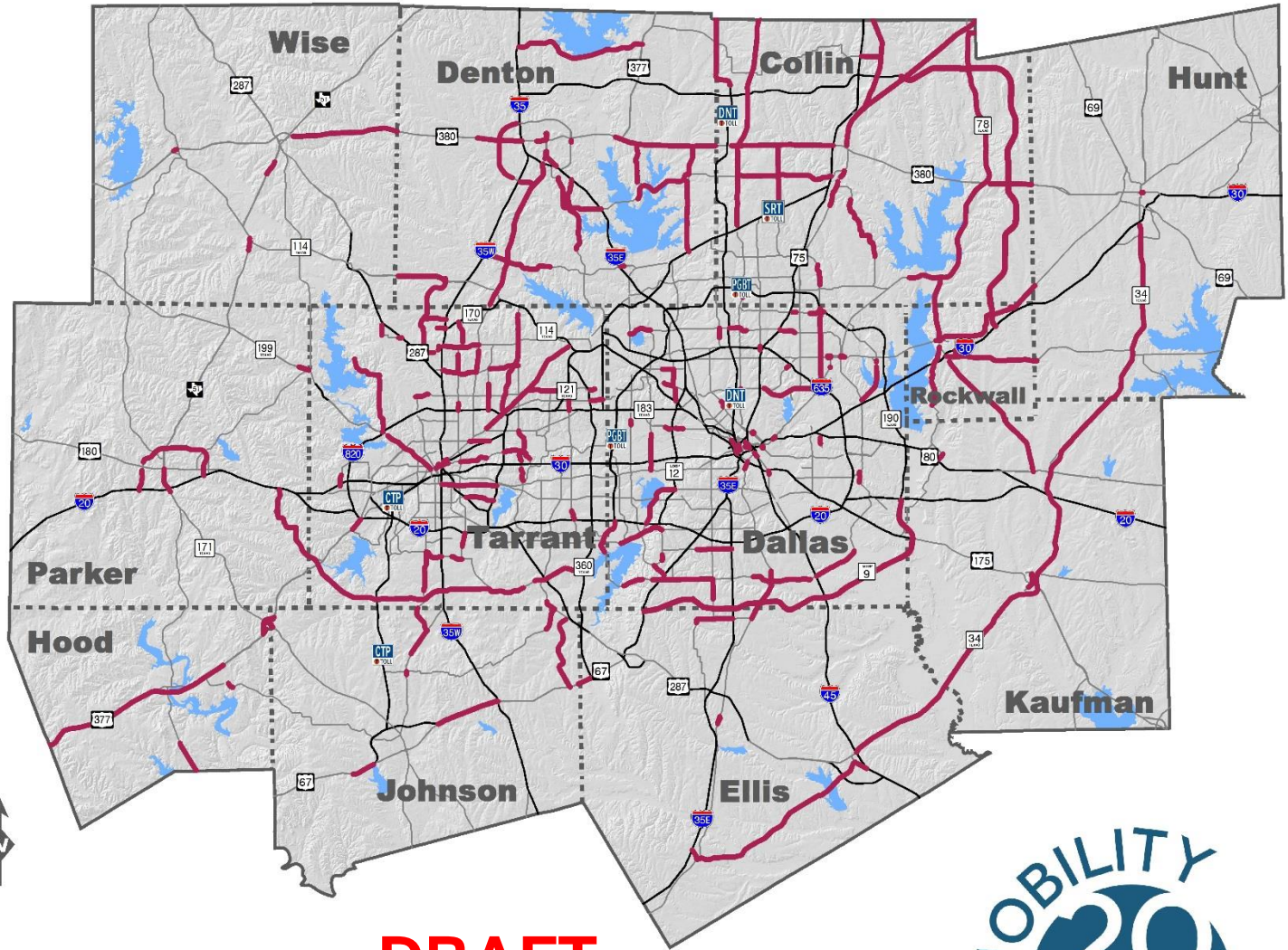


DRAFT



Funded Major Arterial Improvements





- Capacity Improvement
- Freeways/Tollways
- Other Major Roadways

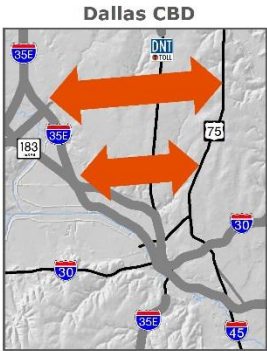
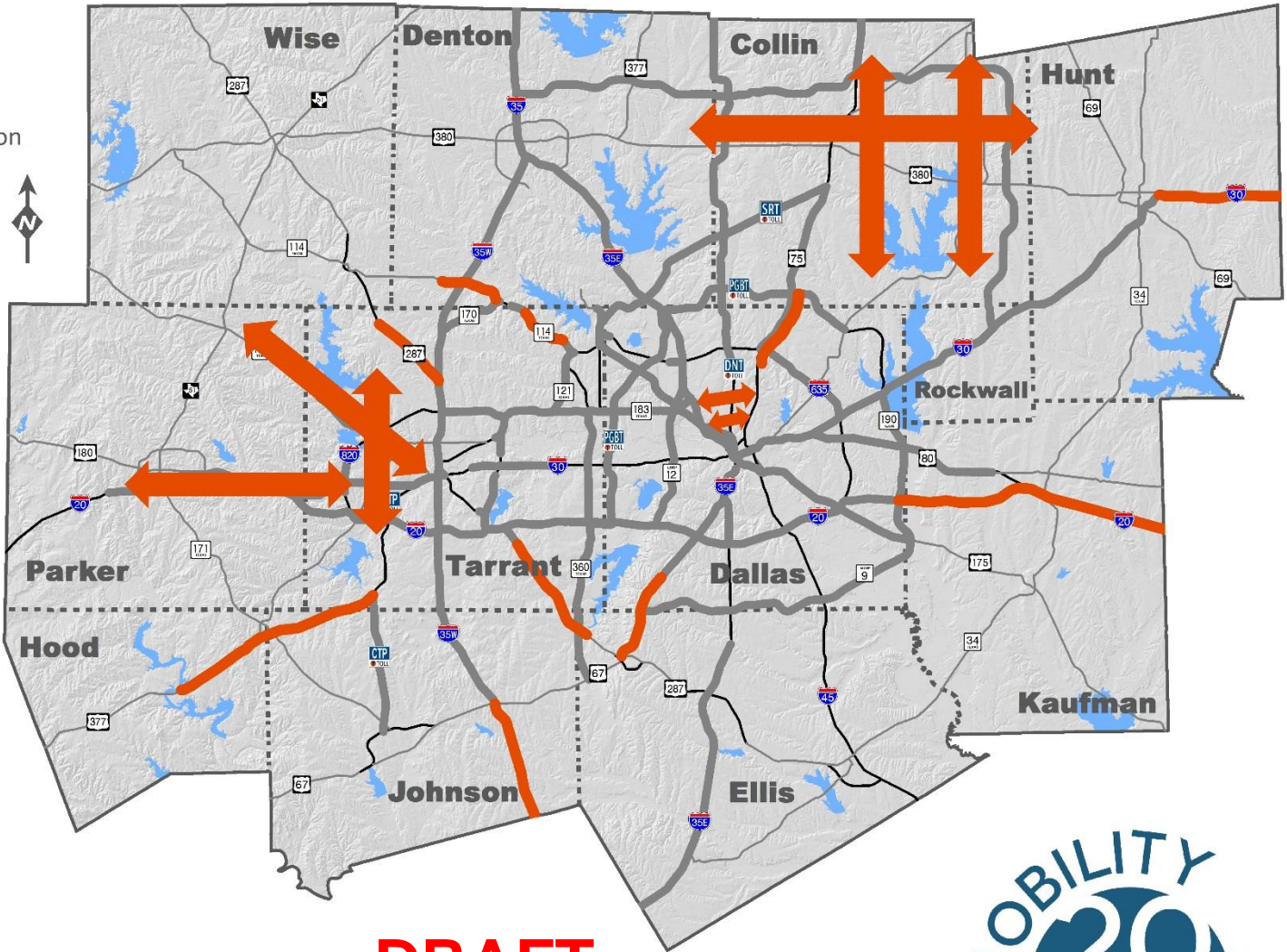


DRAFT



Illustrative Major Roadway Corridors for Future Evaluation

-  Corridors for Future Evaluation
-  Mobility 2040 Corridor Recommendation
-  Freeways/Tollways
-  Other Major Roadways



DRAFT



Supplemental Policy Initiatives

- RTC Policy Bundle Initiative
 - Aims to find solutions beyond infrastructure improvements to achieve regional transportation goals
 - Participation is voluntary
 - Participating local governments would receive credits to help offset local funds on federal projects
- RTC Policy Position on Transit Implementation in the Cotton Belt Corridor (P16-01)
 - Calls for expedited project delivery
 - If rail cannot be expedited, review other options for early implementation

Transportation Improvement Program (TIP) Impacts

- A subset of projects listed in the 2015-2018 TIP document will be impacted by scope, timing, and funding changes identified in Mobility 2040 recommendations.
- All impacted projects will be amended in the 2017-2020 TIP (vs. in the 2015-2018 TIP listings) as these projects are not being implemented prior to finalization of the new TIP.
- Subsequent TIP action will be consistent with Mobility 2040 and the 2016 Transportation Conformity.

2016 Transportation Conformity

Purpose: Federal requirement in nonattainment areas to conduct air quality analysis on projects, programs, and policies identified in transportation plans, transportation improvement programs, federally funded projects, or projects required for federal approval

Analysis Years: 2017, 2027, 2037, and 2040

Latest Planning Assumptions: MOVES2014 Emissions Model
2014 Registration
2014 Traffic Count Data
2014 Meteorological Data

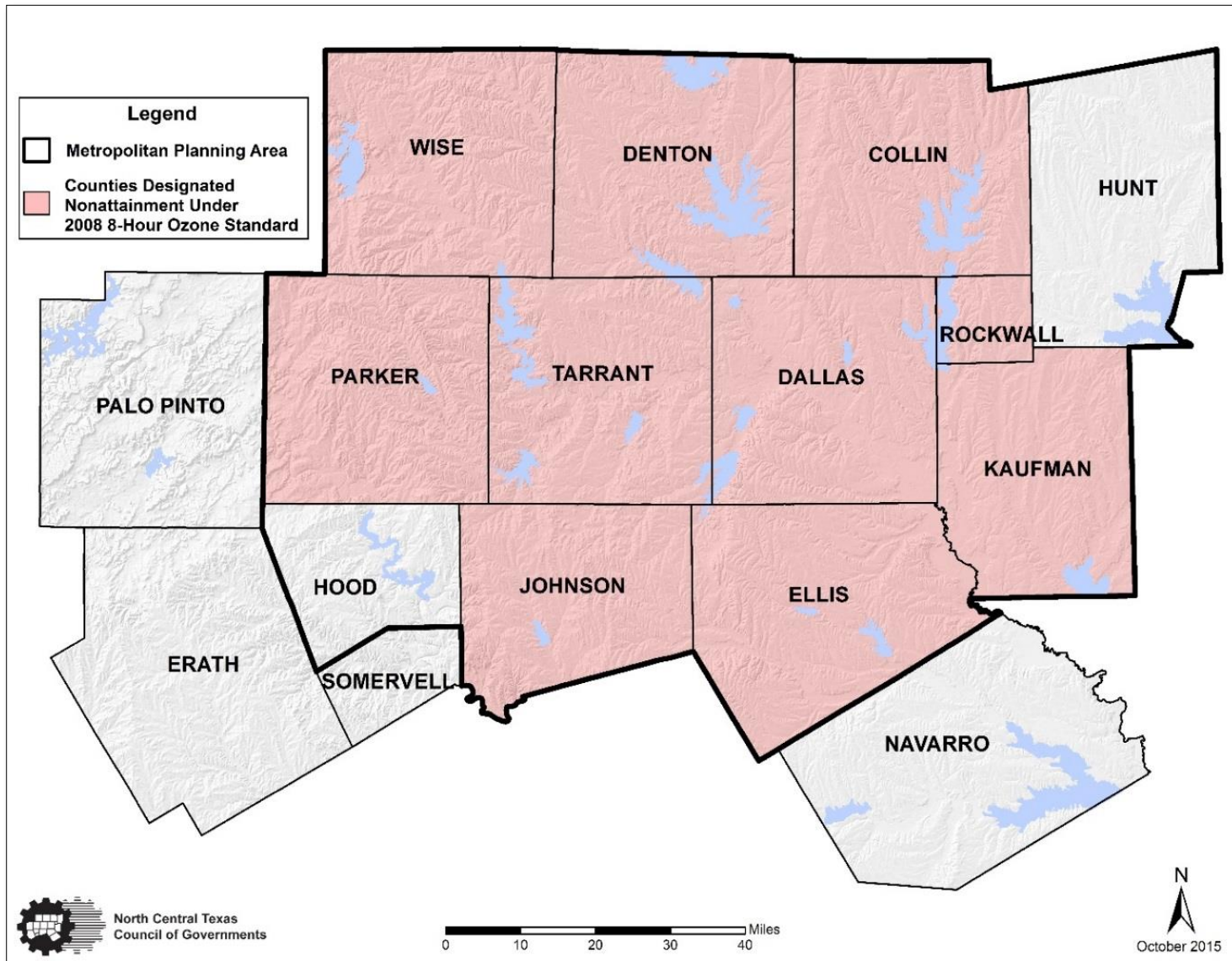
Motor Vehicle Emissions Budgets (MVEBs)*

Nitrogen Oxides (NO_x) = 148.36 tons/day

Volatile Organic Compounds (VOC) = 77.18 tons/day

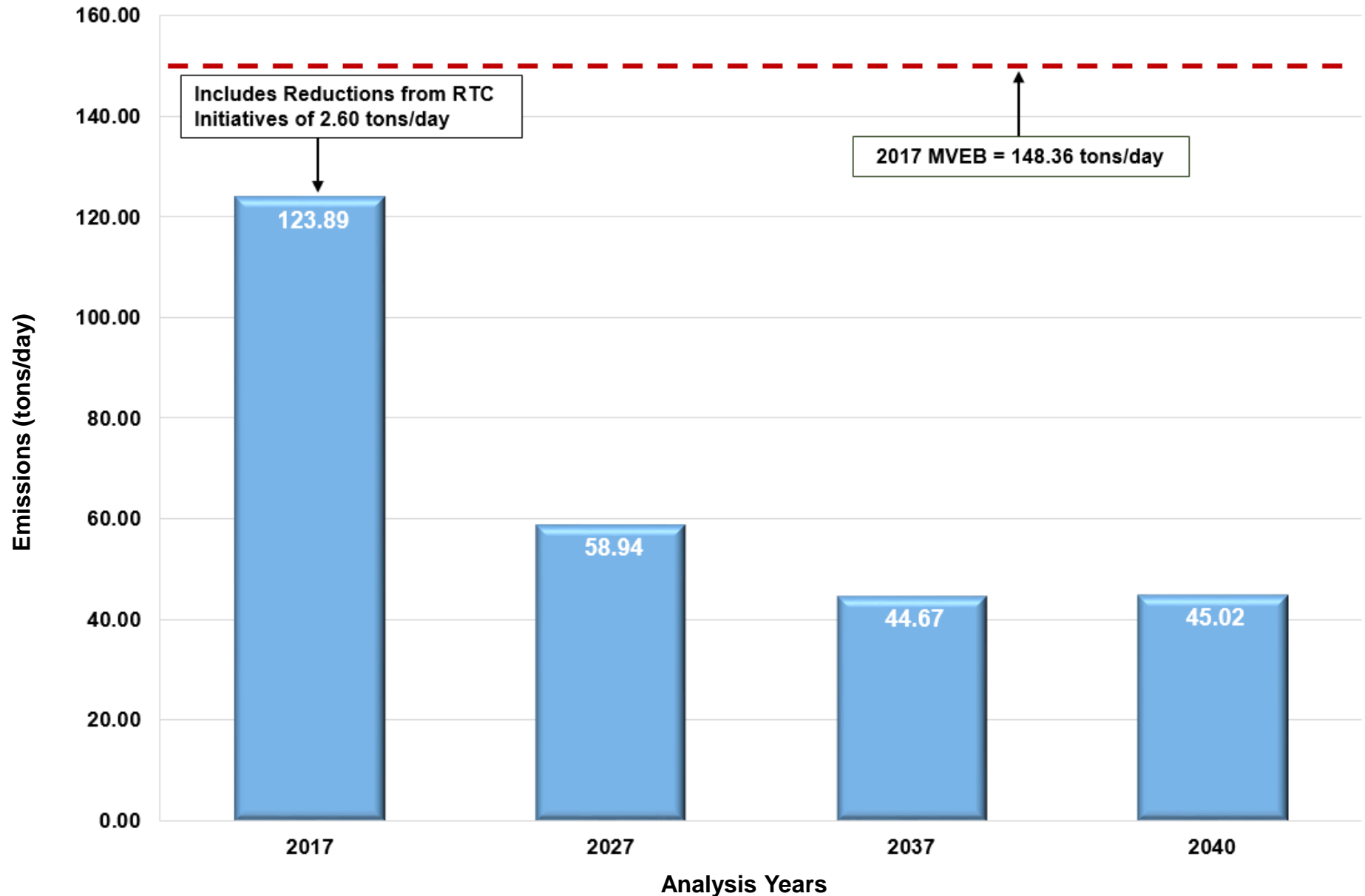
Analysis Area: Ten-County Ozone Nonattainment Area

Ten-County Nonattainment Area Under the Eight-Hour Ozone Standard



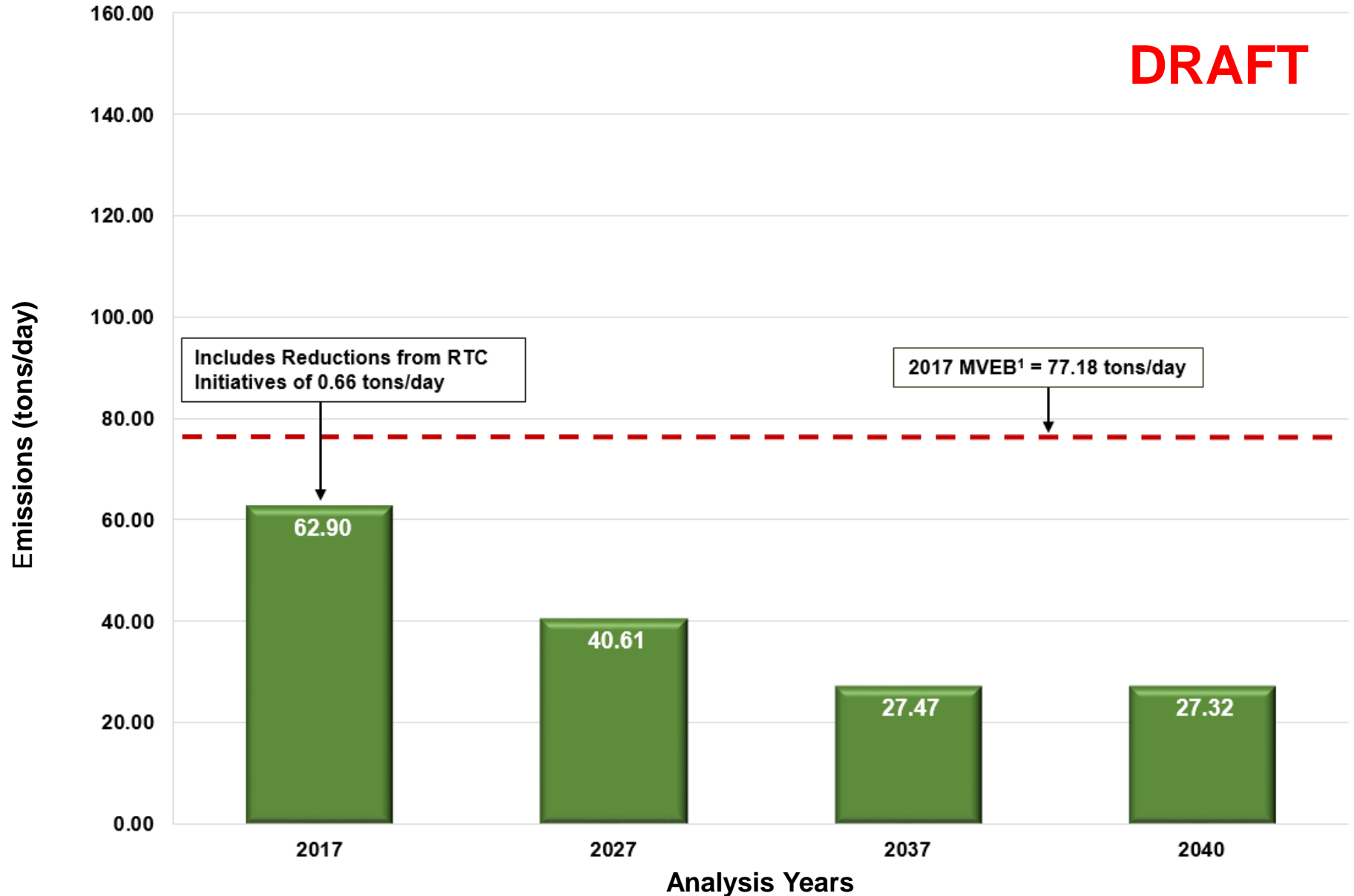
Nitrogen Oxides (NO_x) Emission Results

DRAFT



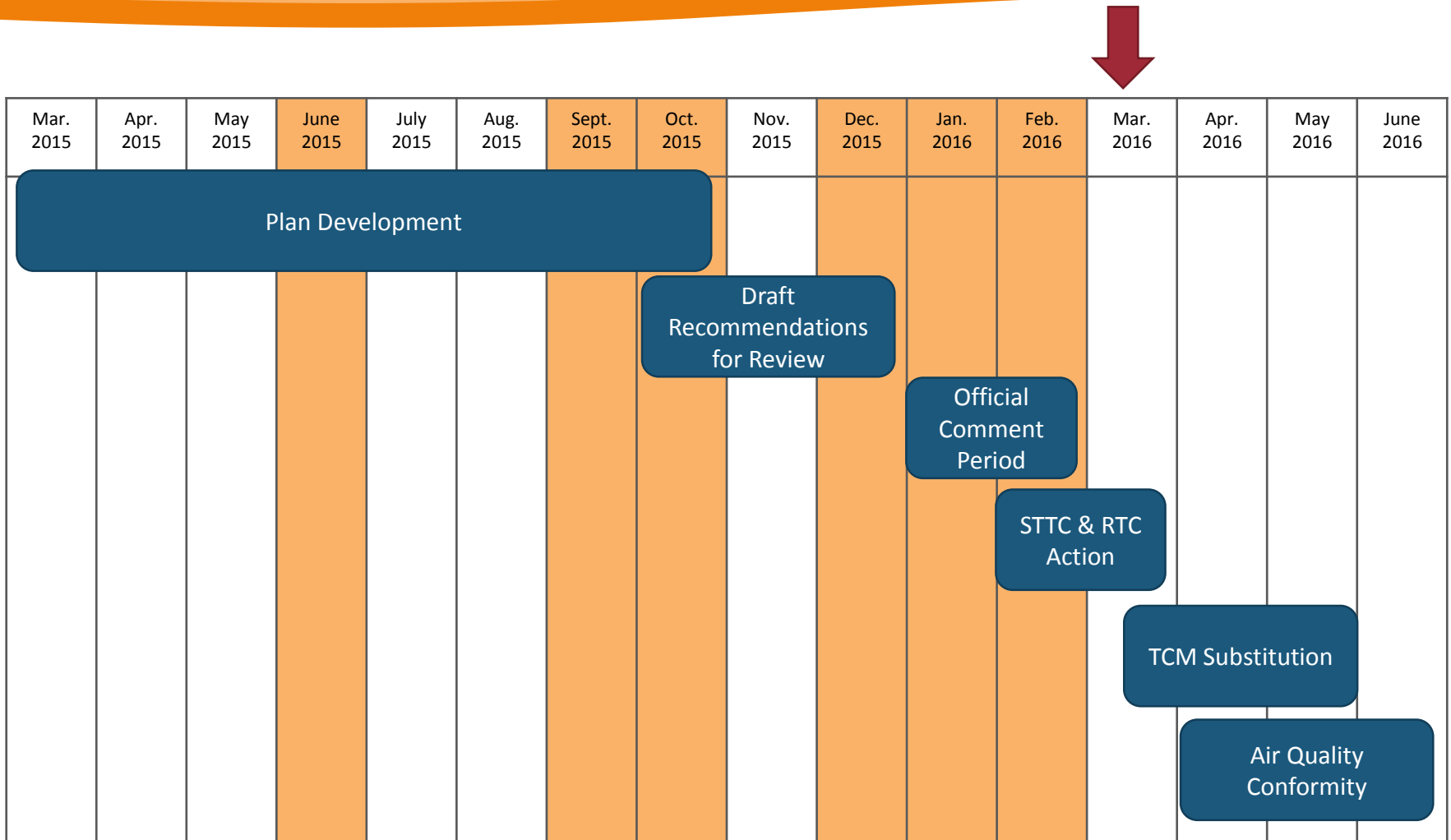
¹ Source: Environmental Protection Agency Notice of Adequacy Status of the Dallas-Fort Worth, TX Reasonable Further Progress 8-Hour Ozone Motor Vehicle Emission Budgets for Transportation Conformity Purposes; 81 FR 1184, <https://federalregister.gov/a/2016-339>.

Volatile Organic Compounds (VOC) Emission Results



¹ Source: Environmental Protection Agency Notice of Adequacy Status of the Dallas-Fort Worth, TX Reasonable Further Progress 8-Hour Ozone Motor Vehicle Emission Budgets for Transportation Conformity Purposes; 81 FR 1184, <https://federalregister.gov/a/2016-339>.

Schedule



Public meetings held during highlighted months.

Request for Action

- Approve Mobility 2040
- Confirm the 2016 Transportation Conformity results
- Confirm that TIP related changes will occur through the 2017-2020 TIP approval process
- Approve the resolution R16-01 as outlined in the following slides

Request for Action (continued)

Approve Resolution (Reference Item 4.1)

Section 1: RTC adopts Mobility 2040: The Metropolitan Transportation Plan for North Central Texas, including the “RTC Policy Position on Transit Implementation in the Cotton Belt Corridor (P16-01)” and the RTC Policy Bundle Initiative.

Section 2: RTC approves the results of the 2016 Transportation Conformity, which demonstrates that implementation of Mobility 2040: The Metropolitan Transportation Plan for North Central Texas and appropriate TIP will not cause any new violations of the air quality standard, increase the frequency or severity of violations of the standard, or delay timely attainment of the standard.

Section 3: RTC request staff to conduct a Transportation Control Measure substitution concurrently during the conformity interagency consultation review. Subsequent final local action by the RTC on the TCM process and resulting conformity analysis will follow.

Request for Action (continued)

Section 4: The development of Mobility 2040: The Metropolitan Transportation Plan for North Central Texas utilized the most recent regional demographic projections.

Section 5: The recommendations included in Mobility 2040: The Metropolitan Transportation Plan for North Central Texas meet financial constraint requirements and all federal nondiscrimination and Environmental Justice requirements and have no disproportionate impacts on protected populations.

Section 6: RTC directs staff to appropriately amend other planning documents such as the Transportation Improvement Program and Unified Planning Work Program as needed to implement the policies, programs, and projects contained in Mobility 2040: The Metropolitan Transportation Plan for North Central Texas.

Request for Action (continued)

Section 7: The development of Mobility 2040: The Metropolitan Transportation Plan for North Central Texas and the 2016 Transportation Conformity was conducted in accordance with NCTCOG's approved public participation plan, including presentation of draft recommendations and analysis results.

Section 8: The latest public involvement information for the 2016 Transportation Conformity, including Mobility 2040: The Metropolitan Transportation Plan for North Central Texas, will be transmitted to the interagency conformity consultation partners (FHWA, FTA, EPA, TxDOT, and TCEQ).

Section 9: This resolution will be transmitted to FHWA, FTA, EPA, TxDOT, TCEQ, DART, FWTA, DCTA, NTTA, Collin County Toll Road Authority, and all impacted local governments.

Section 10: This resolution shall be in effect immediately upon its adoption.

Websites

Additional information available online

Mobility 2040: www.nctcog.org/mobility2040

Conformity: <http://www.nctcog.org/trans/air/conformity/>

IH 35E/IH 635 Interchange Rendering – IH 35E Managed Lanes “Y-Connection” Path



“Y-Connection” Area

TO DALLAS

I-635

HARRY HINE S BLVD

EMERALD ST

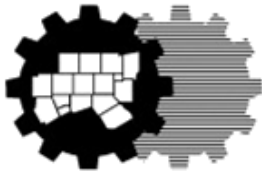
**NORTHBOUND
IH35E EXPRESS
(PM PEAK)**

**SOUTHBOUND
IH35E EXPRESS
(AM PEAK)**

Courtesy: AGL Constructors (2016)

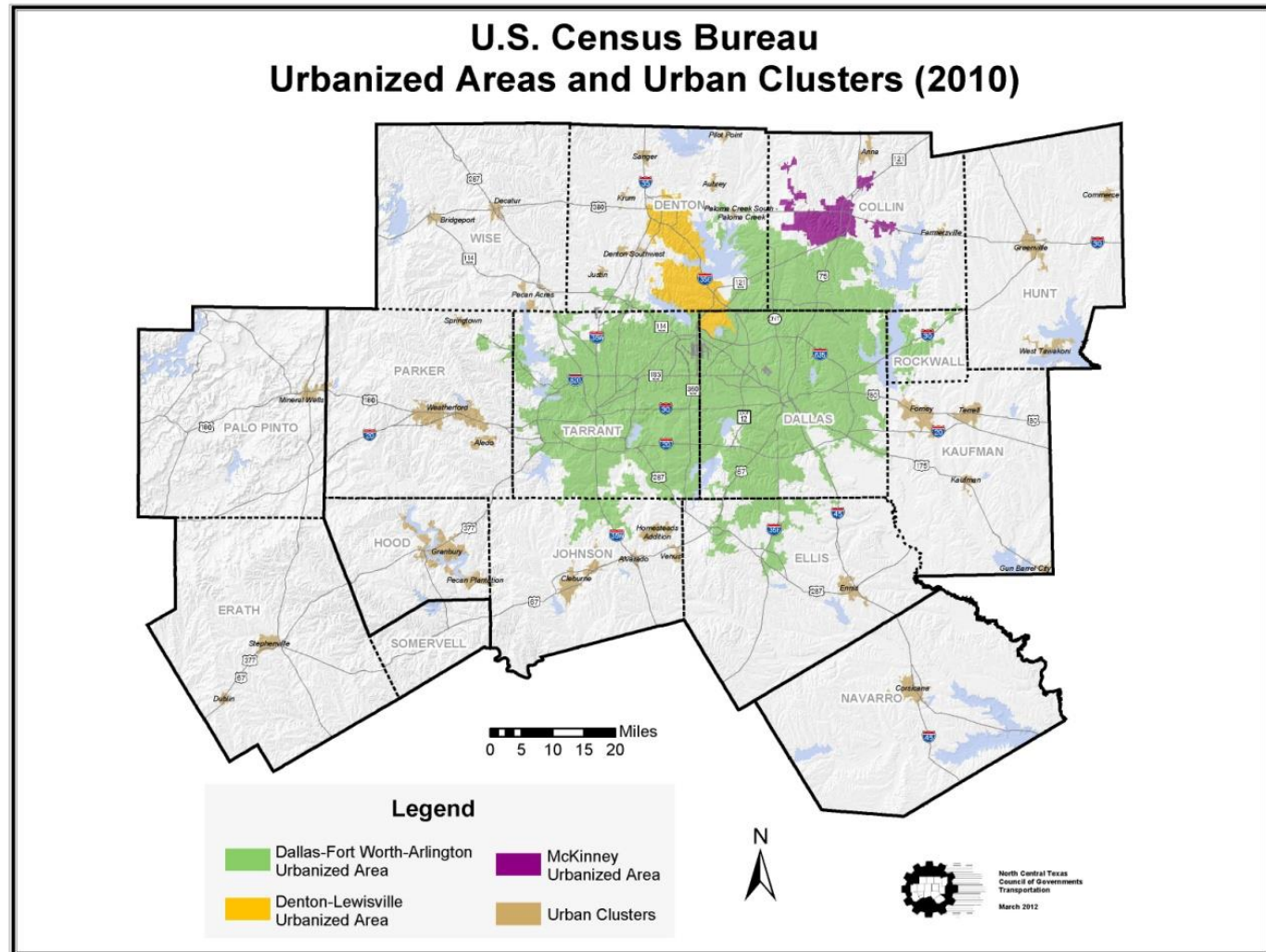
DIRECT RECIPIENT STATUS FOR THE MCKINNEY URBANIZED AREA (UZA)

Regional Transportation Council



Michael Morris, P.E.
Sarah Chadderdon, AICP
March 10, 2016

Background



McKinney UZA

Population

170,030 (2010 Census)

Cities

McKinney, Princeton, Prosper, Celina, Melissa and Lowry Crossing

Annual Urbanized Area Formula Allocation

\$2.6M

Direct Recipient Status History

Through 2013: Collin County Area Regional Transit (CCART)

2014 – Present: Texoma Area Paratransit System (TAPS)

Future: North Central Texas Council of Governments (NCTCOG)
(proposed)

Eligible Direct Recipients

Public agencies (e.g., metropolitan planning organizations) may serve as Direct Recipient, including:

Cities

Counties

Councils of Governments

State Agencies

Metropolitan Transit Authorities

Public transportation agencies that are political subdivisions of the State of Texas (e.g. TAPS)

Small Urbanized Area Requirements

The Federal Transit Administration (FTA) has very specific roles and responsibilities for allocating and receiving federal funds. In small urbanized areas:

MPOs

Regional Transportation Council programs funds
Ensures coordinated planning

Designated Recipient (i.e., TxDOT)

Allocates and apportions funding
Responsible for oversight and compliance

Direct Recipient

Receives funds directly from FTA
Decides how service gets provided and identifies local needs
Identifies local partnerships and matching funds
Must ensure compliance with State and federal rules

Timeline

ACTION	WHEN
TAPS ceases public transportation service in the McKinney Urbanized Area	December 2015
Coordination with cities in the McKinney Urbanized Area regarding Direct Recipient status	Ongoing
Federal Transit Administration releases FY2016 apportionment	February 16, 2016
STTC: Action Item	February 26, 2016
RTC: Action Item	March 10, 2016
Send selected Direct Recipient to the Governor (i.e., TxDOT)	March 2016
Receive TxDOT and FTA approval	April 2016
Texas Transportation Commission allocates FY2016 funds for small urbanized areas	April 28, 2016

Requested Action

Concurrence of NCTCOG serving as the Direct Recipient of Federal Transit Administration funds for the McKinney Urbanized Area

Contacts


Sarah Chadderdon
Principal Transportation Planner
(817) 695-9180
schadderdon@nctcog.org

TOLL MANAGED LANE DATA MONITORING

Regional Transportation Council

March 10, 2016

Dan Lamers, P.E.



***North Central Texas Council of Governments
Transportation Department***

Near Term Managed Lane System Openings

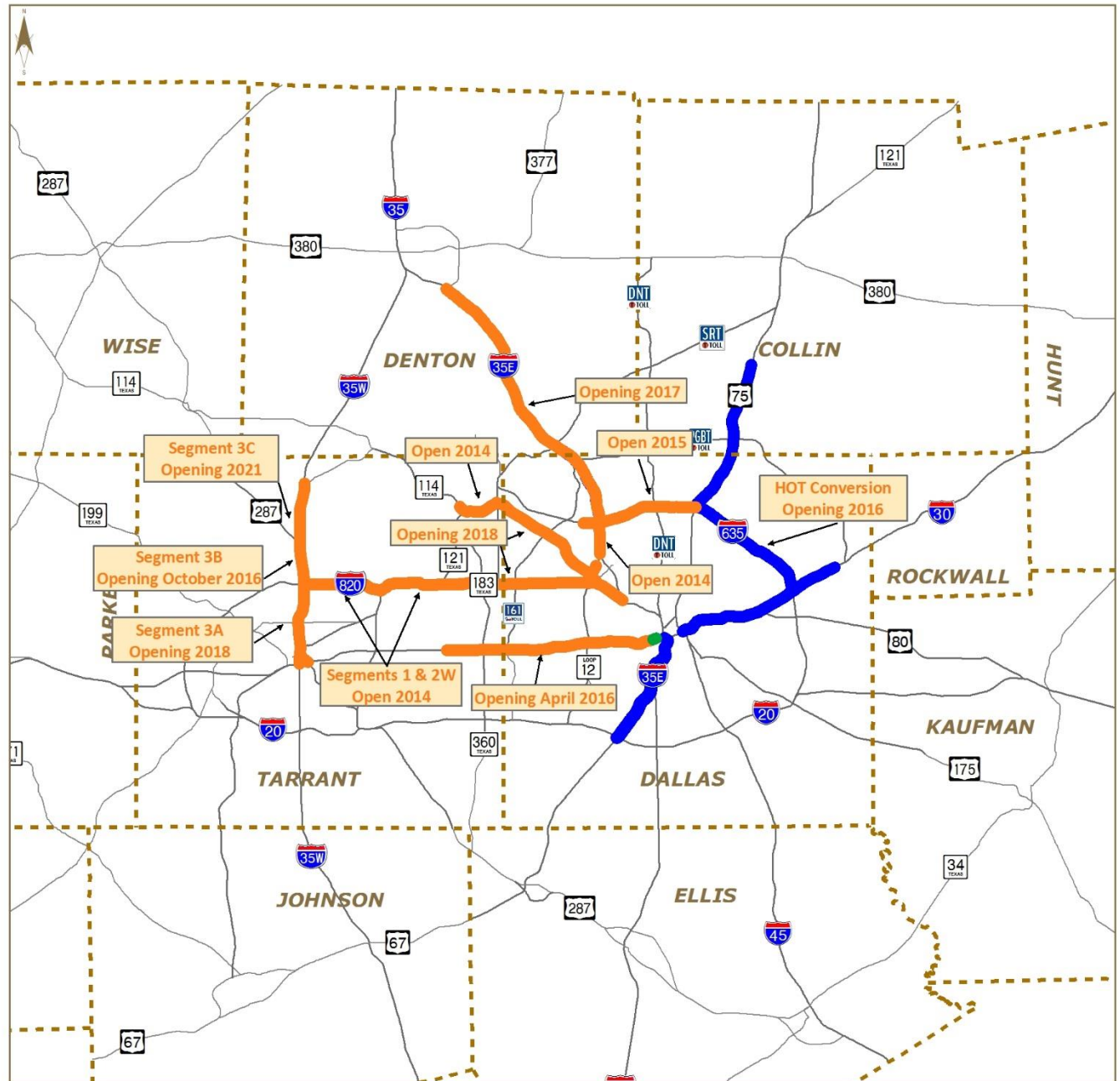
Current Express/HOV + New Managed Lanes

-  Current Express/HOV Lanes
-  New TEXpress Managed Lanes
-  Transitional High - Occupancy Vehicle Lane
-  Major Roadways

Fort Worth CBD



Dallas CBD



TOLL MANAGED LANE DATA MONITORING

Cumulative December 2013 – December 2015

How much HOV 2+ Subsidy has the RTC been responsible for?

\$380,110 as of December 2015

How much of the Vanpool Toll reimbursement has the RTC been responsible for?

\$717.58 from October 2014 - October 2015

How long can the RTC keep the HOV policy at 2+?

For now, it remains 2+ and it will continue to be monitored quarterly

Have there been any additional NTTA customer service needs?

No, minimal impact

Have the speeds on the Toll Managed Lane facilities dropped below 35 mph?

No

TOLL MANAGED LANE DATA MONITORING

Cumulative December 2013 – October 2015

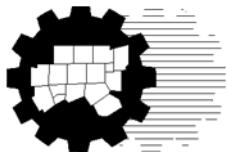
LBJ EXPRESS	HOV 2+ Subsidy Costs	NTTA Customer Service (Additional Needs)	Project Performance Events (Speeds < 35 mph)
North Tarrant Express <i>SH 183/121 from IH 35W to SH 121</i>	\$263,833	Negligible	0
LBJ Express <ul style="list-style-type: none"> • <i>IH 635 from Preston Road to Greenville Avenue</i> • <i>IH 35E from Loop 12 to IH 635</i> 	\$116,277	Negligible	0
DFW Connector <i>SH 114 from Kimball Avenue to Freeport Parkway</i>	N/A	Negligible	0

Requested Action

Staff is requesting the amendment of the RTC managed lane policy to extend the “on or before” date of implementing the HOV 3+ requirement for the peak period discount to June 1, 2018, pending future subsidy expenditure levels. Staff will continue quarterly reports to the RTC.

8. High-occupancy vehicles with three or more occupants will receive a 50 percent discount during the peak period*. This discount will phase out after the air quality attainment maintenance period. Eligible HOVs must pre-register as part of the HOV pre-declaration process. RTC-sponsored public vanpools are permitted to add peak-period tolls as eligible expenses. Therefore, the Comprehensive Development Agreement firm will be responsible for the high-occupancy vehicle discount and the Regional Transportation Council will be responsible for the vanpool discount. Managed Lane occupancy requirements of 3+ may begin on or before June 1, ~~2016~~ 2018, resulting in the initial implementation of the existing HOV 2+ policy. HOV 3+ will be implemented when necessary due to operational constraints.

DFW CONNECTOR PILOT PROGRAM



North Central Texas
Council of Governments
Transportation Department

Regional Transportation Council

March 10, 2016

Ken Kirkpatrick, Counsel for Transportation

PURPOSE

Pilot Initiated at RTC Suggestion to TxDOT

Test Ability to Cover Collection Risk for Pay-by-Mail Users

Periodically Increase Pay-by-Mail Surcharge (at 90, 180 days)

Market-Driven Approach to Increase Toll Tag Usage

Potential to Apply Lessons Learned to IH 35W Corridor (TxDOT has Collection Risk)

OBSERVATIONS

**Overall Traffic is Increasing
(Toll Tag and Pay-by-Mail Transactions)**

Pay-by-Mail Surcharge is at 90%

**Transaction Split has Levelled out at ~70%/30%
(Toll Tag - 70%; Pay-by-Mail - 30%)**

NTE: ~65%/35%

LBJ: ~65%/35%

NTTA System: ~80%/20%

Next Steps: Marketing Efforts

Determine Market Segments for the 30%
(e.g., regular, intermittent, non-payers, other)

Design Outreach for Each Market Segment

Potential to Develop Incentives by Market Segment

Potential to Address Environmental Justice

Coordinate Efforts with NTTA, TxDOT, and Private Sector

PROJECT MILESTONE POLICY IMPLEMENTATION

Regional Transportation Council

March 10, 2016

BACKGROUND

In June 2015, the Regional Transportation Council (RTC) approved the Project Milestone Policy.

Projects funded ten (10) or more years ago in which construction has not started are affected.

In November 2015, agencies submitted responses regarding the status of projects for review.

BACKGROUND—cont'd

Agencies could justify keeping projects by:

- Providing a realistic, achievable schedule
 - Schedule must receive NCTCOG & TxDOT concurrence
- Providing documentation of policy board support
 - If projects were advancing imminently or had policy board approval within the last six months, new action was not needed (just submit latest approval documentation).
 - If policy support documentation was greater than six months old, new action was requested.
- Documenting the availability of local matching funds

INTENDED OUTCOMES

Increase the amount of available funds for priority, “ready-to-go” projects

Provide a realistic assessment of project status for decision-making

Balance project construction schedule capacity with the current financial constraints

FUNDING BY SELECTION AUTHORITY AND MILESTONE STATUS

Funding Type	In \$ Millions					Total
	Possibly Proposed to Cancel	Under Construction or Recently Let (Confirm Funding)	Possibly Confirm Funding (Policy Discussion Needed)			
			Delayed to FY 2016	Delayed to FY 2017	Delayed to FY 2018+	
RTC-Selected Funding Categories*	.56	50.44	119.88	35.06	44.21	250.15
Non-RTC-Selected Funding Categories**	2.02	16.97	21.22	21.53	19.28	81.02
Total	2.58	67.41	141.10	56.59	63.49	331.17

* Congestion Mitigation Air Quality Improvement Program, Surface Transportation Program-Metropolitan Mobility, Regional Toll Revenue, etc.

** TxDOT Engineering Funds, TxDOT Right-of-Way Funds, Local Funds, etc.

NEXT STEPS

Continue to review project schedules prior to final recommendation next month and follow up with agencies

Bring the proposed actions to the Council as part of the 2017-2020 TIP development action item in April 2016

QUESTIONS/COMMENTS?

Christie Gotti

Senior Program Manager

Ph: 817/608-2338

cgotti@nctcog.org

Adam Beckom, AICP

Principal Transportation Planner

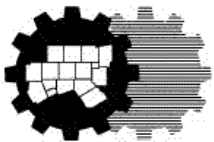
Ph: 817/608-2344

abeckom@nctcog.org

Try Parking It Website Relaunch and Employer Trip Reduction Program

Regional Transportation Council
March 10, 2016

Natalie Bettger



North Central Texas
Council of Governments



Rideshare. Record. Reward.

Try Parking It Overview

- **Initially Launched in 2006 as a Commuter Tracking System Only**
 - **Website Created Specifically for NCTCOG**
 - **Website Managed and Updated by NCTCOG Staff**
- **Updated in 2010 Adding a Ride-Matching Component**
- **Saved Over 5 Million Miles by March 2013**
- **Relaunched in December 2015 with New Logo**



Out with the Old.....In with the New!

try parking it

 **NCTCOG**
North Central Texas Council of Governments

[About](#) [Commuters](#) [Rewards](#) [Find Commute Options](#) [Log My Commute](#) [Vanpools](#) [Employers](#) [Newsletters](#)



Rideshare. Record. Reward.

LOG IN OR REGISTER TODAY

Try Parking It is a ride-match and trip-logging program available for commuters in North Central Texas. You can locate carpool and vanpool matches, along with transit, biking, and walking buddy matches. Your active participation will not only aid in improving our air quality and decreasing traffic congestion, but it will allow you to earn points to use towards rewards. The more active you are, the more prizes you can redeem. Take a chance on an alternative trip, you won't be disappointed.

G.R.E.E.N. PARTNERS

Interested in having your company, brand, or service reach more people in North Texas?

[Learn More Here >>](#)

EMPLOYER PROGRAM

Decrease traffic/parking congestion, improve air quality, & reward your company and employees!

[Learn More Here >>](#)


Account Dashboard

try parking it

About Commuters Find Commute Options Log My Commute Vanpools Ent




Personal Information




Sonya Landrum

Trip Profiles



0 Visible 1 Private

Find My Commute Options



Origin
616 Six Flags Drive, Arlington, TX

SEARCH


February 2016 Monday, February 1

Su	Mo	Tu	We	Th	Fr	Sa
31	1	2	3	4	5	6
7	8	9	10	11	12	13
14	15	16	17	18	19	20
21	22	23	24	25	26	27
28	29	1	2	3	4	5

Telework (work from home)
Telework (work from home)


LOG A TRIP

Single Trip




0 Upcoming 0 Posted

Milestones



0 Reached 1 Available

February 2016



37 Trips \$47.99 Saved



Rideshare Matching and Commute Options

try parking it



About Commuters Find Commute Options Log My Commute Vanpools Employers Newsletters

My Commute Options

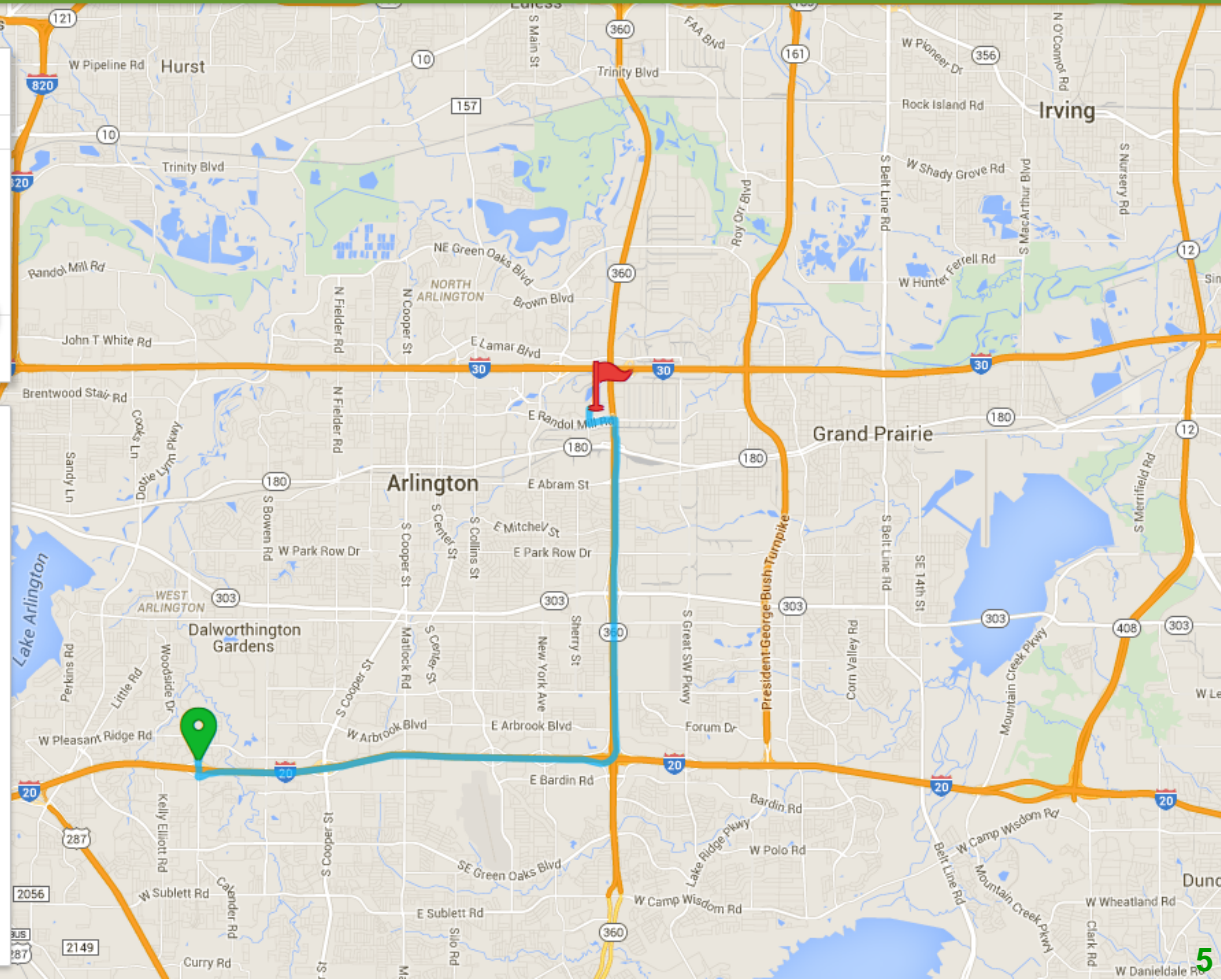
My Commute ↻ Recurring Trip

📍 Arlington Park-and-Ride - Park Springs - Arlington

🚩 616 Six Flags Drive, Arlington, TX

S M T W T F S EDIT 🔄 SAVE CHANGES

	4 Carpool Partners	15 min	12.2 mi	11.5 lbs CO ₂	0 Cal
	1 Cycling Partner	61 min	11.4 mi	0 lbs CO ₂	605 Cal
	0 Walking Partners	3.2 hr	9.6 mi	0 lbs CO ₂	1167 Cal
	0 Transit Partners	0 directions were found			
	12 Vanpool Routes	15 min	12.2 mi	11.5 lbs CO ₂	0 Cal
	0 Transit Routes	0 directions were found			



Commute Calendar

Commute Savings Report

Basic Stats

Detailed Stats

Instructions

Travel Breakdown

Travel Mode	Trips	Points (Earned)	Distance (Miles)	Fuel Saved (Gallons) *	GHG Saved (Lbs) *	GHG Produced (Lbs)	Calories Burned	Money Saved *	Money Spent
Day Off	1	0						\$0.00	\$0.00
Rail	2	2	31.73	1.48	29.18			\$7.52	\$0.00
Walking, jogging	4	4	19.7	.92	18.07		2,378	\$4.66	\$0.00
Carpool Passenger	3	3	34.53	.73	14.28	17.39		\$3.77	\$4.37
Bicycle, roller blade	3	3	17.61	.82	16.2		936	\$4.18	\$0.00
Out Of Region	2	0						\$0.00	\$0.00
Carpool Driver	2	2	22.84	.53	10.49	10.49		\$2.70	\$2.70
Brown Bag Lunch	4	4	20	.96	18.48			\$3.56	\$0.00
Drove alone (car or motorcycle)	8	0	91.36			83.92		\$0.00	\$21.60
Telework (work from home)	8	8	91.36	4.28	83.92			\$21.60	\$0.00

* Compared to mid-size vehicle

G.R.E.E.N. Rewards Partners

What is a **G.R.E.E.N Rewards Partner**?

- GIVE** Give a certain amount of rewards monthly or quarterly for active users to win on the Try Parking It website. Rewards may include giveaways, discounts, a large contest prize, etc.
- RECEIVE** Receive recognition on our website, in newsletters, social media, and more.
- EXPAND** Expand your customer demographic. You will reach a large amount of commuters by partnering with us, which can potentially result in new and lasting customers for your business.
- EFFECT** You are aiding in improving air quality and decreasing traffic congestion by joining our program. How? The rewards contributed by your business are motivating commuters to try alternative commutes, getting more vehicles off the road.
- NORTH TEXAS** We love our region, and we know you do too. Let's work together in bringing awareness to alternative commutes and the amazing companies in our region!

G.R.E.E.N. Rewards Partners



G.R.E.E.N. Rewards Partner Opportunities

Opportunities for Cities, Transit Agencies, and Transportation Agencies

- Provide Tickets to City Sponsored Events
- Provide Tickets to Events at City/County-Owned Facilities
- Provide Transit Passes/Packs (Day Passes, Monthly Passes, etc.)
- Provide Free/Discounted Airport Parking Passes



Employer Portals and Administrators

Employer Administrator for Registered Employers

Individual Employer Webpage

- Company Logo Highlighted
- Customizable Text Seen Only by Registered Employees
- Employer-Specific Challenges and Rewards
- Track Environmental and Financial Savings by Site
- Employer Administrator Reports

Transit Administrator: Management Functionality and Reports

Site Administrator: Site Configuration, Management Functionality, and Reports

Site Administrator Portal

Admin Portal

Reports ▾ Module Tools ▾ Site Configuration ▾ Return To User Site Sign Out



Users

694

Registered Users



Vanpools

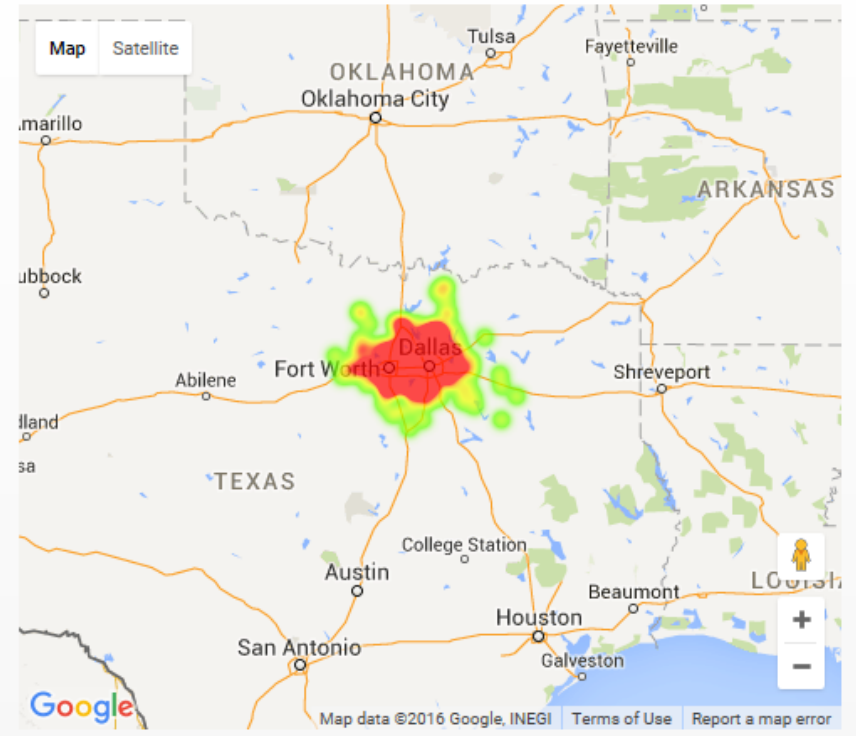
341

Total Vanpools



Fully Registered Users	694
Active / Looking For Matches	652
Active / Not Looking For Matches	40
Deactivated Users	2
Unconfirmed Users	9,532
Total Users	10,226

User Locations



**Regional
Employer Trip Reduction
(ETR)
Program Update**

Regional ETR Program

Program Goals:

- Educate Employers and Commuters about Congestion and Air Quality Benefits from Alternative Commute Strategies
- Offer Assistance in Starting or Managing Alternative Commute Programs
- Increase Number of Employee Transportation Coordinators (ETCs) in Our Region
- Increase Active Participation on www.TryParkingIt.com

Conduct Employer and Community Outreach:

- North Central Texas ETR Manual for Employers
- Breakroom Posters and Outreach/Educational Items

ETR Manual for Employers

Table of Contents

Introduction

- About NCTCOG
 - Travel Demand Management
 - Employer Trip Reduction Program
- Alternative Commute Modes
 - Carpool and Vanpool
 - Transit
 - Biking and Walking
 - Telecommuting, Compressed Work-Weeks, and Flexible Schedules
- Try Parking It
- DFW Connect-A-Ride
- Helpful Suggestions
 - Brown Bag Lunches
 - Emergency Ride Home
- Marketing, Incentives, and Rewards for Your Company
 - Marketing
 - Incentives/Rewards
 - Tax Benefits
- Cleaner Vehicle Options
 - Drive Green for Business
 - Workplace Charging and Electric Vehicles
 - The North Texas Green Parking Program

Contacts and Resources

NORTH CENTRAL TEXAS EMPLOYER TRIP REDUCTION

Contacts and Resources

Please contact NCTCOG staff about your company's upcoming events, to schedule a lunch time booth or presentation, to receive marketing materials, and more. We also ask that you consider establishing an Employee Transportation Coordinator (ETC) that we may contact regarding alternative commute efforts. Also, feel free to contact your local transit agencies for more information on bus routes, trains, and the vanpool program. Please visit our program websites at the links provided below.

NCTCOG Travel Demand Management and Employer Trip Reduction:

TDM Program
TDM@nctcog.org / 817-695-9245
www.nctcog.org/TDM

Try Parking It
www.tryparkingit.com

Additional NCTCOG Program Websites:

Air North Texas
www.airnorthtexas.org

Biking and Walking
www.nctcog.org/bikeped

DFW Clean Cities
www.dfwcleancities.org

DFW Connect-A-Ride
www.DFWConnectARide.com

Transit Agencies (Transit, Rail, and Vanpool):

Dallas Area Rapid Transit (DART)
DARTVanpool@dart.org / 214-747-7433
www.dart.org

Denton County Transportation Authority (DCTA)
info@dcta.net / 972-221-4600
www.dcta.net

Fort Worth Transportation Authority (The T)
tweb@the-t.com / 817-336-7433
www.the-t.com

Regional ETR Program Services

NCTCOG Travel Demand Management Staff Available for:

- Employer-Specific ETR Program Development
- Information on Alternative Commute Options
- Program Support for City Staff/Employer Communications
- Employee Info Sessions
- Try Parking It Marketing Material
- Try Parking It Website Assistance
- Employer Transportation Coordinator Assistance and Training
- Outreach Event Participation

Travel Demand Management Program Contacts

Sonya Jackson Landrum
Principal Transportation Planner

slandrum@nctcog.org

817-695-9273

Natalie Bettger
Senior Program Manager

nbettger@nctcog.org

817-695-9240



Rideshare. Record. Reward.