

# Dallas-Fort Worth-Arlington, Lewisville-Denton and McKinney Transportation Management Area

## Regional Transportation Council January 11, 2018

---

RONISHA HODGE, FTA-6  
COMMUNITY PLANNER

BARBARA C. MALEY, AICP, FHWA-TX  
AIR QUALITY & TRANSP. PLANNING  
COORDINATOR

# Primary Activities

---

Site visit

Planning products

Public input

Report

# Checkpoints and Contacts

---

(Formal) Checkpoints / Planning Products

Unified Planning Work Program (UPWP)

Metropolitan Transportation Plan (MTP)

Statewide Transportation Improvement Program (STIP)

Air Quality Conformity Determinations (AQ)

(Less formal) Contacts

Meetings, WebEx, Conference calls, Emails, etc.

# Focus

---

Compliance with Federal regulations

Challenges

Successes

Experiences

# 2017 Review

---

## Summary statement

*Based on our 2017 review, FHWA/FTA determined the '3-C' metropolitan transportation planning process satisfies the provisions of 23 U.S.C. 134 and 49 U.S.C. 1607 and certified the DFW metropolitan transportation planning process*

# 2017 Review

---

Elected Official Input

Site visit

Public Comment Period

Certification Action

Certification Report

# Corrective Actions to Observations

---

In summary, there are

- No Corrective Actions that the MPO must take to comply with Federal regulations
- 10 Recommendations (that warrant attention and follow-up)
- 24 Commendations
- 2 Observations

# Recommendations (10)

---

Transportation Improvement Program

List of Obligated Projects

Freight (2)

Transportation Safety (6)



# Commendations (24)

---

MPO Structure and Agreements

Unified Planning Work Program

Metropolitan Transportation Plan

Transit Planning (2)

Transportation Improvement Program

Public Participation (2)

Civil Rights, Title VI, etc. (3)

# Commendations (cont'd)

---

Freight

Environmental Mitigation / Planning Environmental Linkage (2)

Transportation Safety

Nonmotorized Planning / Livability (4)

Travel Demand Forecasting

Air Quality Clean Air Act

Congestion Management Process / Management and Operations (3)

# Observations (2)

---

Consultation and Coordination

Travel Demand Forecasting

# Contacts

---

**Ronisha Hodge, FTA-6**

Community Planner

Planning and Program Development Section

Federal Transit Administration – Region 6

[Ronisha.Hodge@dot.gov](mailto:Ronisha.Hodge@dot.gov)

817.978.0576

**Barbara C. Maley, AICP**

Air Quality Specialist & Transp. Planning Coordinator

Planning and Program Development Section

Federal Highway Administration – Texas Division

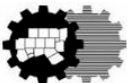
[Barbara.Maley@dot.gov](mailto:Barbara.Maley@dot.gov)

214.224.2175

# 2017-2018 CMAQ/STBG\* FUNDING: FEDERAL/LOCAL FUNDING EXCHANGES

Regional Transportation Council  
January 11, 2018

\* Congestion Mitigation and Air Quality Improvement Program/  
Surface Transportation Block Grant



North Central Texas  
Council of Governments  
Transportation Department

# CMAQ/STBG FUNDING PROGRAMS

## STATUS

## PROGRAM



### Federal/Local Funding Exchanges



Automated Vehicle Program (May bring back a Round 2 effort)



Strategic Partnerships (May bring back a Round 2 effort)



Planning and Other Studies



### 10-Year Plan/Proposition 1 Adjustments



Sustainable Development Phase 4: Turnback Program, Context Sensitive, Transit Oriented Development (TOD) Projects



Transit Program



Assessment Policy Programs/Projects



Local Bond Program Partnerships



Safety, Innovative Construction, and Emergency Projects



Management and Operations (M&O), NCTCOG-Implemented, and Regional/Air Quality Programs

 = Project Selection Completed

 = Pending STTC/Regional Transportation Council (RTC) Approval

 = Program Partially Completed

# CMAQ/STBG FUNDING PROGRAM: FEDERAL/LOCAL FUNDING EXCHANGES

Description/ Purpose	To increase regional revenues through the exchange of federal funds and local funding. This effort establishes Phase 3 of the RTC/Local program.
Current Requests	<ul style="list-style-type: none"><li>• DART TRIP Program (Done)</li><li>• Glade Road/DFW Airport</li><li>• TRE Local Swap</li><li>• Kaufman County/City of Terrell</li></ul>
Next Steps	<p>DART TRIP Partnership approval received by RTC in March 2017; Need to execute agreement between DART and NCTCOG/RTC.</p> <p>Finalize details on other partnerships &amp; bring back to committees for action.</p>

# PROJECT EVALUATION

- Proposed projects were evaluated based upon:
  - RTC goals met by the projects:
    - Increase capacity of the transportation system
    - Improve safety
    - Reduce emissions
    - Add modes (i.e., multi-modal)
  - Return on investment
    - Amount of local funds to be collected over time
    - Timeframe in which local funds are received



# SUMMARY OF PROPOSED FUNDING EXCHANGES<sup>1</sup>

**DRAFT**

PROJECT	PARTNER(S)	PROPOSED FEDERAL FUNDING	PROPOSED LOCAL FUNDING
Glade Road	DFW Airport	\$5,088,837 <sup>2,3</sup>	\$5,088,837
TRE Local Swap	Cities of Arlington, Bedford, Euless, Grand Prairie, Haltom City, & Hurst; DART & FWTA	\$3,400,000 <sup>4</sup>	\$1,680,975 <sup>5,6</sup>
FM 148	City of Terrell	\$8,600,000	\$6,674,160 <sup>7</sup>
Broadway Avenue	City of Haltom City	\$5,975,212 <sup>2</sup>	\$5,975,212 <sup>8</sup>
	<b>Total</b>	<b>\$23,064,049</b>	<b>\$19,419,184</b>

- 1: Funds will not be added to the Transportation Improvement Program (TIP) until an agreement is executed with the partner(s).
- 2: Staff is proposing to use Transportation Development Credits (TDC) in lieu of a local match to maximize the amount of local funds collected.
- 3: Funds would be paid back in two installments. The first payment will occur once the Notice to Proceed (NTP) for construction is issued. The second payment will be made once construction is completed. The partnership is contingent upon approval by the DFW Airport Board, which is scheduled for January 4.
- 4: Federal funds would be given to DART & Fort Worth Transportation Authority (FWTA) for improvements to the TRE.
- 5: Partners each pay a portion of this amount determined by a survey conducted by NCTCOG.
- 6: Funding amount is the total to be paid over 3 years (\$560,325 annually).
- 7: Funds would be paid back to the RTC over a period of 15 years through Terrell's Pass Through Finance agreement with TxDOT.
- 8: Funds would be paid back to the RTC over a period of 10 years.

# TIMELINE

MEETING/TASK	DATE
STTC Information	October 27, 2017
RTC Information	November 9, 2017
Public Meetings	November 2017
STTC Action	December 8, 2017
<b>RTC Action</b>	<b>January 11, 2018</b>
Executive Board – Action to receive and manage local funds	January 25, 2018

# ACTION REQUESTED

- RTC approval of:
  - The proposed list of funding exchanges and projects to fund through the 2017-2018 CMAQ/STBG: Federal/Local Funding Exchanges Program (Reference Item 5.1)
  - Administratively amending the 2017-2020 Transportation Improvement Program (TIP)/Statewide Transportation Improvement Program (STIP) and other planning/administrative documents to incorporate these changes.

# QUESTIONS?

**Adam Beckom, AICP**

Principal Transportation Planner

817-608-2344

[abeckom@nctcog.org](mailto:abeckom@nctcog.org)

**Christie J. Gotti**

Senior Program Manager

817-608-2338

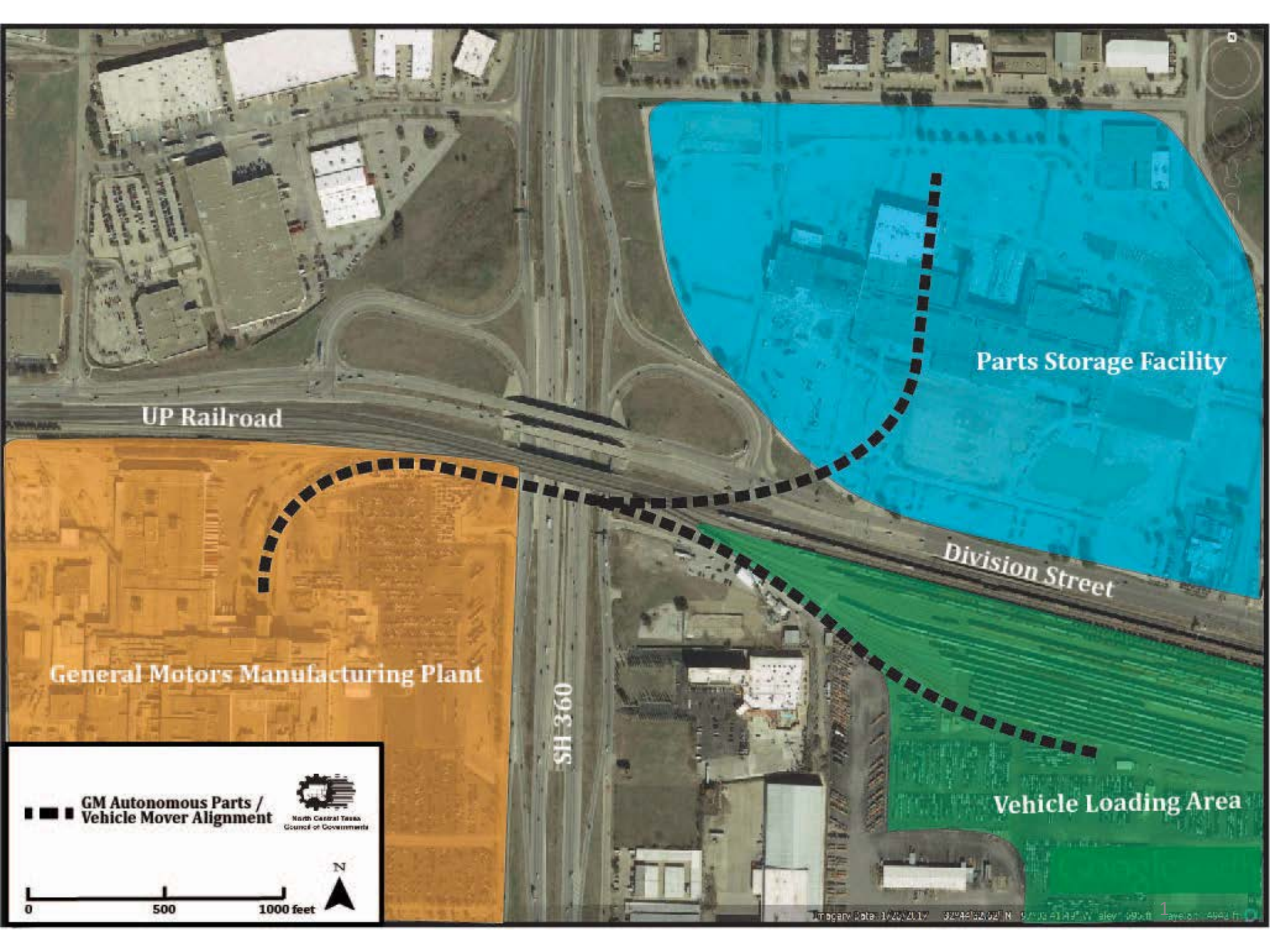
[cgotti@nctcog.org](mailto:cgotti@nctcog.org)

**Brian Dell**

Transportation Planner II

817-704-5694

[bdell@nctcog.org](mailto:bdell@nctcog.org)



UP Railroad

Parts Storage Facility

Division Street

General Motors Manufacturing Plant


SH 360


Vehicle Loading Area

GM Autonomous Parts / Vehicle Mover Alignment



North Central Texas Council of Governments





Conceptual Drawing

General Motors  
Freight Mover System  
Bridge Over SH 360  
(View is Looking North)



# EARLY SUCCESSES IN IMPLEMENTING THE COLLIN COUNTY ACTION PLAN

---

**Regional Transportation Council**

**January 11, 2018**

**Michael Morris, P.E.  
Director of Transportation**



**Corridor 1 (Near Term):**

**US 75**

- Widening in Allen
- Ridgeview Drive Interchange
- PGBT Interchange Ramp Improvement
- Technology Lane

**Corridor 2 (Near Term):**

**Collin County Outer Loop**

- Staged construction of frontage roads

**Corridor 3 (Near Term):**

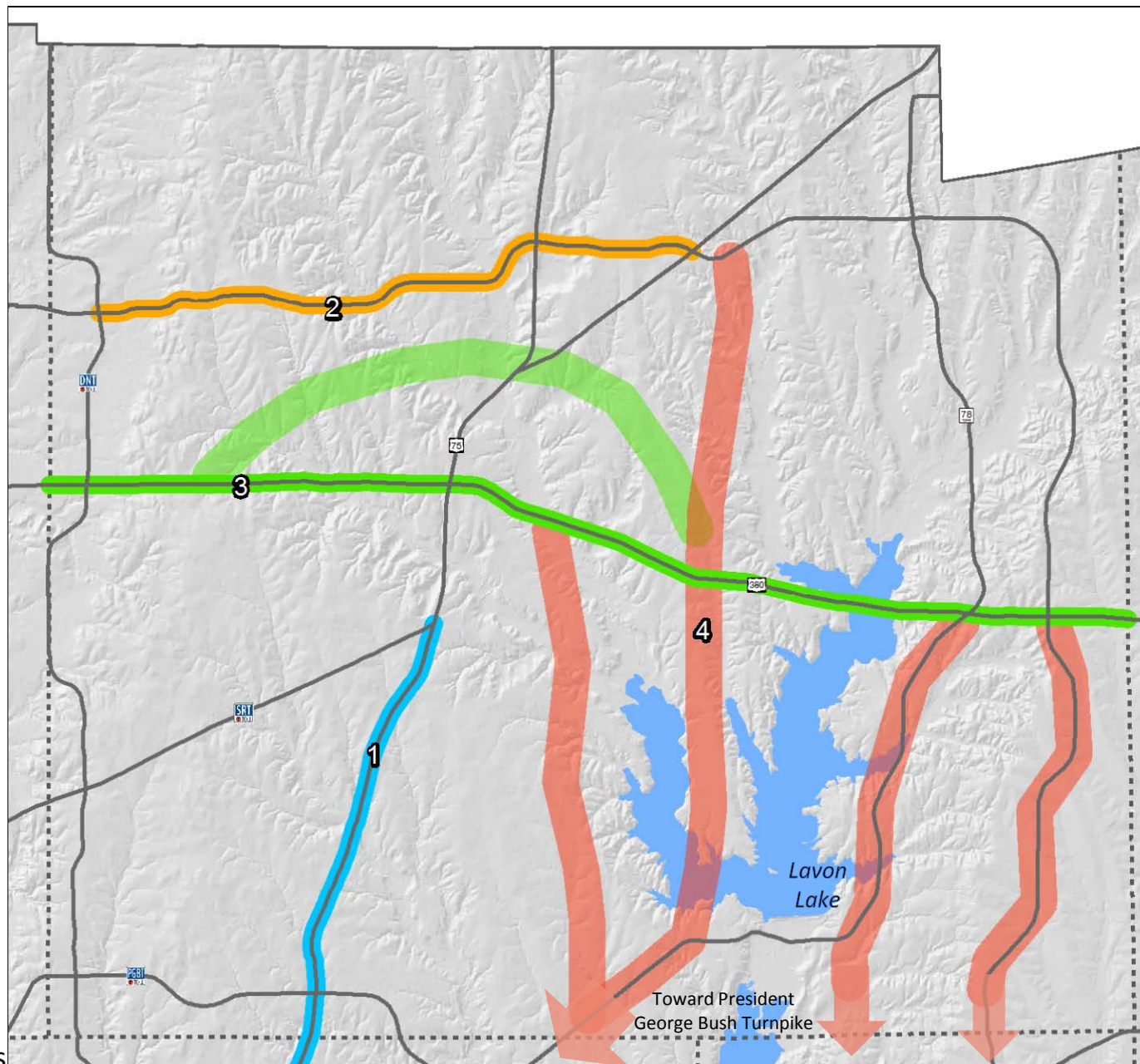
**US 380**

- Countywide Study
- McKinney Bypass

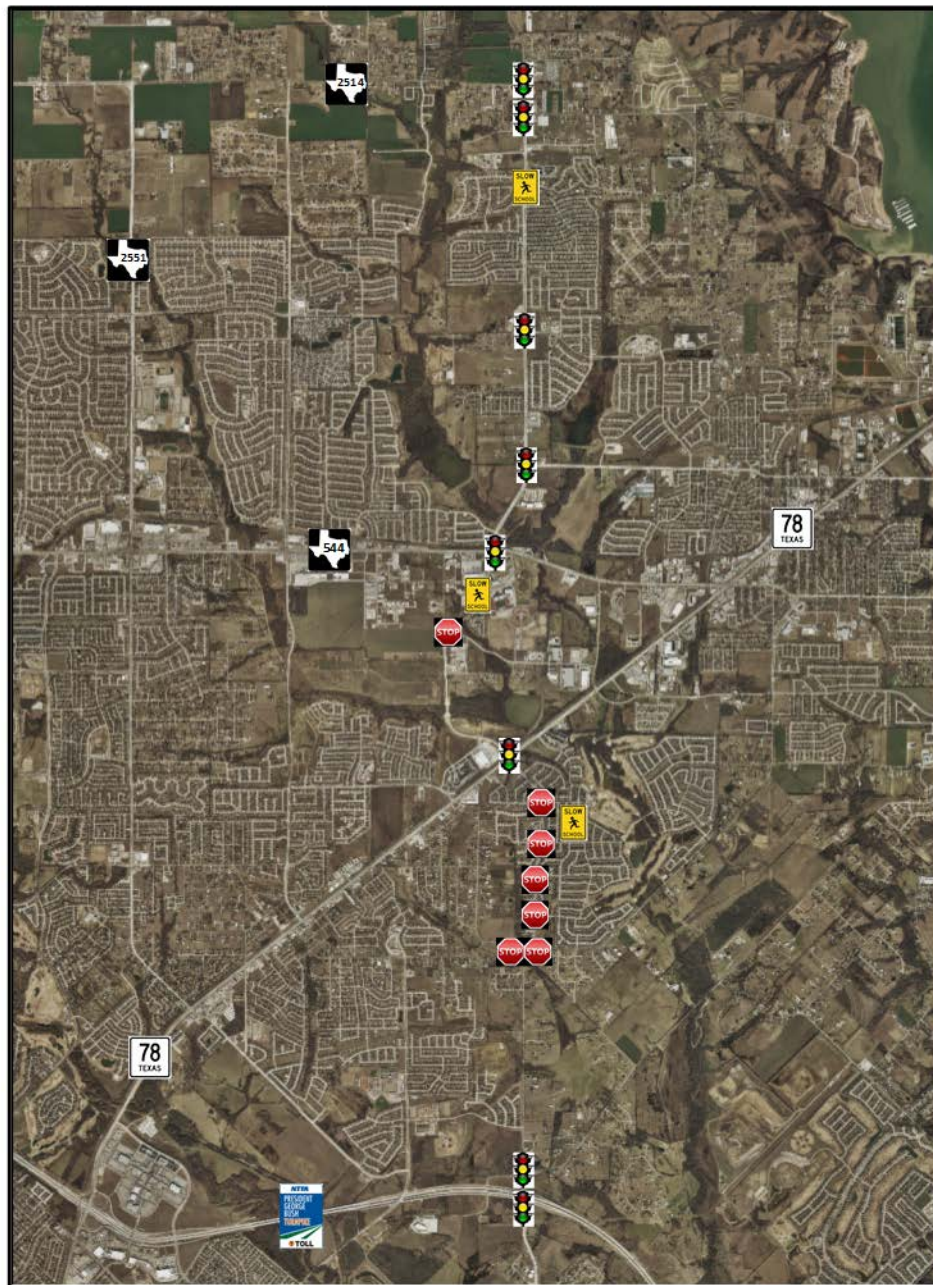
**Corridor 4 (Longer Term):**

**Collin County Strategic Transportation Initiative**

- Study of non-tolled north/south roadway needs and opportunities







**Collin County Strategic Roadway Plan – West Corridor**

Country Club Road/Woodbridge Parkway/Merritt Road – Parker Road to PGBT  
 Current Location/Type of Traffic Control Devices

---

# “BIG PROJECTS”

IH 635 EAST UPDATE,  
IH 35W 3C UPDATE, AND  
COMMUNICATION PROGRAM WITH THE  
TEXAS LEGISLATURE

Michael Morris, P.E.  
Director of Transportation

Regional Transportation Council  
January 11, 2018





IH 35W 3C:

US 287 TO EAGLE PARKWAY

\$5 Million Partnership Match with \$5 Million  
from TxDOT

# RTC MEMBERS ATTEND TEXAS TRANSPORTATION COMMISSION MEETING ON JANUARY 25, 2018, AT 9:00 AM

Letter to Lieutenant Governor ✓

Letter to Legislative Delegation ✓

Letter to Texas Transportation Commission ✓

Conversations with Senators

Tolled Managed Lane Workshop Held in Washington, DC on  
January 7, 2018

Newspaper Editorials ✓

Results of Mr. Charles Emery's Traffic Simulation Suggestion ✓

Results of Congestion Data in Other Texas Cities ✓

IH 35W 3C and IH 635 Phase 3 (January 25, 2018, Commission  
Meeting)

**Computer Simulation: Removal of Toll Facilities  
(Average Weekday in 2040)**

Performance Measure	Model Run		Change
	Mobility 2040	w/out Tolled Facilities	
Vehicle-Hours of Travel	9,734,528	17,451,493	79%
Average Speed (mph)	32.8	18.5	-44%
Vehicle-Hours Spent In Delay	3,587,038	10,979,607	206%
Annual Cost of Congestion	\$25,290,125,725	\$77,410,839,304	206%

Source: NCTCOG, January 2018

# 2040 Levels of Congestion/Delay

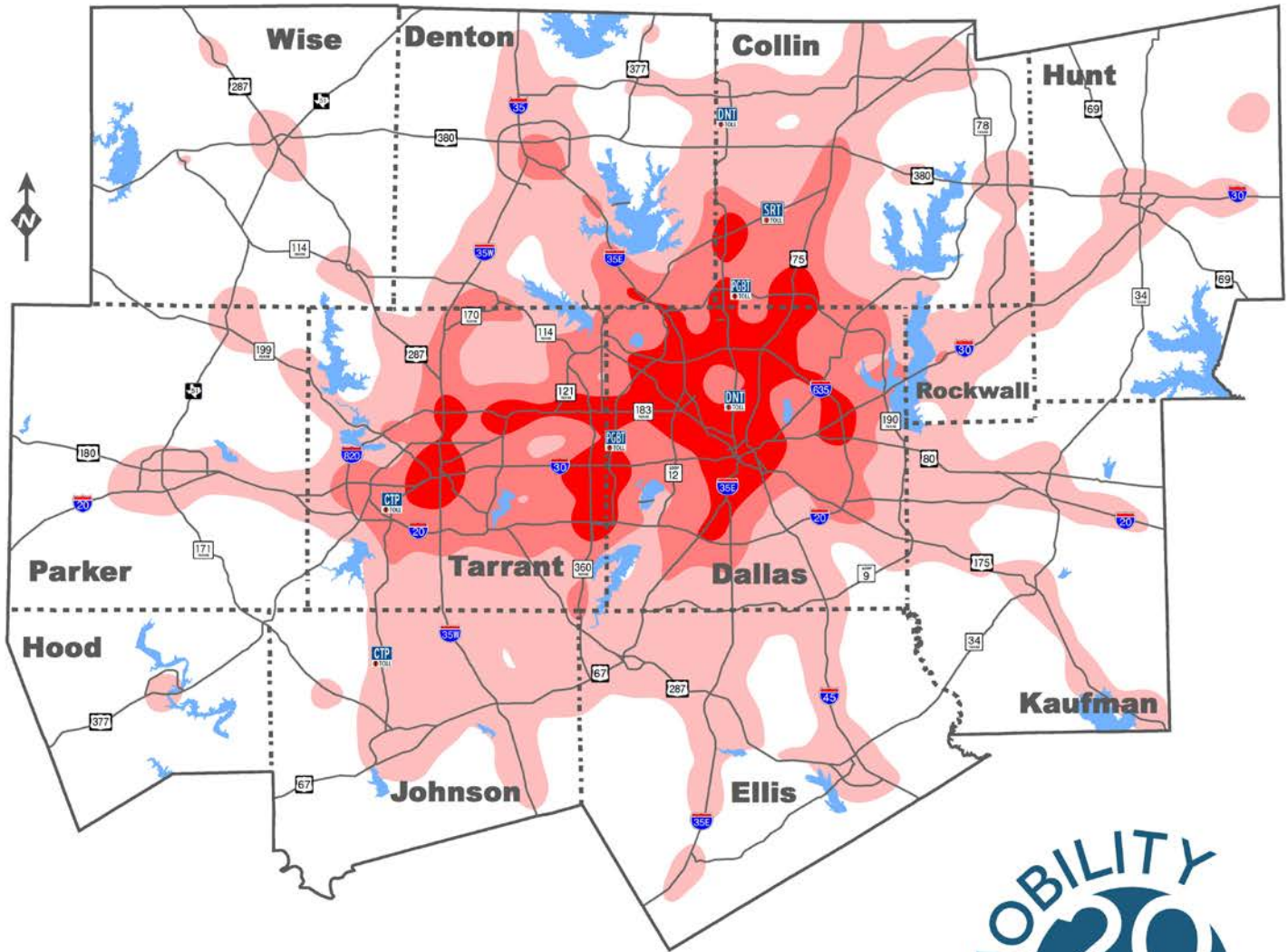
## Congestion Index\*

-  No Congestion
-  Light Congestion
-  Moderate Congestion
-  Severe Congestion
-  Major Roads

Dallas CBD



Fort Worth CBD



Cost of Congestion/Delay: \$25.3 billion

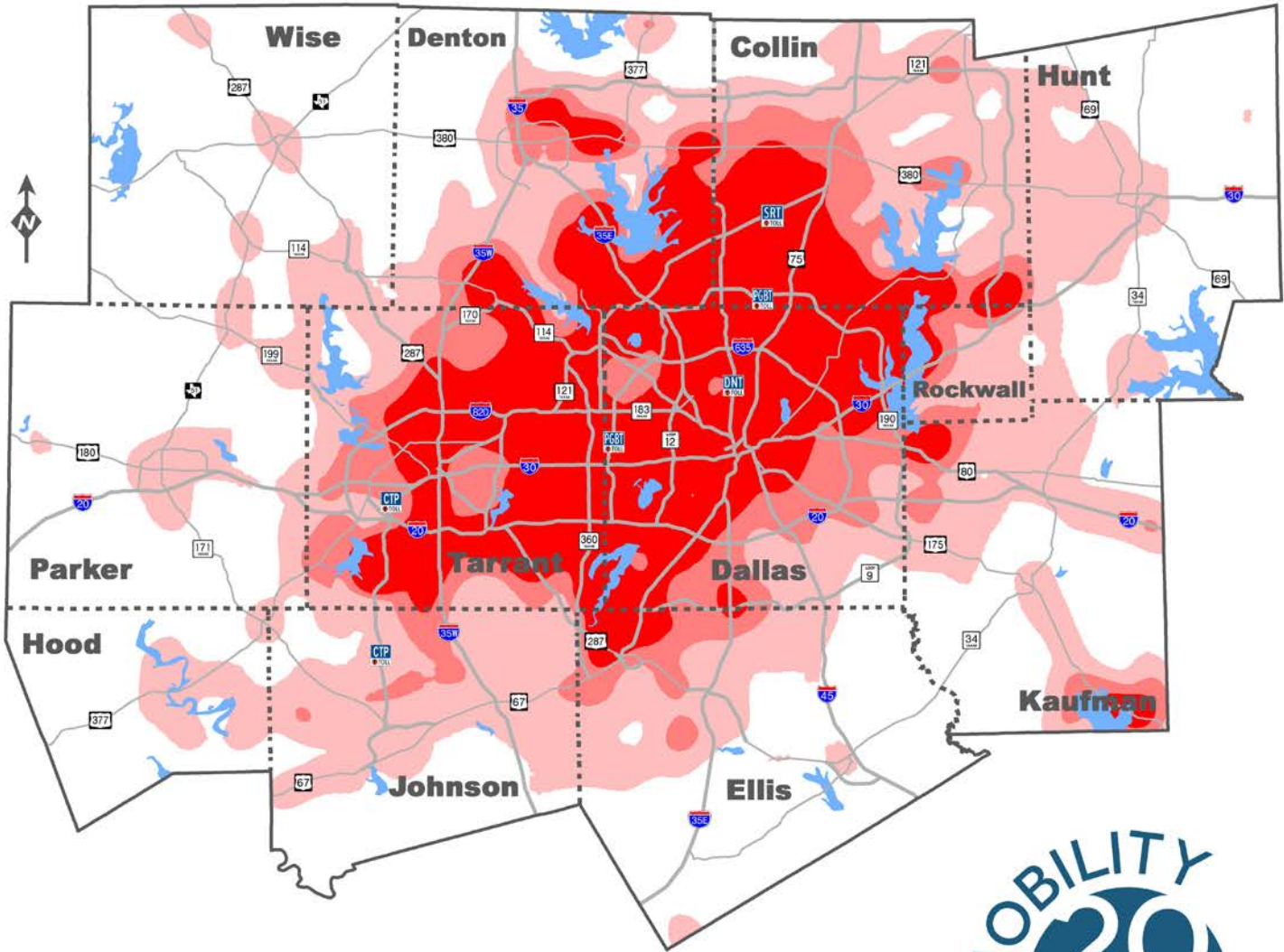
\*Congestion Index is based on a percent increase in travel time.



North Central Texas  
Council of Governments

# 2040 Levels of Congestion/Delay No Tolled Facilities

## Congestion Index



Dallas CBD



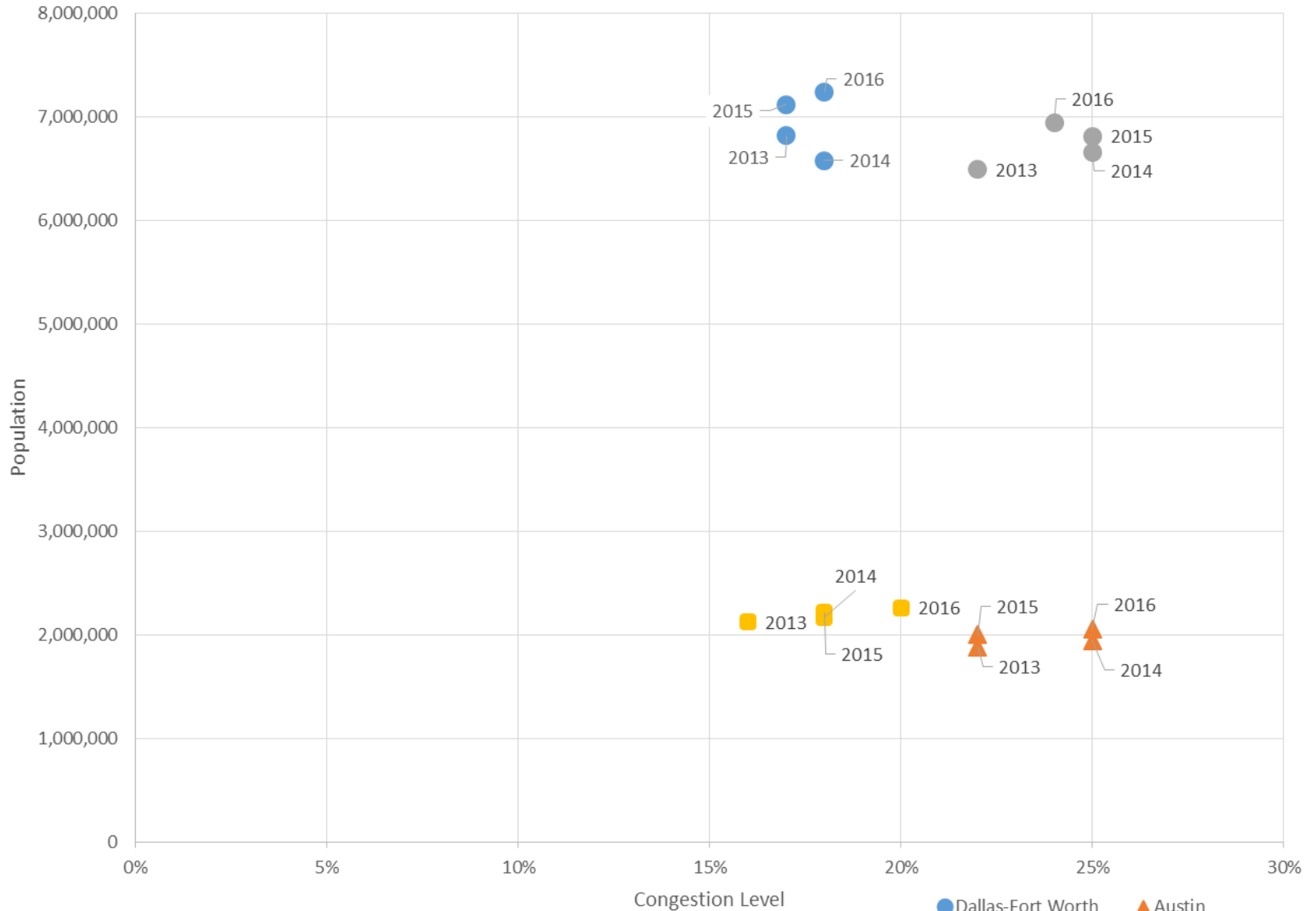
Fort Worth CBD



Cost of Congestion/Delay: \$77.4 billion

Congestion Index is based on a percent increase in travel time.

# Dallas-Fort Worth, Austin, Houston, and San Antonio Comparison of Congestion Levels and Population



Sources: TomTom Traffic Index 2013, 2014, 2015 and 2016 Data;  
North Central Texas Council of Governments

● Dallas-Fort Worth    ▲ Austin  
● Houston    ■ San Antonio



# Mobility 2045 Update

Regional Transportation Council

January 11, 2018



# Mobility 2045 Goals

---

Mobility

Quality of Life

System Sustainability

Implementation



# Proposed Policy Additions

---

## Freight

Encourage Regional Railroads to Participate in Regional Planning

## Technology

Support Open Data Best Practices

Support Automated Vehicle Deployment

Encourage Multi-Occupant Ride Sharing

Support Transportation Communications Network Development



# Proposed Policy Additions

---

## General

Support Ability to Modify Mobility Plan for  
Emergency Operational Improvements

Technology Lanes

Access Ramps

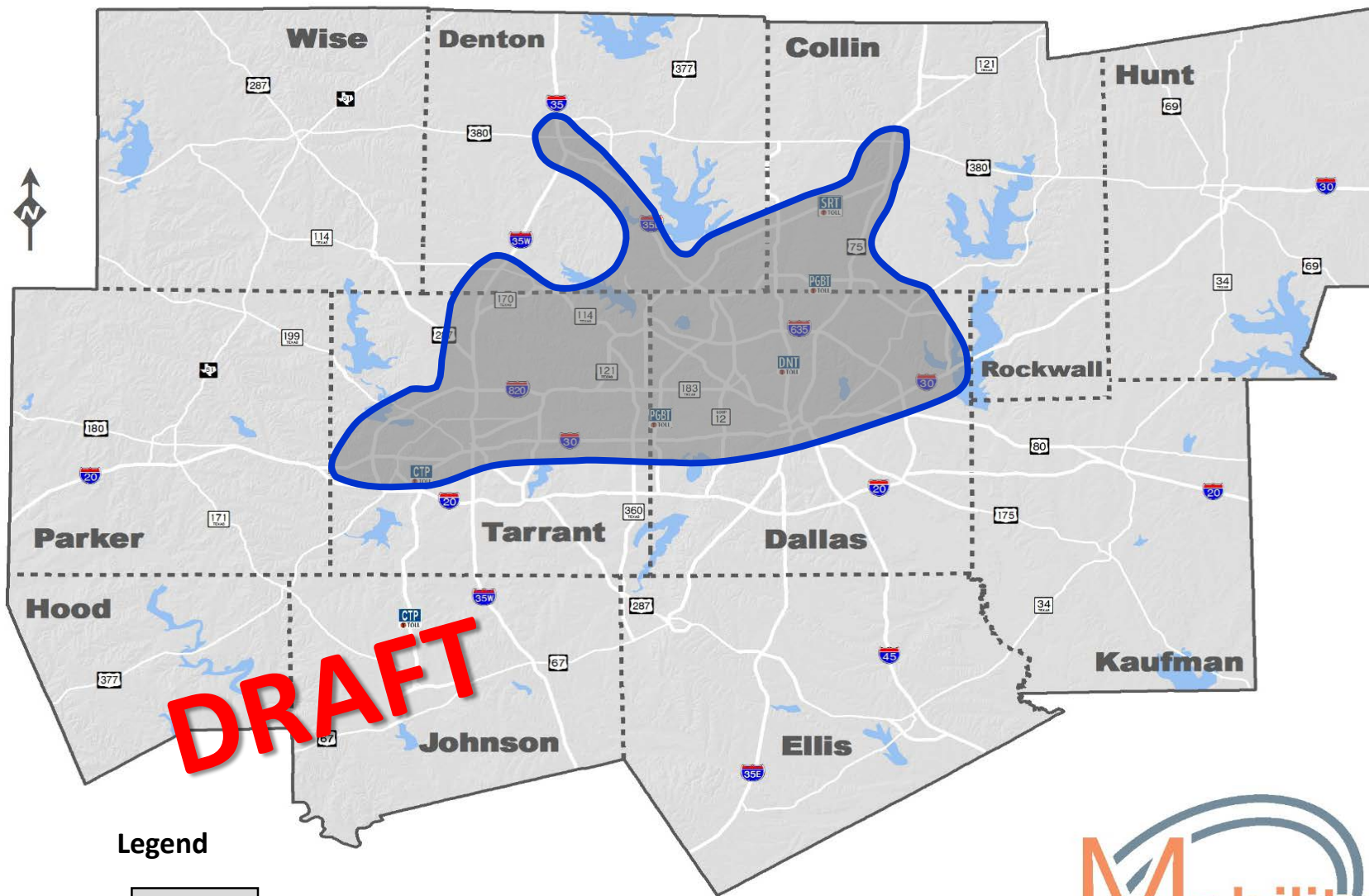
Auxiliary Lanes

## Managed Toll Lanes

Support Implementation within a Tolled  
Managed Lane Policy Area



# Proposed Tolled Managed Lane Policy Area



**DRAFT**

## Legend



MPA Boundary



Proposed Tolled Managed Lane Policy Area



# Proposed Policy Revisions

---

## Cotton Belt

Updated to Reflect 2045 Horizon Year

## Asset Optimization

### Resiliency

Develop Strategies to Address Vulnerabilities

### Roadway Maintenance

Support Asset Management Policies



# Policy Update

---

## Policy Bundle

Transportation Development Credits

Workshop 9:00 am, January 26, NCTCOG

Project Submittal Deadline April 6



# Mobility 2040 Programs to Remain

---

## Air Quality

Communication

Demonstration

Enforcement

Partnerships and Collaborations

## Transportation System Management

Intersection Improvements

Traffic Signal Improvements

Bottleneck Improvements

Intelligent Transportation Systems





# Mobility 2040 Programs to Remain

---

## Transit

Employer Trip Reduction

Regional Vanpool

Park-n-Ride Facilities

## Transportation System Safety

Freeway Incident Management

Regional Mobility Assistance Patrol

Safety Information System

Safety Education and Training



# Mobility 2045 Financial Plan

---

## Requirements

Plan Must be Financially Constrained

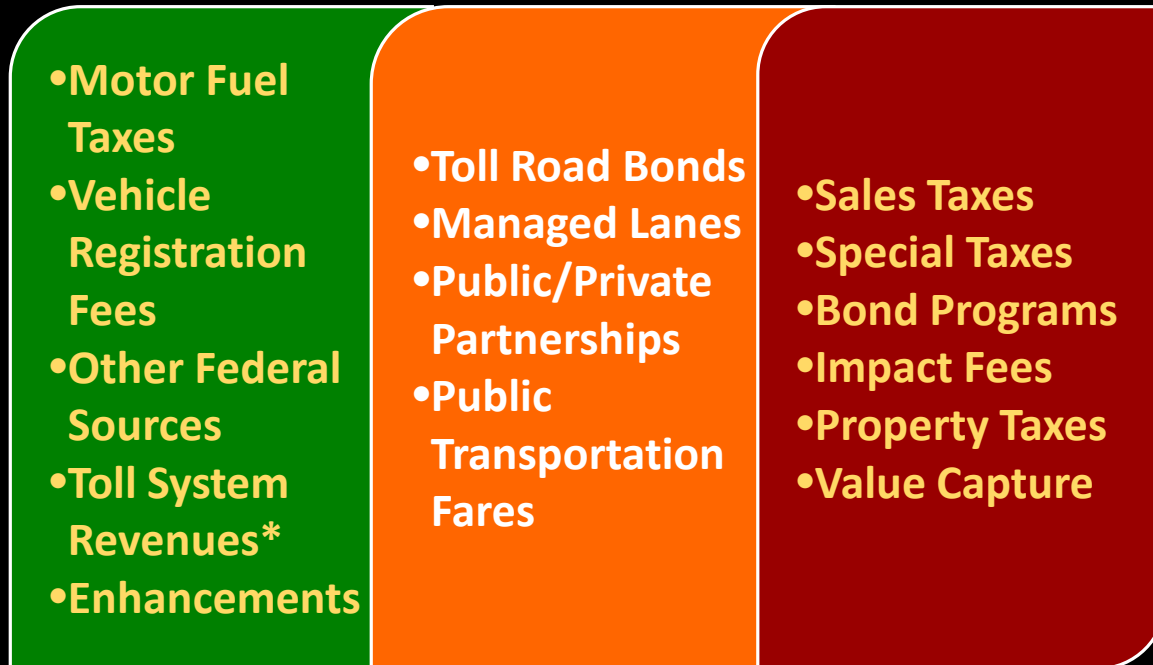
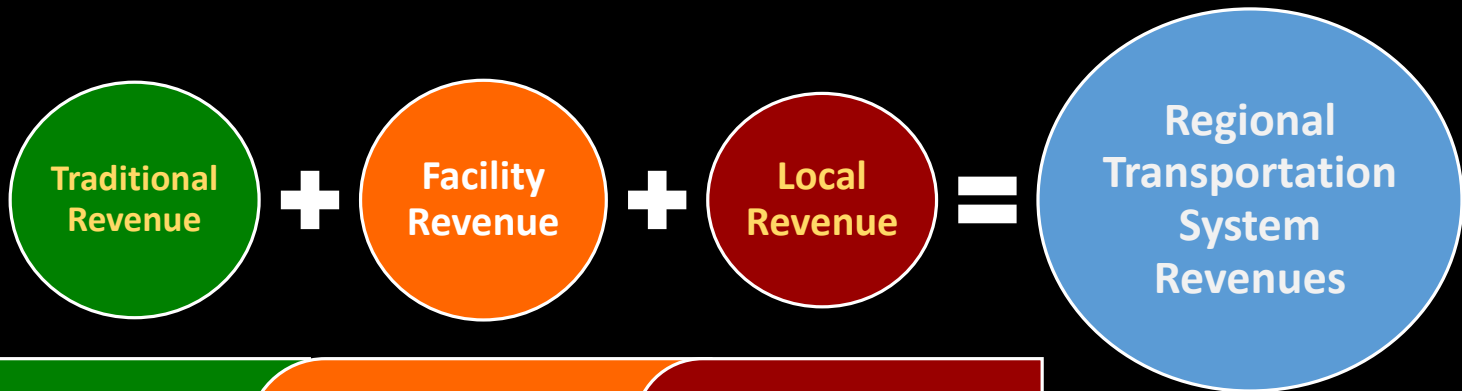
Use all “Reasonably Expected” Sources

Year of Expenditure Dollars

Balance Priorities with Available Revenues



# Transportation Funding Basics



\* Revenue from existing NTTA facilities after bonds are retired.



# Financial Planning Process

---

## Calculate Revenue

Traditional Federal and State  
Toll System and Innovation  
Transit Authorities  
Local  
Revenue Enhancements



# Financial Planning Process

**Calculate Revenue**

Traditional Federal and State  
Toll System and Innovation  
Transit Authorities  
Local  
Revenue Enhancements

**Compile Costs**

Roadway Capacity and Maintenance  
Congestion Management and  
Operations  
Transportation Programs  
Transit Capacity and Maintenance  
Non-Motorized Projects and Programs



# Financial Planning Process

## Calculate Revenue

Traditional Federal and State  
Toll System and Innovation  
Transit Authorities  
Local  
Revenue Enhancements

## Compile Costs

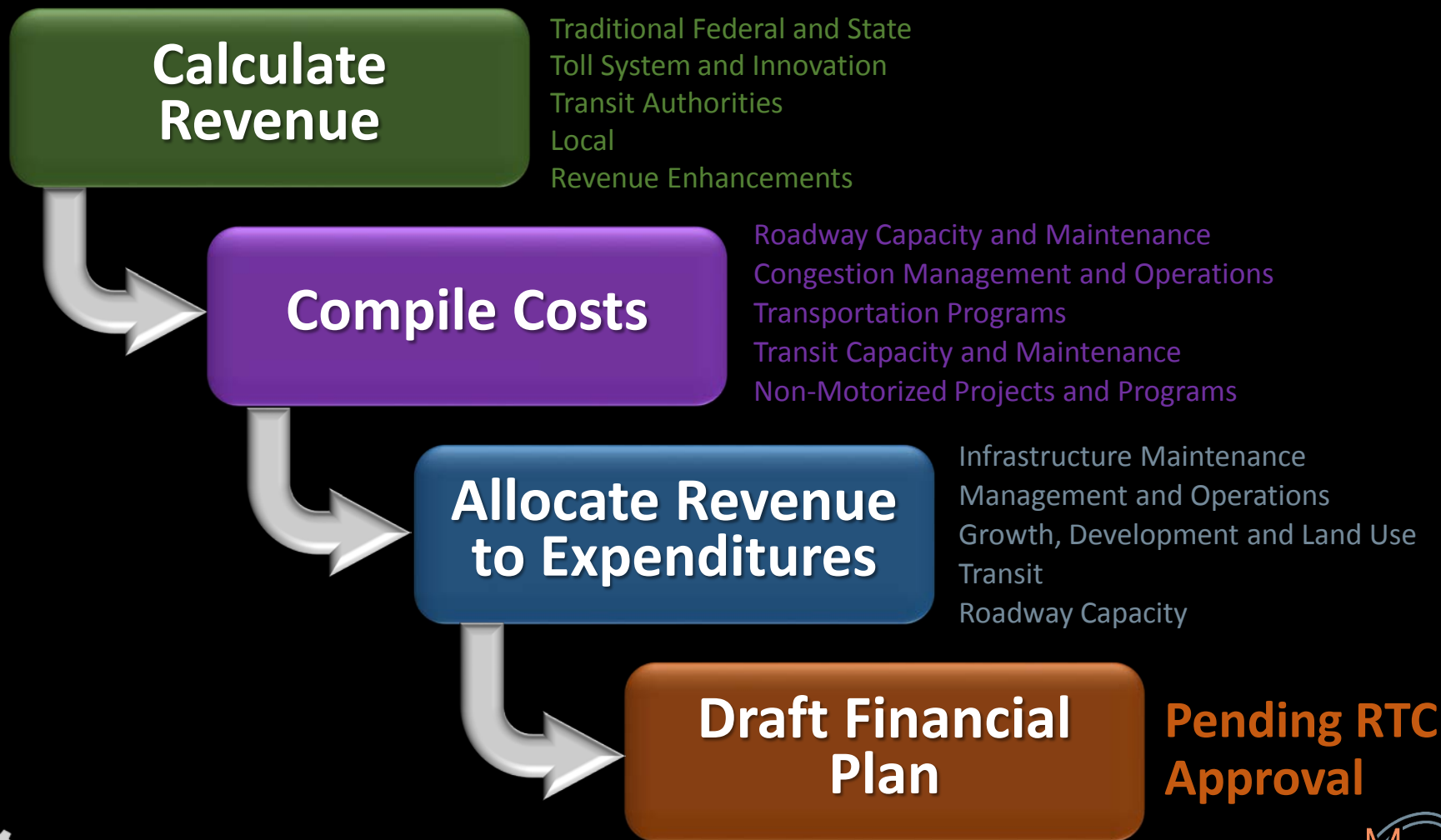
Roadway Capacity and Maintenance  
Congestion Management and Operations  
Transportation Programs  
Transit Capacity and Maintenance  
Non-Motorized Projects and Programs

## Allocate Revenue to Expenditures

Infrastructure Maintenance  
Management/Operations  
Growth, Land Use  
Transit  
Roadway Capacity



# Financial Planning Process



# Prioritization and Expenditures

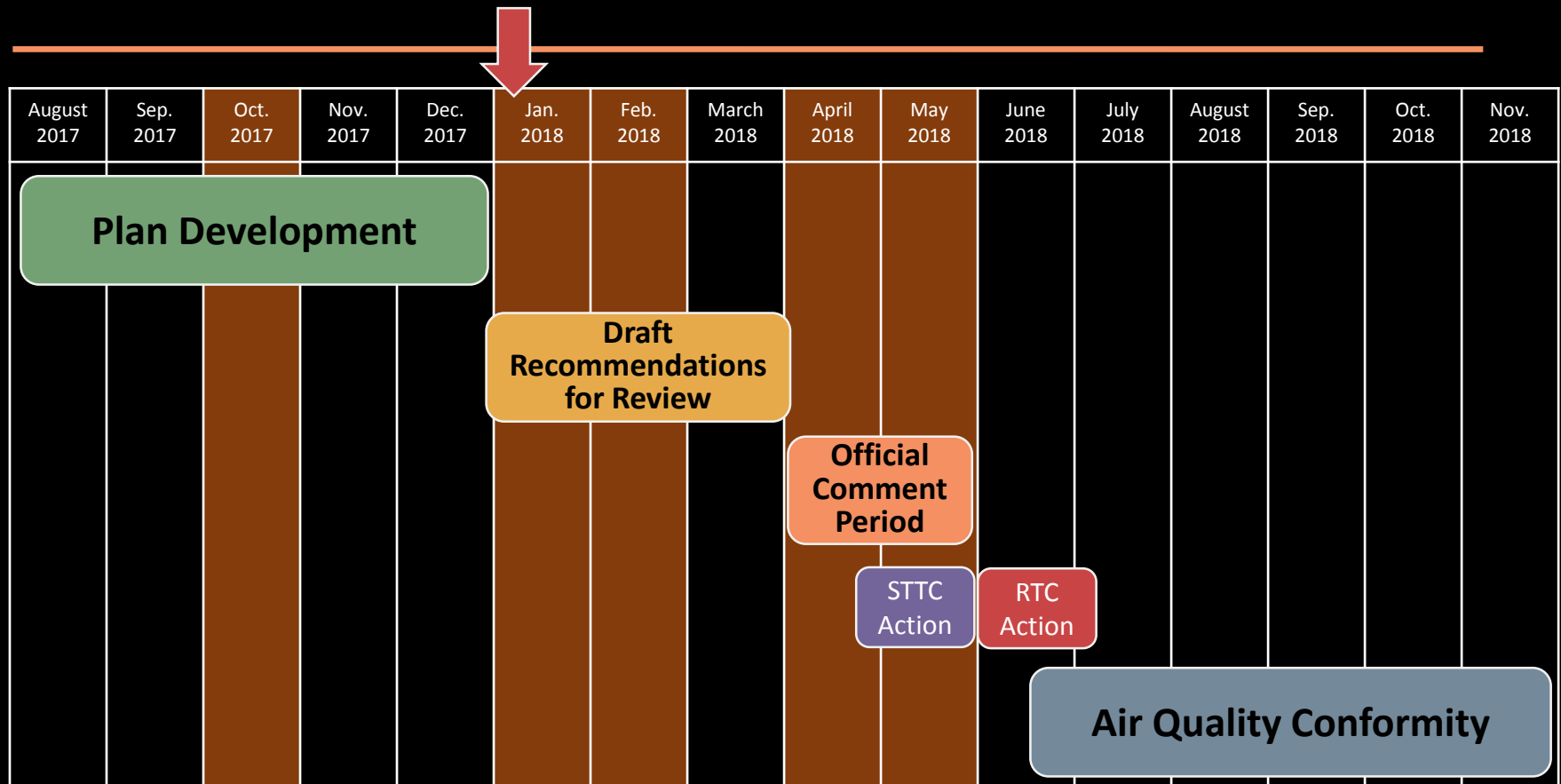
		2040	2045
<b>Maximize Existing System</b>	<b>Infrastructure Maintenance</b> Maintain & Operate Existing Facilities Bridge Replacements	\$37.4	\$ ??
	<b>Management and Operations</b> Improve Efficiency & Remove Trips from System Traffic Signals and Bicycle & Pedestrian Improvements	\$7.2	\$ ??
	<b>Growth, Development, and Land Use Strategies</b> More Efficient Land Use & Transportation Balance	\$3.6	\$ ??
<b>Strategic Infrastructure Investment</b>	<b>Rail and Bus</b> Induce Switch to Transit	\$27.2	\$ ??
	<b>HOV/Managed Lanes</b> Increase Auto Occupancy	\$43.4	\$ ??
	<b>Freeways/Tollways and Arterials</b> Additional Roadway Capacity		
<b>Total Expenditures</b>		<b>\$118.9<sup>1</sup></b>	<b>\$ ??</b>

1 Actual dollars, in billions. Values may not sum due to independent rounding.





# Mobility 2045 Schedule



**Notes:**

- Public meetings held during highlighted months.
- Regional Transportation Council action on Mobility 2045 Plan scheduled for June 14, 2018.



# Next Steps

---

Finalize Financial Forecast

Finalize Recommendations

RTC Workshop February 8

Official Public Comment Period

April and May



# Questions

---

**Dan Lamers**

Senior Program Manager

[dlamers@nctcog.org](mailto:dlamers@nctcog.org)

(817) 695-9263

**Sarah Chadderdon**

Program Manager

[schadderdon@nctcog.org](mailto:schadderdon@nctcog.org)

(817) 695-9180

**Kevin Feldt**

Program Manager

[kfeldt@nctcog.org](mailto:kfeldt@nctcog.org)

(817) 704-2529

[www.nctcog.org/mobility2045](http://www.nctcog.org/mobility2045)



# Dallas-Fort Worth Clean Cities Fleet Recognition and Annual Report



Regional Transportation Council  
Chris Klaus  
Senior Program Manager  
January 11, 2018



# 2017 Outstanding Fleet Recognition Recipients\*

## Silver Awards

City of Carrollton

City of Denton

City of Euless

City of Grapevine

City of Lancaster

City of Richardson

City of Southlake

Town of Addison

## 2017 Silver Fleet



Dallas-Fort Worth  
CLEAN CITIES

## 2017 Bronze Fleet



Dallas-Fort Worth  
CLEAN CITIES

## Bronze Awards

City of Allen

City of Coppell

City of Fort Worth

City of Lewisville

City of North Richland Hills

City of Plano

City of Rockwall

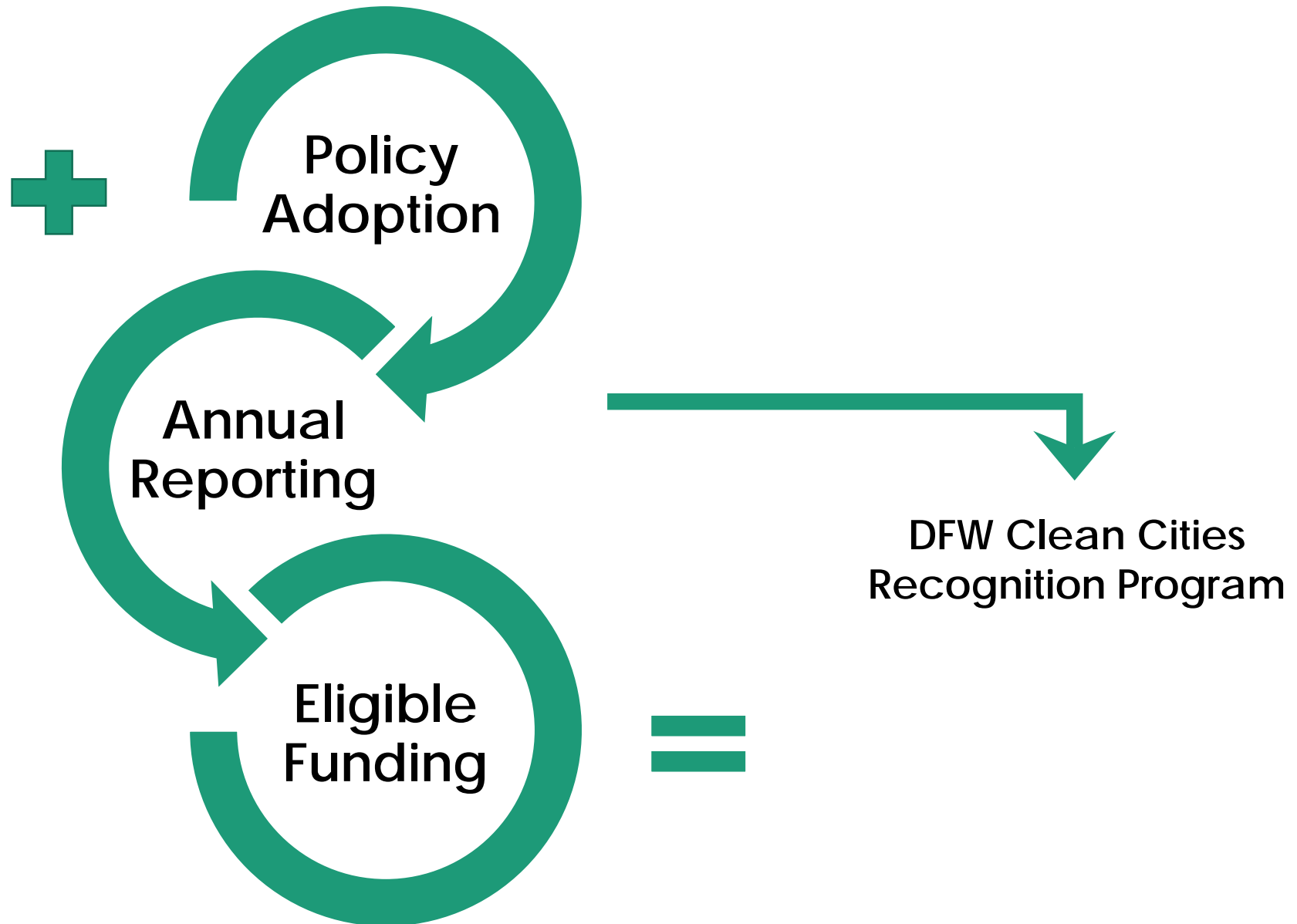
City of Wylie

Dallas Area Rapid Transit

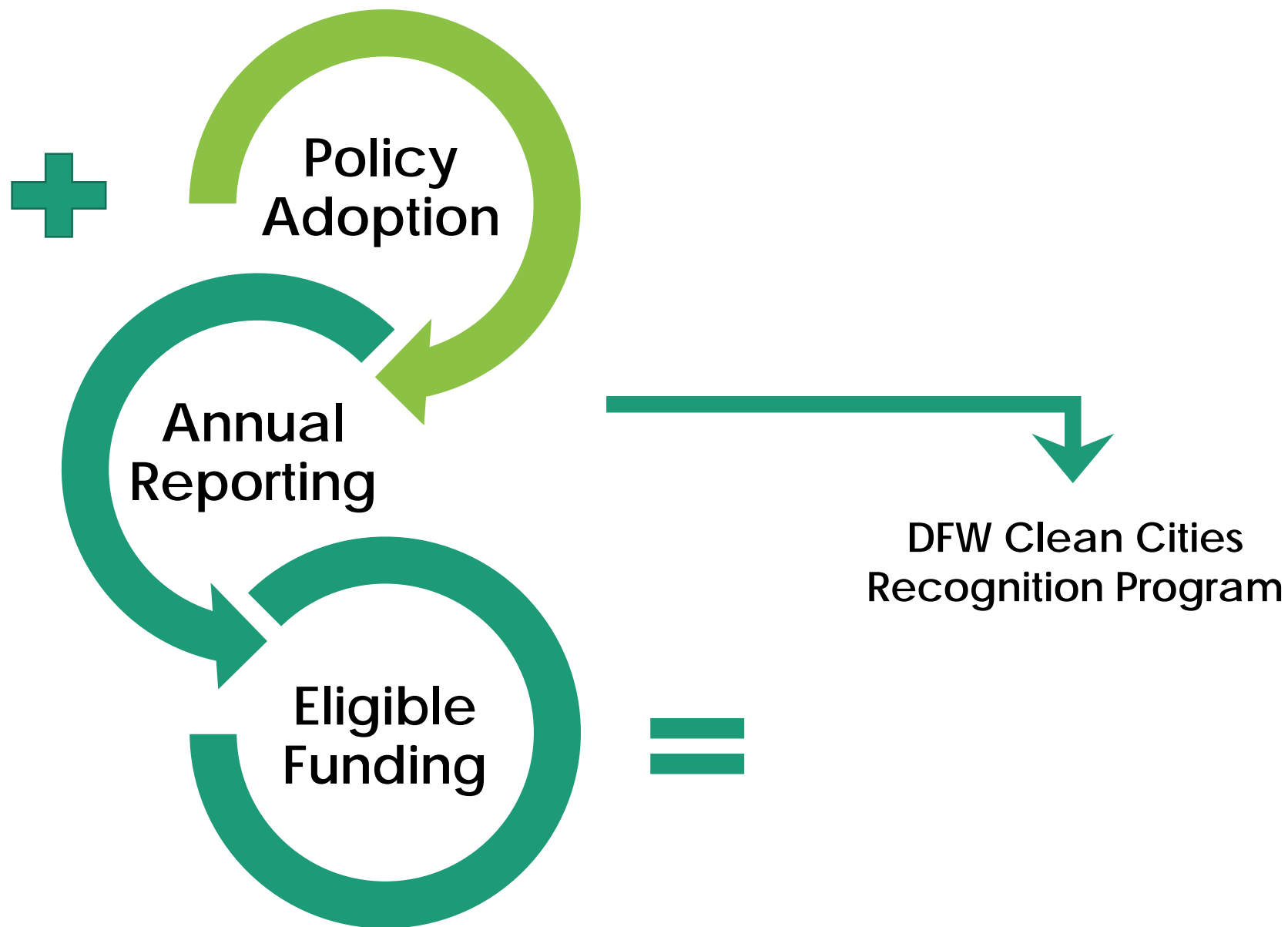
Denton ISD

Town of Flower Mound

# Connection Between Clean Cities and Fleet Policy



# Connection Between Clean Cities and Fleet Policy



# Clean Fleet Policy

2014

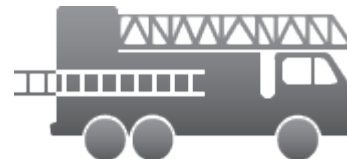
Year RTC Approved a Resolution Supporting the Adoption and Implementation of a Revised Clean Fleet Policy for Fleets in the Nonattainment area

64

Fleets That Have Adopted the Policy

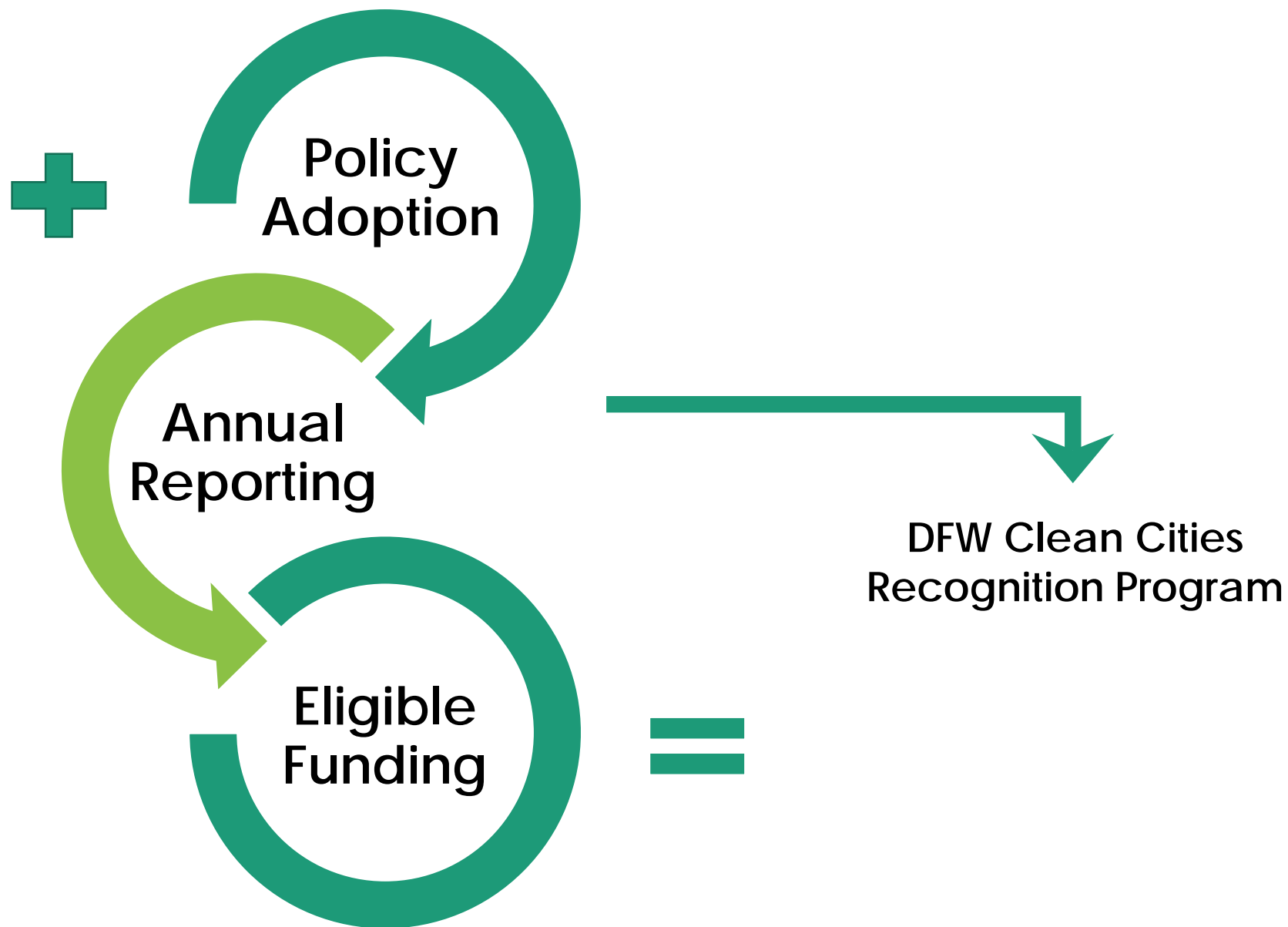
\$

Adoption and Reporting Necessary for Fleets to be Eligible for Vehicle Funding Through RTC. Also a Component of the [Metropolitan Transportation Plan Policy Bundle](#).






# Connection Between Clean Cities and Fleet Policy



# DFW Clean Cities Annual Report



DOE Goal to Save 2.5 Billion Gallons of Petroleum Per Year by 2020

15%

DFWCC Goal to Increase Petroleum Reduction by 15% Every Year



Fleets Must Complete the Report & Adopt the Clean Fleet Policy to be Eligible for Fleet Recognition

Feb  
15

**Reports due February 15 Annually**

[www.dfwcleancities.org/annualreport](http://www.dfwcleancities.org/annualreport)

# Annual Report Components & Policy Goals

## Emissions Reductions

- Anti-idling Policy
- Training and Orientation
- On-board Technology
- Vehicle Prioritization

## Fuel Reduction

- Eco-driving Policy
- Right-sizing Vehicles to Operation
- Alternative Fuel/Hybrid Vehicles

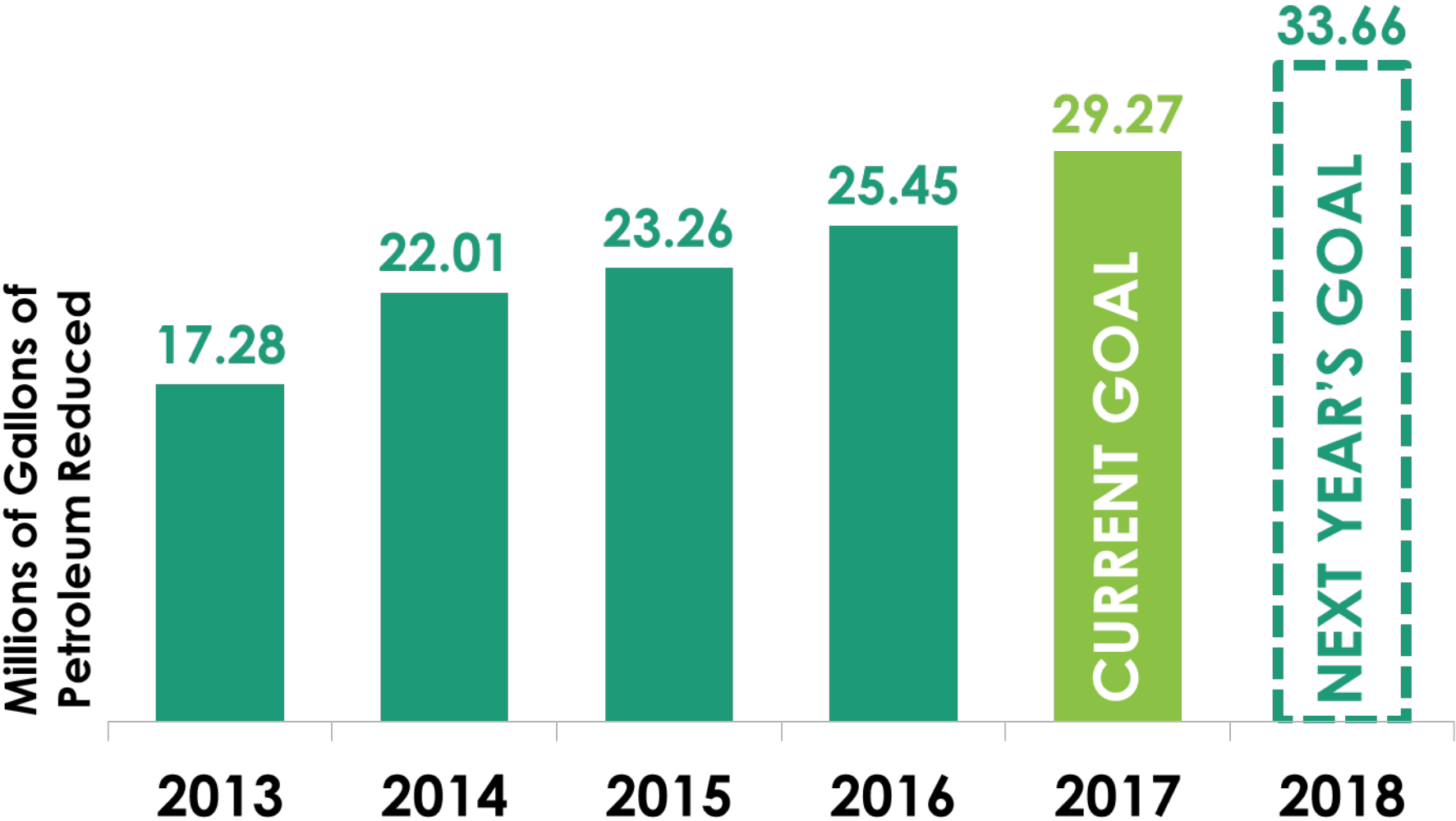
## Partnership

- Promotion of Clean Fleet Policy/DFWCC to Partners
- Active in DFWCC Activities
- Reduce Environmental Impacts
- Annual Reporting

## Outreach and Awareness of Air Quality Goals

- New Hire Orientation
- Driver Pledges
- Attend NCTCOG Trainings
- Performance and Recognition
- Shared Resources

# Annual Report: Petroleum Reduction Results By Year



Help Us Reach Our 2017 Goal!

Fill Out Your Fleet Report Here: [www.dfwcleancities.org/annualreport](http://www.dfwcleancities.org/annualreport)

# Air Quality Emphasis Areas

High-Emitting Vehicles/Equipment

Low Speeds

Idling

Vehicle Miles of Travel

Energy and Fuel Use

Cold Starts

Hard Accelerations



Dallas-Fort Worth  
CLEAN CITIES

# Contact Information

**Chris Klaus**

**Senior Program Manager**

**cklaus@nctcog.org**

**817-695-9286**



**Dallas-Fort Worth  
CLEAN CITIES**

**Lori Clark**

**Program Manager,**

**DFW Clean Cities Coordinator**

**lclark@nctcog.org**

**817-695-9232**

**Bailey Muller**

**Air Quality Planner III**

**bmuller@nctcog.org**

**817-695-9299**

**[www.dfwcleancities.org](http://www.dfwcleancities.org)**