

# OZONE SEASON UPDATE AND CLEAN AIR ACTION DAY, JUNE 24, 2016

## Regional Transportation Council

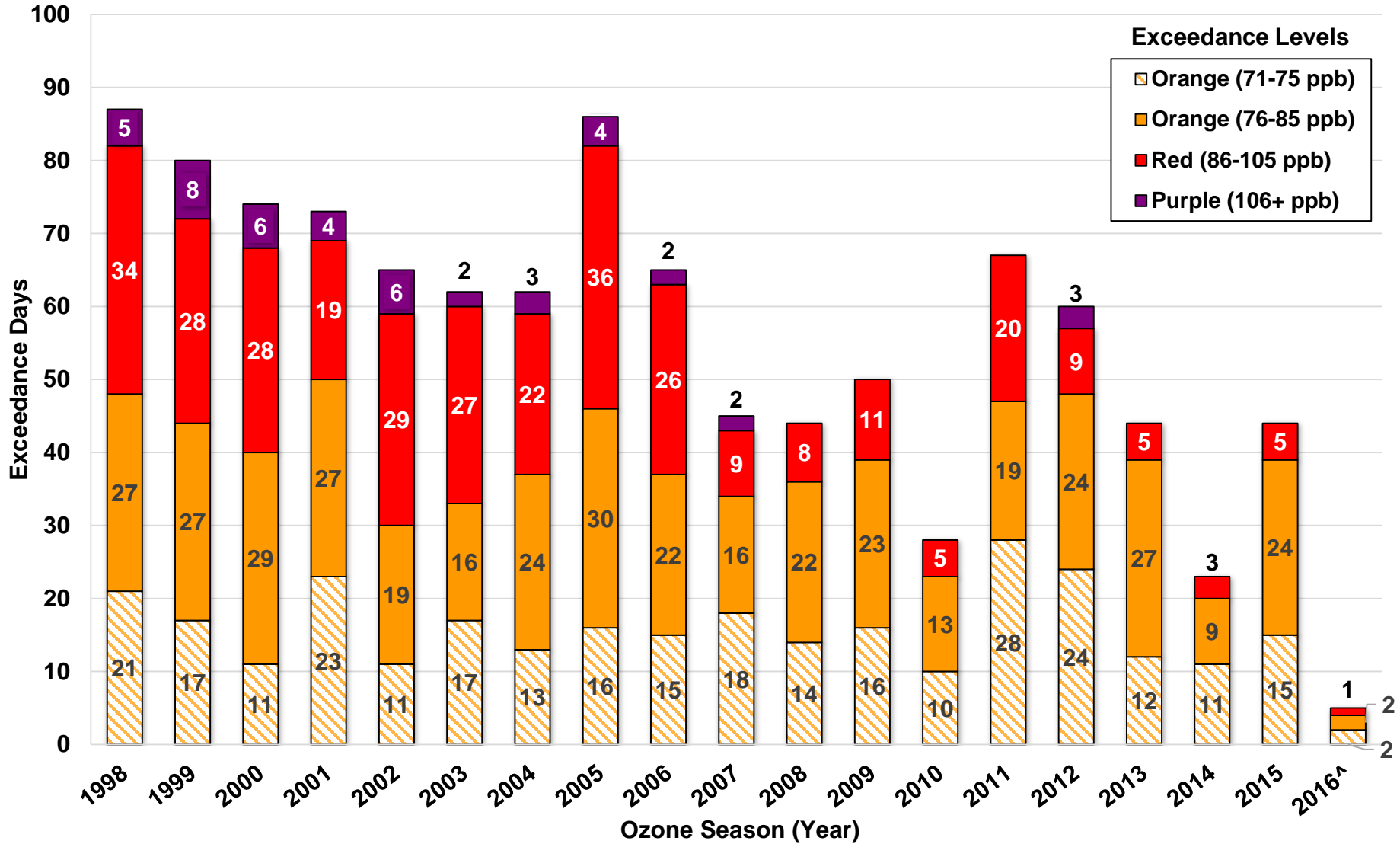
Whitney Vandiver, Communications Coordinator

June 16, 2016




# 2016 OZONE SEASON

## Eight-Hour Ozone Exceedance Days Based on 70 ppb Standard



Exceedance Level indicates daily maximum eight-hour average ozone concentration. Exceedance Levels are based on Air Quality Index (AQI) thresholds established by the EPA for the revised ozone standard of 70 ppb.

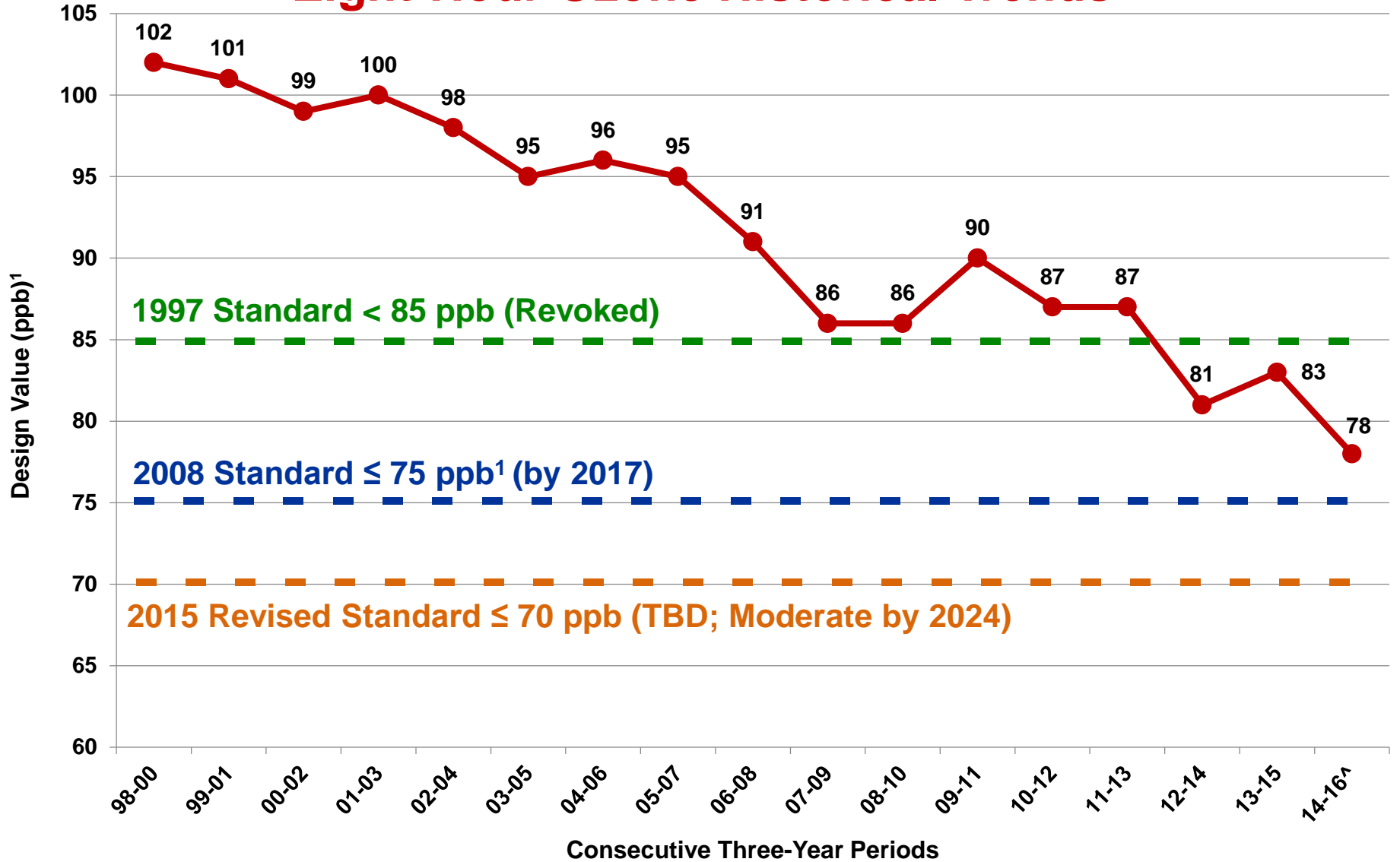
 = Additional level orange exceedance days under the revised standard that were not exceedances under the previous 75 ppb standard. (AQI level orange = 71-75 ppb)

<sup>^</sup>Not a full year of data, current as of 6/15/2016

Source: TCEQ, [http://www.tceq.state.tx.us/cgi-bin/compliance/monops/8hr\\_monthly.pl](http://www.tceq.state.tx.us/cgi-bin/compliance/monops/8hr_monthly.pl)  
ppb = parts per billion

# 2016 OZONE SEASON

## Eight-Hour Ozone Historical Trends



<sup>1</sup>Attainment Goal - According to the US EPA National Ambient Air Quality Standards, attainment is reached when, at each monitor, the *Design Value* (three-year average of the annual fourth-highest daily maximum eight-hour average ozone concentration) is equal to or less than 70 parts per billion (ppb).

<sup>^</sup>Not a full year of data, current as of 6/15/2016

# Clean Air Action Day 2016

## How RTC Members Can Participate on June 24



Become an Air North Texas partner and have Surface Transportation Technical Committee (STTC) member bring signed partner agreement to June 24 STTC meeting

Attend Transportation and Air Quality workshop, in honor of Clean Air Action Day, prior to June STTC meeting

Livestream step 1: Go to <http://www.nctcog.org/video>

Livestream step 2: Click on Live tab



# Contacts



Whitney Vandiver  
Communications Coordinator  
817-704-5639  
[wvandiver@nctcog.org](mailto:wvandiver@nctcog.org)

Jody Loza  
Senior Air Quality Planner  
817-704-5609  
[jloza@nctcog.org](mailto:jloza@nctcog.org)

[www.airnorthtexas.org](http://www.airnorthtexas.org)  
[www.nctcog.org/ozone](http://www.nctcog.org/ozone)

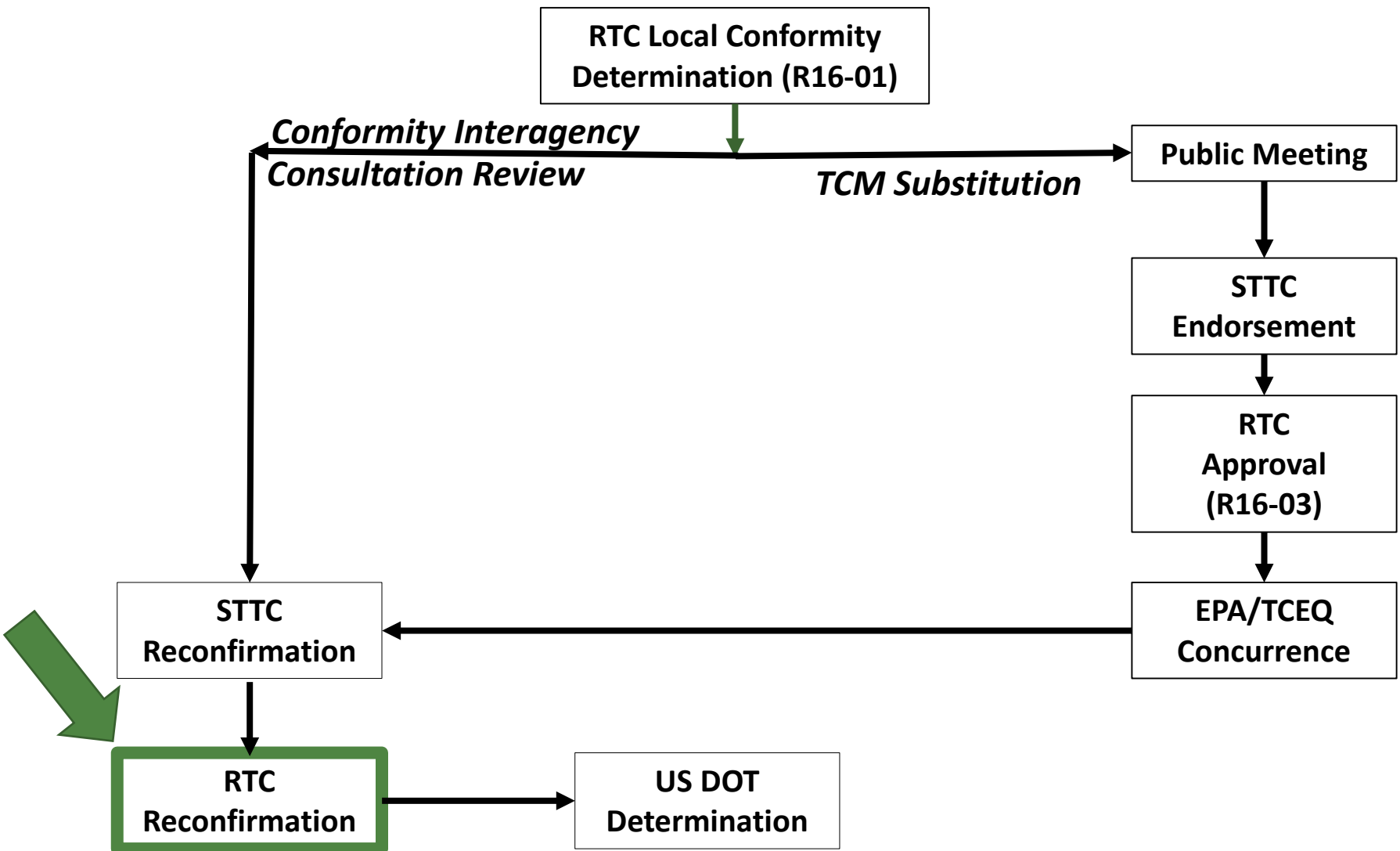
# 2016 Transportation Conformity Reconfirmation

Regional Transportation Council

Chris Klaus

June 16, 2016

# 2016 Transportation Conformity Process



# Reconfirmation of Analysis

- SAME** • Analysis Area: Ten-County Ozone Nonattainment Area
- SAME** • Metropolitan Transportation Plan: Mobility 2040
- SAME** • Transportation Improvement Program (TIP) Related Changes will Occur Through the 2017-2020 TIP Approval Process
- SAME** • Analysis Years: 2017, 2027, 2037, and 2040
- SAME** • Motor Vehicle Emission Budgets
- SAME** • 2016 Transportation Conformity Results
- SAME** • US DOT Determination Schedule
- UPDATED** • Interim US 67/IH 35E HOV Between IH 20 and IH 30 with Associated Benefits Removed and Substituted with Traffic Signalization Projects



# Schedule

Agency	Action	Date
STTC	Endorsement of Mobility 2040 and 2016 Transportation Conformity and recommendation for RTC approval	February 26, 2016
RTC	Endorsement of Mobility 2040 and 2016 Transportation Conformity	March 10, 2016
EPA/FHWA/FTA/TCEQ/TxDOT	Interagency consultation review begins	March 11, 2016
EPA and TCEQ	US 67/IH 35E TCM substitution begins	March 22, 2016
NCTCOG	US 67/IH 35E TCM substitution public comment period begins	April 11, 2016
STTC	Approve the RTC's intent to adopt a resolution indicating concurrence on the TCM substitution	April 22, 2016
NCTCOG	US 67/IH 35E TCM substitution public comment period ends	May 10, 2016
RTC	Adopt a resolution approving TCM Substitution	May 12, 2016
NCTCOG	Distribute adopted resolution to EPA, FHWA, FTA, TCEQ, and TxDOT	May 13, 2016
EPA and TCEQ	Send TCM substitution concurrence letters to FHWA, FTA, and TxDOT	Late May, 2016
STTC	Endorsement of the 2016 Transportation Conformity analysis for Mobility 2040 and associated TIP, incorporating the TCM substitution for RTC approval	May 27, 2016
RTC	<b>Endorsement of the 2016 Transportation Conformity analysis for Mobility 2040 and associated TIP, incorporating the TCM substitution</b>	<b>June 16, 2016</b>
USDOT	<b>Adequate Conformity Determination</b>	<b>June 2016</b>

# Request for Action

**Incorporate the Transportation Control Measure Substitution of the Interim HOV US 67/IH 35E Lanes with Traffic Signal Prioritization Improvements into the 2016 Transportation Conformity**

**RTC Reconfirms Approval of the 2016 Transportation Conformity Analysis for Mobility 2040 and Associated TIP**

# Resources

**Chris Klaus**  
**Senior Program Manager**  
**[cklaus@nctcog.org](mailto:cklaus@nctcog.org)**  
**817-695-9286**

**Additional information available online**

**Conformity: <http://www.nctcog.org/trans/air/conformity/>**

# **High-Speed Rail Texas Central Partners Memorandum of Understanding**

**Regional Transportation Council**

**June 16, 2016**

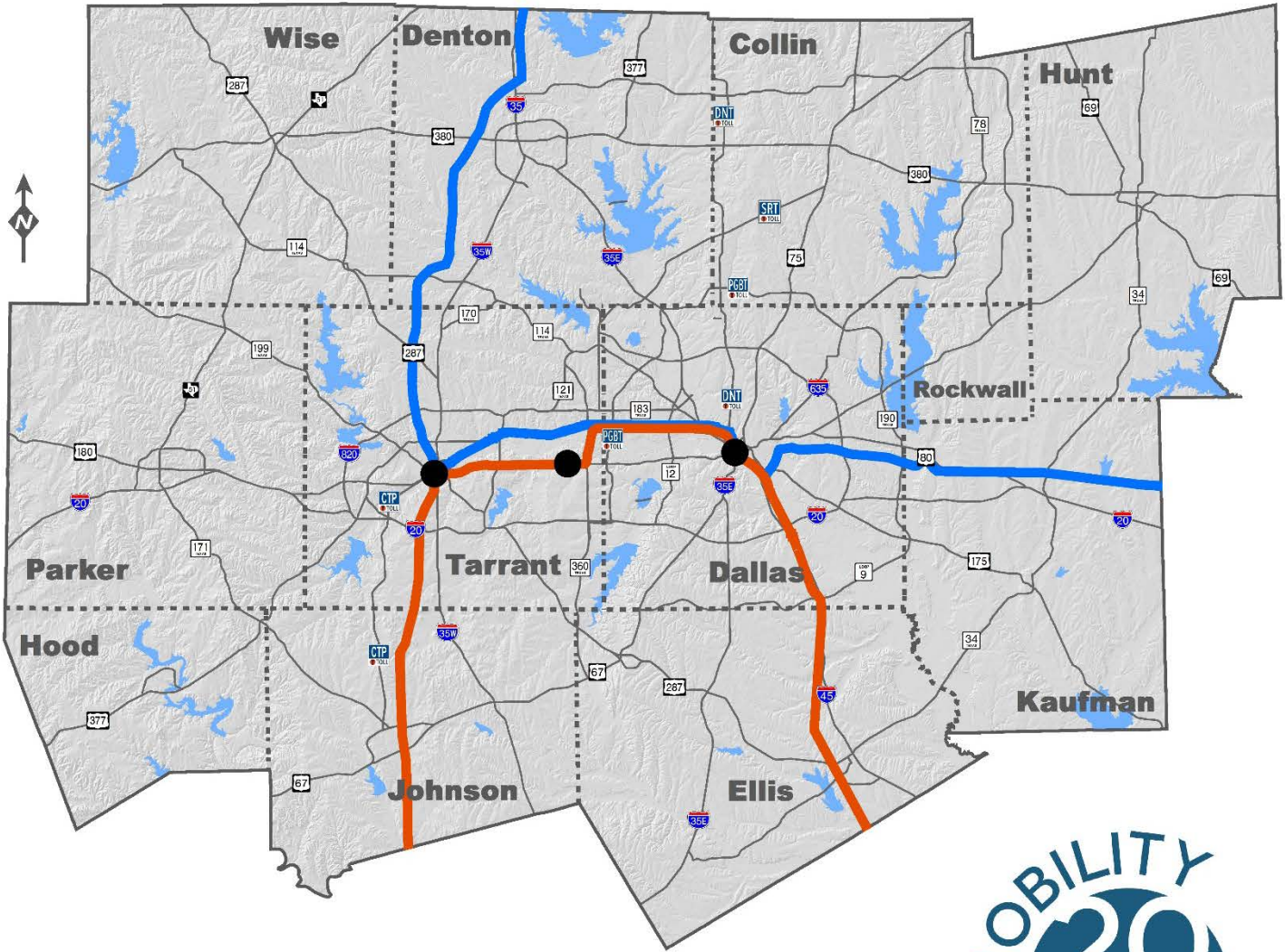
**Rob Franke, P.E., Subcommittee Chair**

**Michael Morris, P.E.**

**Kevin Feldt, AICP**



- At Grade
- Grade Separated
- Station Locations
- Major Roadways



Corridor-specific alignment, design, and operational characteristics for the intercity passenger, regional passenger, and freight rail systems will be determined through capacity evaluation and ongoing project development. Refined rail forecasts are necessary to determine technology and alignment in future rail corridors.



# MOU Purpose

---

Ensure Compliance with Regional Policies

One Seat Ride

Three Stations

Support Project Implementation

Share Information

Foster Strong Partnerships



# Requested Action

---

Regional Transportation Council approval of a Memorandum of Understanding between the Regional Transportation Council and Texas Central Partners, LLC for the purpose of supporting high-speed passenger rail projects in the Dallas-Fort Worth region.



# Questions?

---

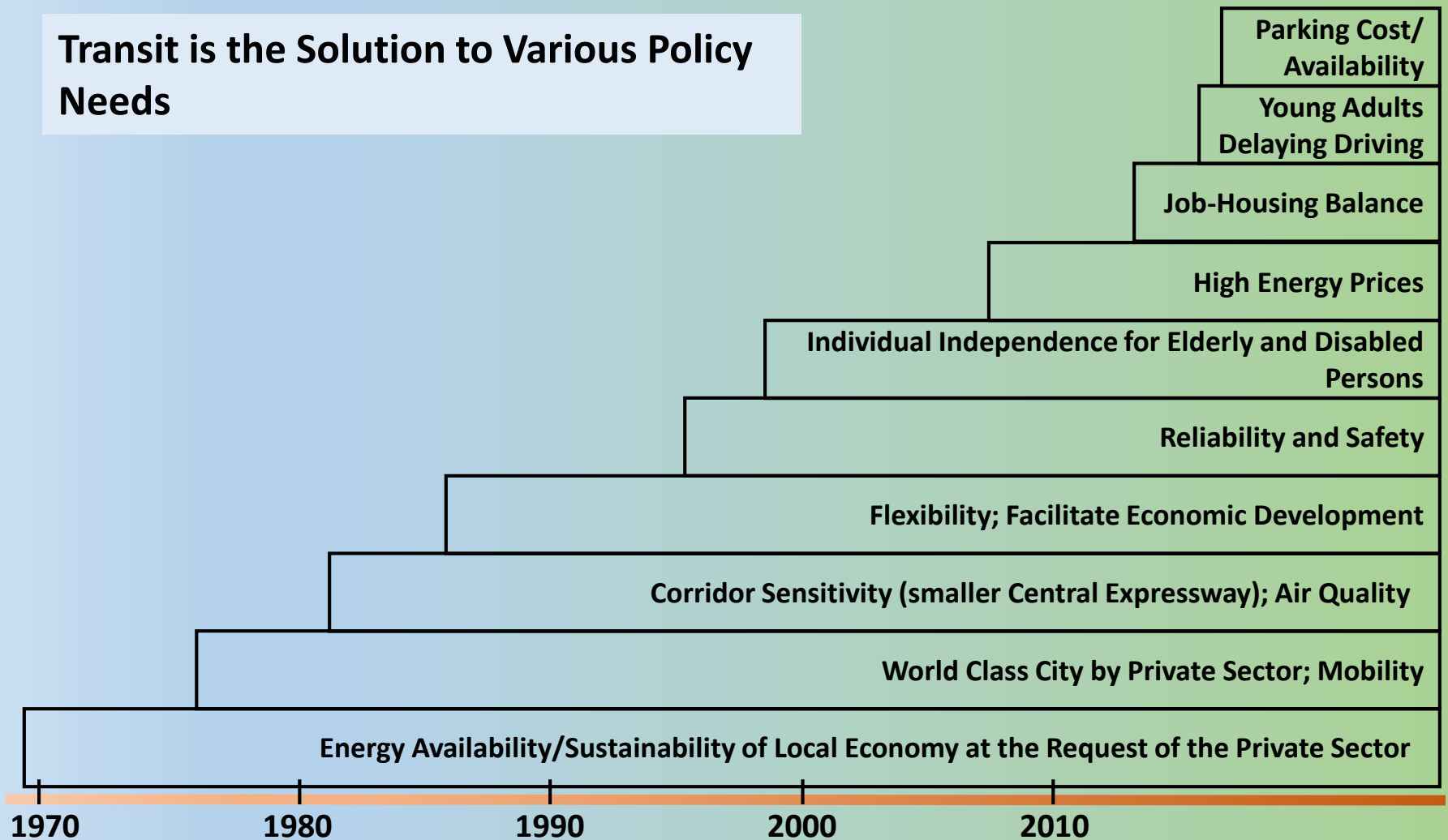
**Kevin Feldt, AICP**  
Program Manager  
kfeldt@nctcog.org  
(817) 704-2529





# Passenger Rail: 50-Year Policy Development Within the Dallas-Fort Worth Region

**Transit is the Solution to Various Policy Needs**



# DISADVANTAGED BUSINESS ENTERPRISE PROGRAM

*Fiscal Year 2017-2019 Goal Update*

---

*REGIONAL TRANSPORTATION COUNCIL*

*JUNE 16, 2016*

***Ken Kirkpatrick***



North Central Texas  
Council of Governments

# FY2017-2019 DBE GOAL UPDATE

## *DBE Program Purpose*

---

Ensure Non-discrimination

Create a Level Playing Field/Fair Competition

Narrowly Tailor Program to Meet Federal Law

Ensure DBE Firms Meet Required Eligibility Standards

Help Remove Barriers to DBE Participation

Assist in Development of Firms to Compete Outside  
DBE Program

# FY2017-2019 DBE GOAL UPDATE

## *NCTCOG Policy and Current DBE Goal*

---

### NCTCOG Policy:

Award Fair Share of Contracts to Disadvantaged Business Enterprises

### NCTCOG Transportation Department (US DOT-Assisted Contracting Opportunities):

25 Percent Overall DBE Participation Goal

Demonstration of Good-Faith Efforts

Certification of DBE Eligibility

Necessary to Update the Goal for Next Three Years

# FY2017-2019 DBE GOAL UPDATE

## *Development of DBE Goal*

---

Determine Relative Availability of Ready, Willing, and Able DBE Firms by Function (Base with Adjustments)

Goal to Reflect Expected DBE Participation Absent Effects of Discrimination

Cannot Rely on National Goal (10%), Previous Goal or Past Participation Without Reference to Availability

# FY2017-2019 DBE GOAL UPDATE

## *DBE Availability Analysis*

	Potential Awards (in \$1,000s)	Total DBE Firms*	Total Firms*	Non-Weighted Summary
Urban Planning/ Engineering Services	\$ 8,470	536 <del>5,365</del>	1,679	31.92%
Advertising/Public Relations	\$ 2,382	221	1,022	21.62%
Software Development/ Computer Services	\$ 817	182	2,229	8.17%
Equipment	\$ 1,467	6	102	5.88%
TOTAL	\$13,136	945	5,032	18.78%
Total Weighted Summary				25.67%

\*Market Area is Dallas-Fort Worth Metropolitan Area

# FY2017-2019 DBE GOAL UPDATE

## *Historical Performance*

---

Fiscal Year	Total Contract Amount	DBE Goal	DBE Contract Percent	DBE Expenditure Percent
2006-2010	\$17,028,000	13%	22%	24.1%
2011-2013	\$7,122,596	25%	27.4%	24.5%
2014-2016*	\$14,485,947	25%	29.81%	31.69%

\*through May 1, 2016

# FY2017-2019 DBE GOAL UPDATE

## *Race Conscious & Race Neutral Participation*

---

Race Conscious Participation:

Achieved through DBE contract goals

Race Neutral Participation:

Achieved without DBE contract goals

Fiscal Year	Total Contract Expenditures	Total DBE Expenditures	Race Conscious Expenditures	Race Neutral Expenditures	Ratio of Race Conscious v. Race Neutral
2014-2016	\$8,061,597	\$2,555,293	\$1,443,164	\$1,112,130	56% : 44%



# FY2017-2019 DBE GOAL UPDATE

## *Proposed Goal*

---

<b>2017-2019 Contracting Opportunities</b>	<b>\$13,136,000</b>
Proposed Overall DBE Goal	25%
Race Conscious	14%
Race Neutral	11%

Goal Development Methodology and Supporting Materials Available  
at: <http://www.nctcog.org/trans/programs/DBEProgram.asp>

# FY2017-2019 DBE GOAL UPDATE

## *Schedule*

TASK	DATE	STATUS
STTC Meeting: Information Item	May 27	✓
Notice to Public: Proposed DBE Goal	June 1	✓
Public Meetings: Proposed DBE Goal	June 13-15	✓
RTC Meeting: Information Item	June 16	✓
Consultant/DBE Workshop	July 13	
End of 45-Day Public Comment Period	July 21	
STTC Meeting: Action Item	July 22	
RTC Meeting: Action Item	August 11	
Executive Board: Action Item	August 25	
Submit Electronically to FTA	August 26	
DBE Program Update and Goal Effective	October 1	

# QUESTIONS OR COMMENTS

---

## **Ken Kirkpatrick**

Counsel for Transportation

Phone: 817-695-9278

Email: [kkirkpatrick@nctcog.org](mailto:kkirkpatrick@nctcog.org)

## **Emily Beckham**

Grants and Contracts Supervisor

Phone: 817-608-2308

Email: [ebeckham@nctcog.org](mailto:ebeckham@nctcog.org)

# **Status of the Current Comprehensive Development Agreement Managed Lanes: Preliminary Performance of the LBJ and NTE Tolled Managed Lanes**

**Regional Transportation Council**

**June 16, 2016**

**Michael Morris, P.E.**



*North Central Texas Council of Governments  
Transportation Department*

# Tolled Managed Lanes Communication Plan

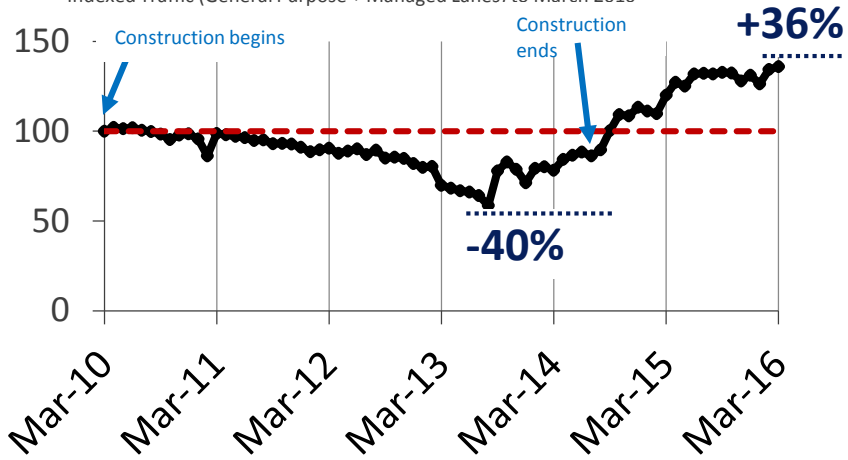
1. Real People “Viral Videos” - Social Media Campaign
2. FAQ Info and Education for Stakeholders
3. Observed Behavior Fact Sheet
4. Economic Development Near Tolled Managed Lanes
5. Funding Status White Paper – Thank You Legislature



# Rapid Corridor Improvement

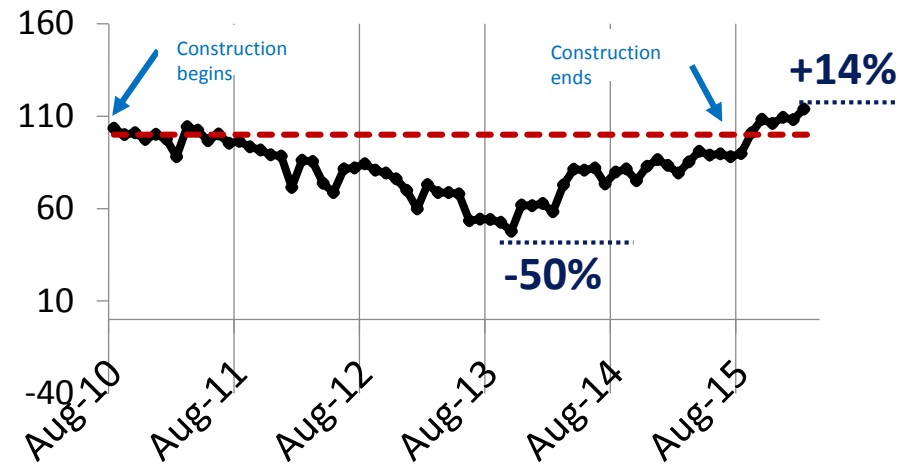
## NTE Corridor Traffic Recovery

Indexed Traffic (General Purpose + Managed Lanes) to March 2010



## LBJ Corridor Traffic Recovery

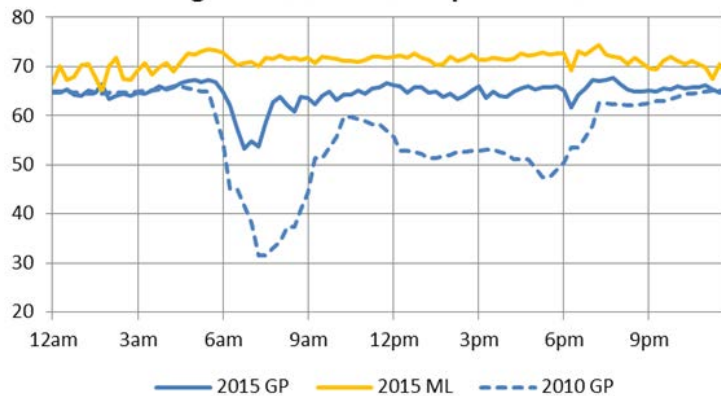
Indexed Traffic (General Purpose + Managed Lanes) to August 2010





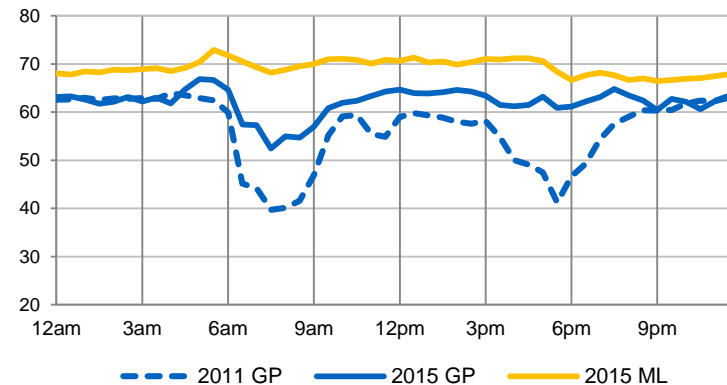
## Better Conditions For Everyone

### Segment 2 Eastbound Speed Profile



1. Improved geometry but no additional lanes
2. **General Purpose traffic 7% higher** than before construction
3. Average **speed increased by 15%**
4. **General Purpose congestion time reduced by 73%**
  - Congestion (speed below 50mph) down from 29% to 8%

### LBJ Segment 3 Westbound Speed Profile



1. Improved geometry but no additional lanes
2. **General Purpose traffic 7% higher** than before construction
3. Average **speed increased by 10%**
4. **General Purpose congestion time reduced by 60%**
  - Congestion (speed below 50mph) down from 20% to 8%




# TEXpress Lanes Are For Everyone



**6+ million**  
different vehicles have used  
the LBJ & NTE to date




**7 million**  
people live in Dallas-Ft. Worth



**5 in 14 users are new**  
to the TEXpress Lanes each  
month



The most common car makers  
seen on the TEXpress Lanes are  
**Toyota, Ford, Honda**  
Only **15%** of cars are luxury  
brands



**More than 10 in 14**  
**users**  
view the TEXpress Lanes  
favorably



# High-Speed Rail Industry Forum

Regional Transportation Council

June 16, 2016

Michael Morris, P.E.



# Federal Initiative

---

FAST Act §11308

First Phase of Qualification Process

Federal RFP for Implementing a High-Speed Rail Corridor

March 16 Federal Register Notice

Proposed Corridors

1. Dallas/Arlington/Fort Worth
2. Dallas/Arlington/Fort Worth/Austin/San Antonio/Beyond



# NCTCOG Role

---

## NCTCOG Scheduling Industry Forum

Provide DFW Information to Prospective Proposers

Invite Potential Proposers

Encourage Private Sector Participation

Serve as Resource to Proposers

Ensure Consistency with Region

Policies

Mobility 2040

Provide Technical Information



# Forum Invitations

---

Global High Speed Rail Entities

Local Elected Officials

Commission for High-Speed Rail in the Dallas-Fort  
Worth Region

Engineering Firms

Railroad Firms

US High Speed Rail Association



# Contact

---

**Kevin Feldt, AICP**  
Program Manager  
kfeldt@nctcog.org  
(817) 704-2529



# 2015 TRANSPORTATION SAFETY PERFORMANCE MEASURES

**Regional Transportation Council**  
**June 23, 2016**



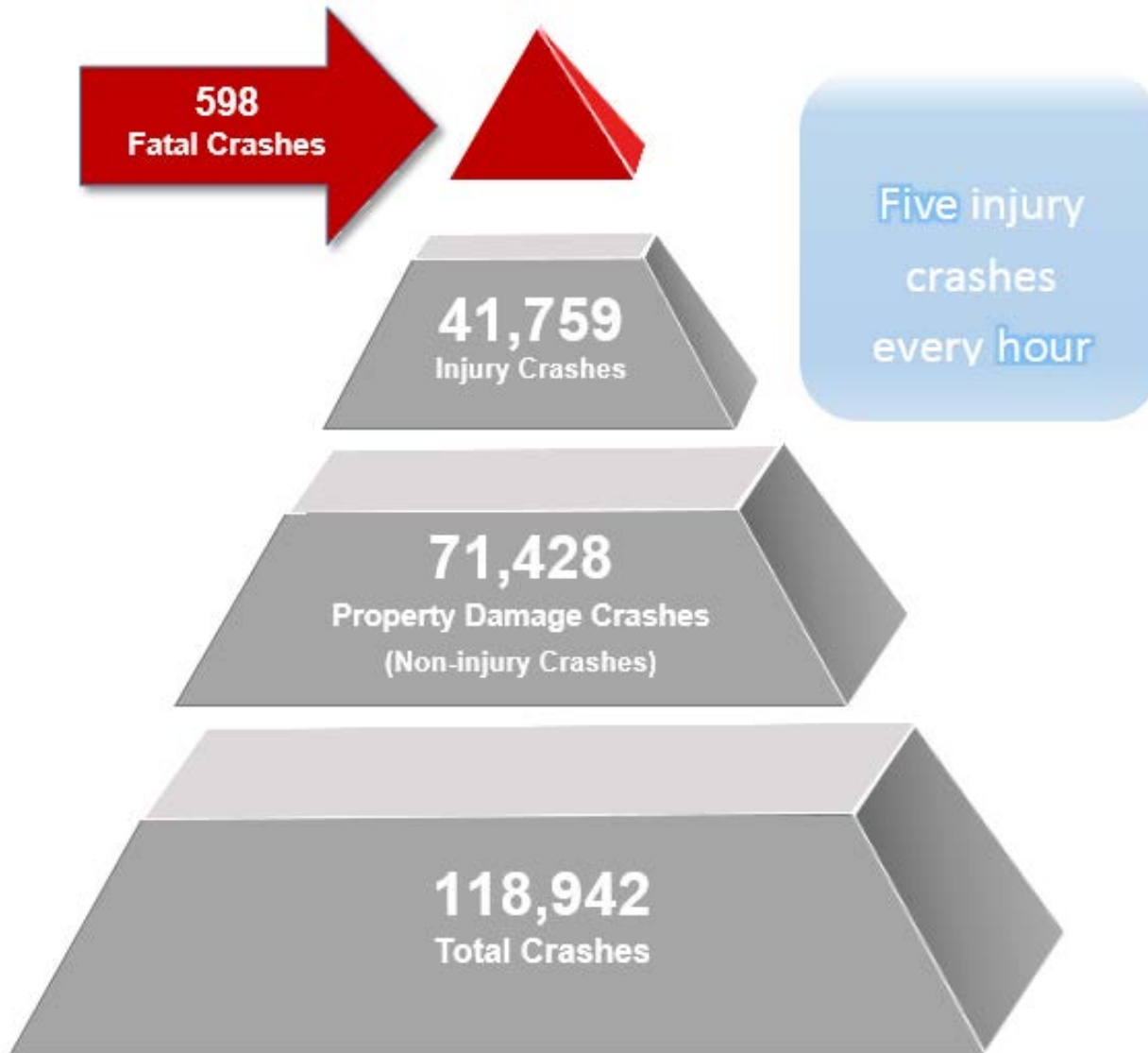
**Natalie Bettger**  
**NCTCOG Transportation Department**

# NCTCOG 16-COUNTY CRASH AND FATALITY DATA

	<b>2013</b>	<b>2014</b>	<b>2015</b>	<b>% Change 2014 to 2015</b>
<b>Total Crashes</b>	<b>100,039</b>	<b>106,655</b>	<b>118,942</b>	<b>11.52%</b>
<b>Total Fatalities</b>	<b>583</b>	<b>619</b>	<b>651</b>	<b>5.17%</b>

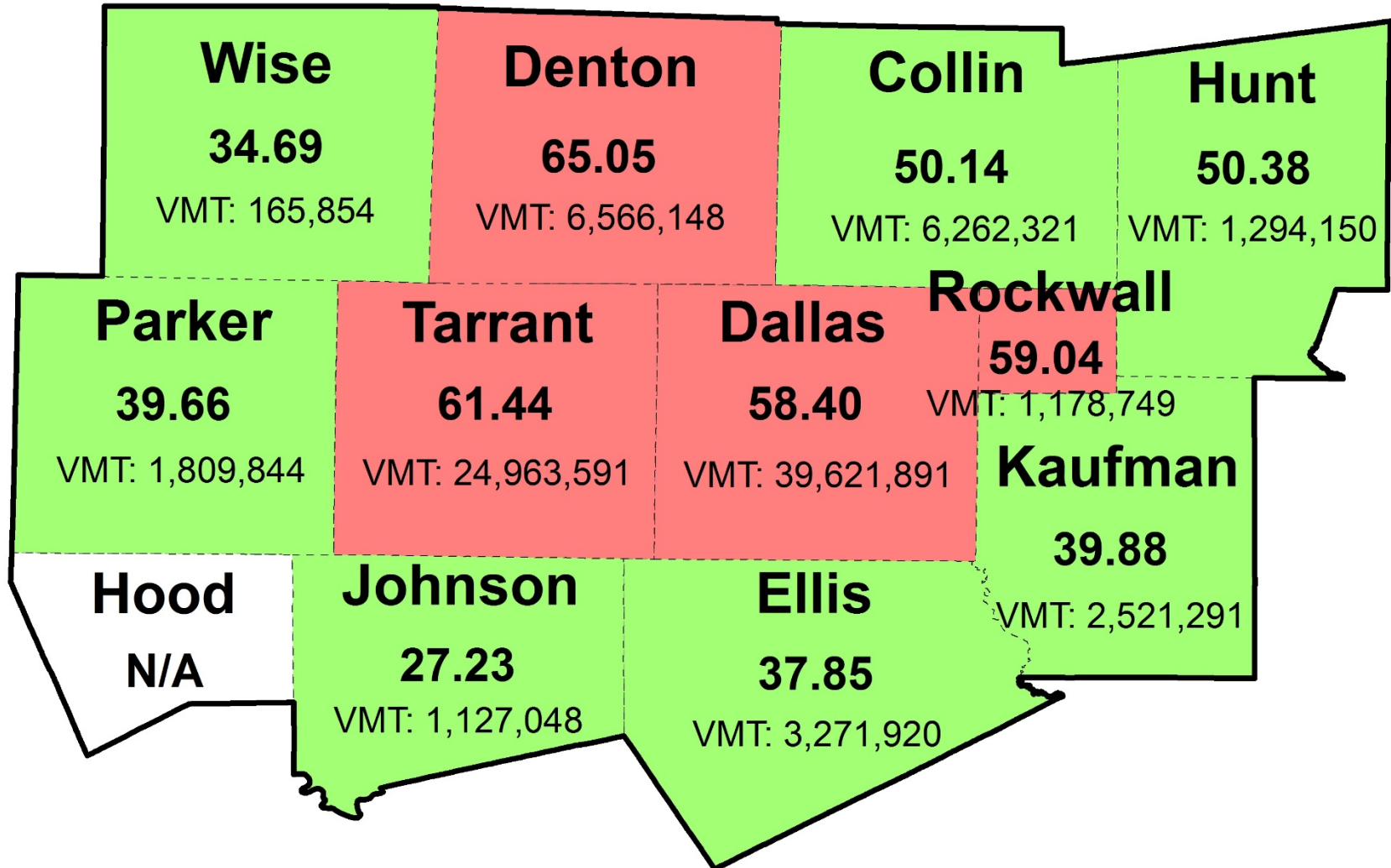
Source: TxDOT's Crash Records Information System (CRIS) current as of 2/6/16.

# 2015 REGIONAL CRASH PYRAMID





# 2015 CRASH RATES BY COUNTY



**Regional Crash Rate: 56.95**

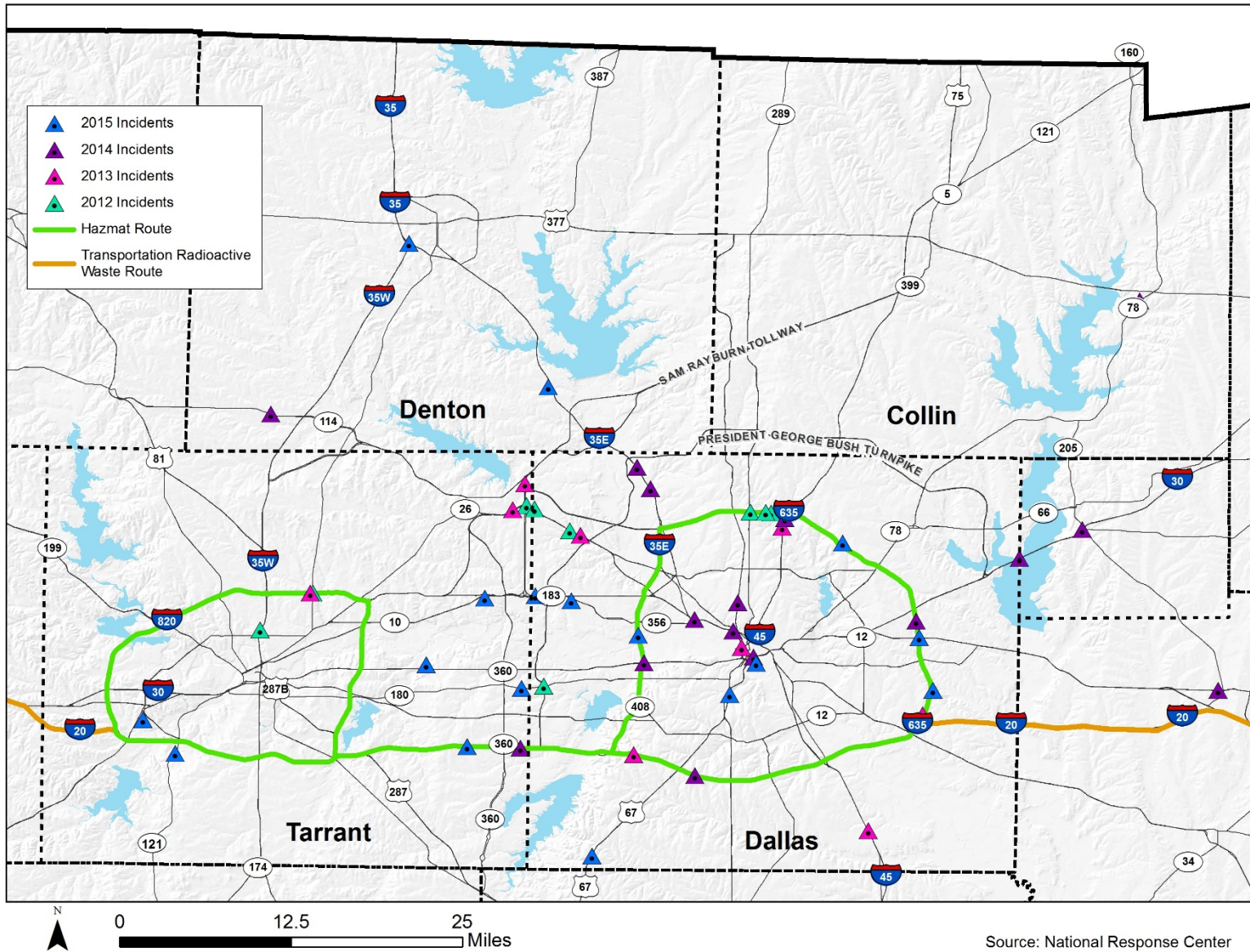
0 10 20 40 Miles



# 2015 CONTRIBUTING FACTORS SERIOUS INJURY AND FATAL CRASHES

	Top Ten Contributing Factors (12-County MPA Limited Access Facilities)	Percentage
1	Speeding - (Failed to Control Speed / Overlimit / Unsafe Speed)	32.10%
2	Driver Related (Distraction in Vehicle / Driver Inattention / Drove Without Headlights / Road Rage)	11.56%
3	Faulty Evasive Action	9.68%
4	Changed Lane When Unsafe	8.75%
5	Followed Too Closely	8.36%

# HAZMAT STATS 2012-2015



# BICYCLE AND PEDESTRIAN SAFETY

Between 2010 and 2014,

- 8,200 crashes involving motor vehicles
- Over 500 fatalities in North Texas.

**Educational Campaign** was launched in October 2015.

- Safety education videos
- Safety Tips
- School Resources
- Visit [LookOutTexans.org](http://LookOutTexans.org)

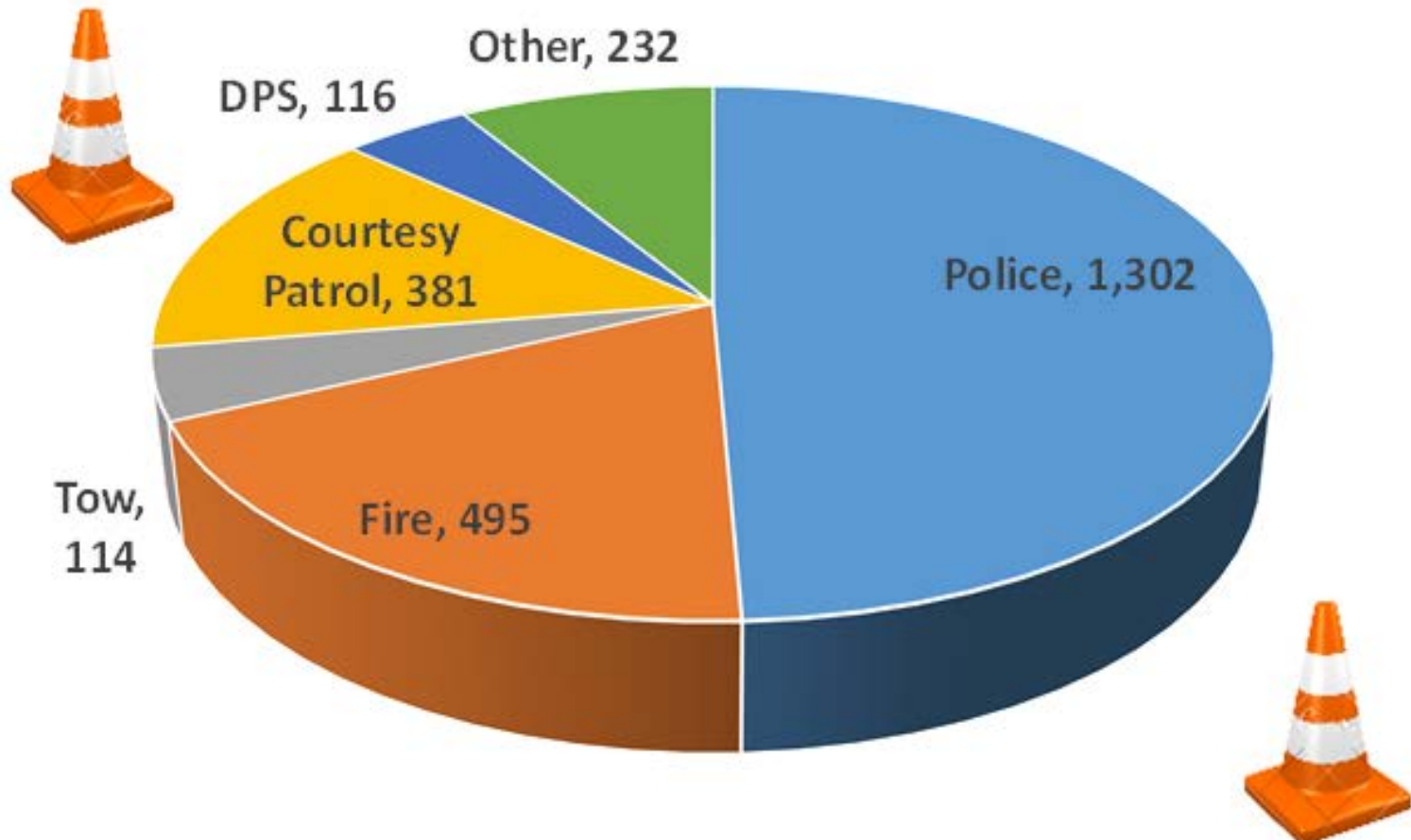
↓  
**L O O K O U T  
T E X A N S**

**B I K E  
W A L K  
D R I V E  
S A F E L Y**

↓  
**LOOKOUTTEXANS.ORG**

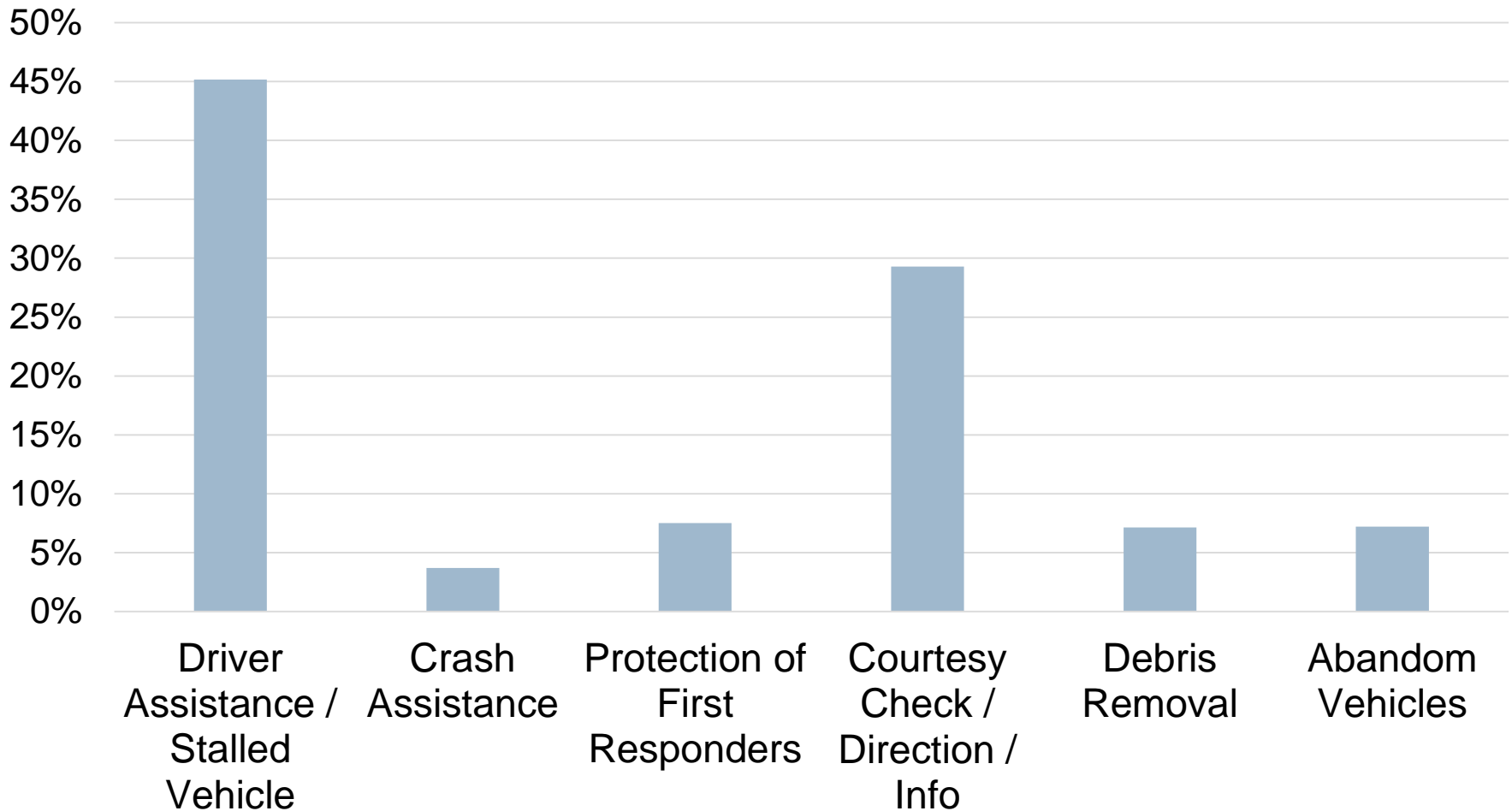
# TRAFFIC INCIDENT MANAGEMENT ATTENDANCE (AT A GLANCE)

Total First Responders Trained – 2,640



# MOBILITY ASSISTANCE PATROL PROGRAM (MAPP)

Percentage by Type of Assist



# SAFETY PROJECTS

## Wrong-Way Driving Pilot Projects

- Tarrant County
  - Pavement markings, modified sign placement and technology notification
- Dallas County
  - Consistent pavement markings and signage at interchanges.

## Commercial Vehicle Enforcement

- Coordinate with DPS to create a Data Exchange System
- National Traffic Law Center Training for Judges and Prosecutors

# CONTACT INFORMATION

**Natalie Bettger**  
**Senior Program Manager**  
**817-695-9280**  
[nbettger@nctcog.org](mailto:nbettger@nctcog.org)

**Sonya Jackson-Landrum**  
**Principal Transportation**  
**Planner**  
**817-695-9273**  
[slandrum@nctcog.org](mailto:slandrum@nctcog.org)

**Camille Fountain**  
**Transportation Planner**  
**817-704-2521**  
[cfountain@nctcog.org](mailto:cfountain@nctcog.org)

**Kevin Kroll**  
**Transportation Planner**  
**817-695-9258**  
[kkroll@nctcog.org](mailto:kkroll@nctcog.org)





# **50<sup>th</sup> Anniversary Theme for Transportation Department: Outcomes Through Collaboration and Public Service**

Regional Transportation Council

June 16, 2016

Michael Morris, P.E.

Director of Transportation





# Keys to Success

*My fellow Americans, ask not what your country can do for you, ask what you can do for your country.*

-John F. Kennedy

*There is no limit to what a man can do or where he can go if he does not mind who gets the credit.*

-Ronald Reagan

# Developing Public Policy: The 8 P's for Solving Problems

Plans

Programs

Policies

Projects

Performance

Partnerships

Public

People

