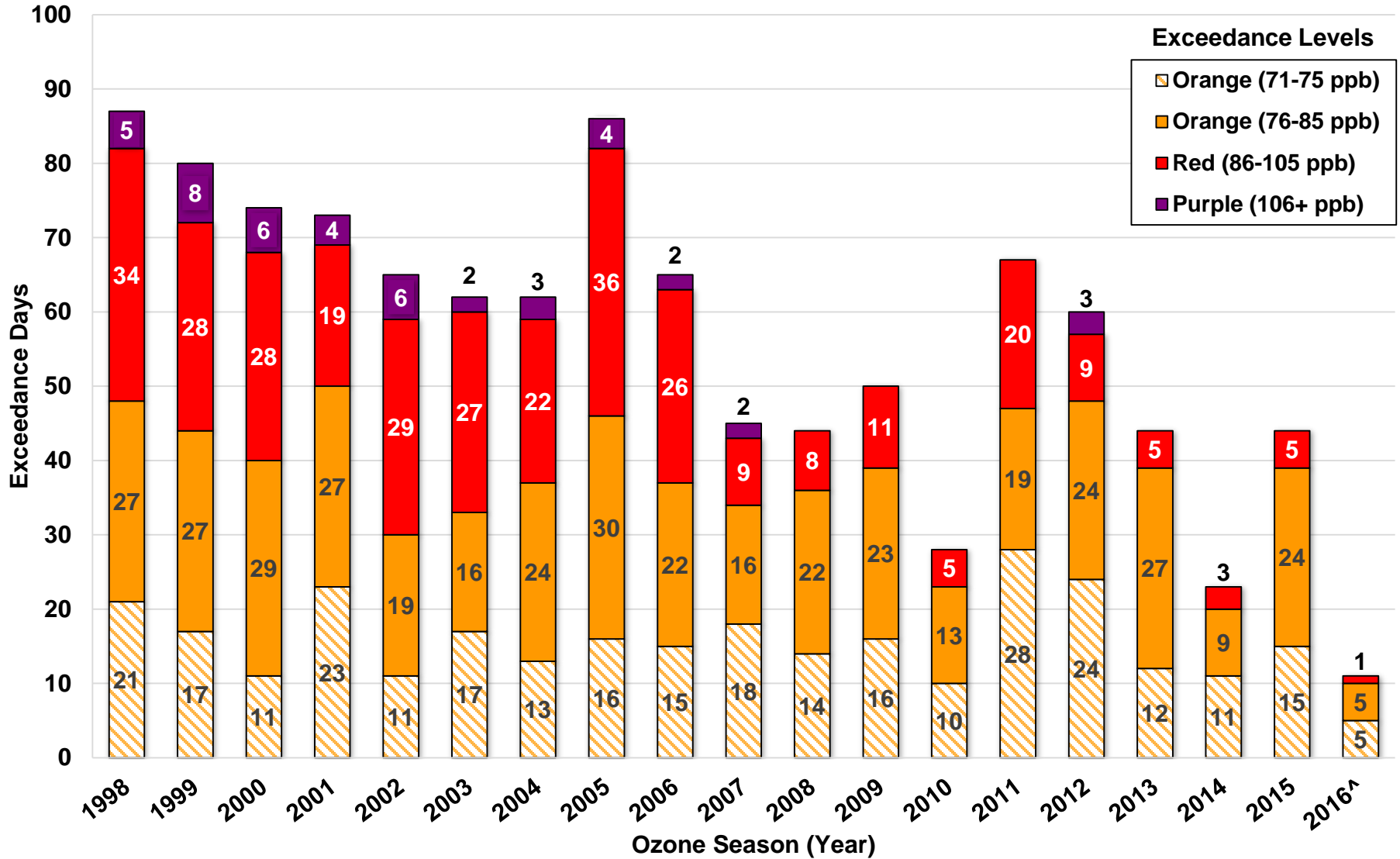


2016 OZONE SEASON

Eight-Hour Ozone Exceedance Days Based on 70 ppb Standard



Exceedance Levels

- Orange (71-75 ppb)
- Orange (76-85 ppb)
- Red (86-105 ppb)
- Purple (106+ ppb)

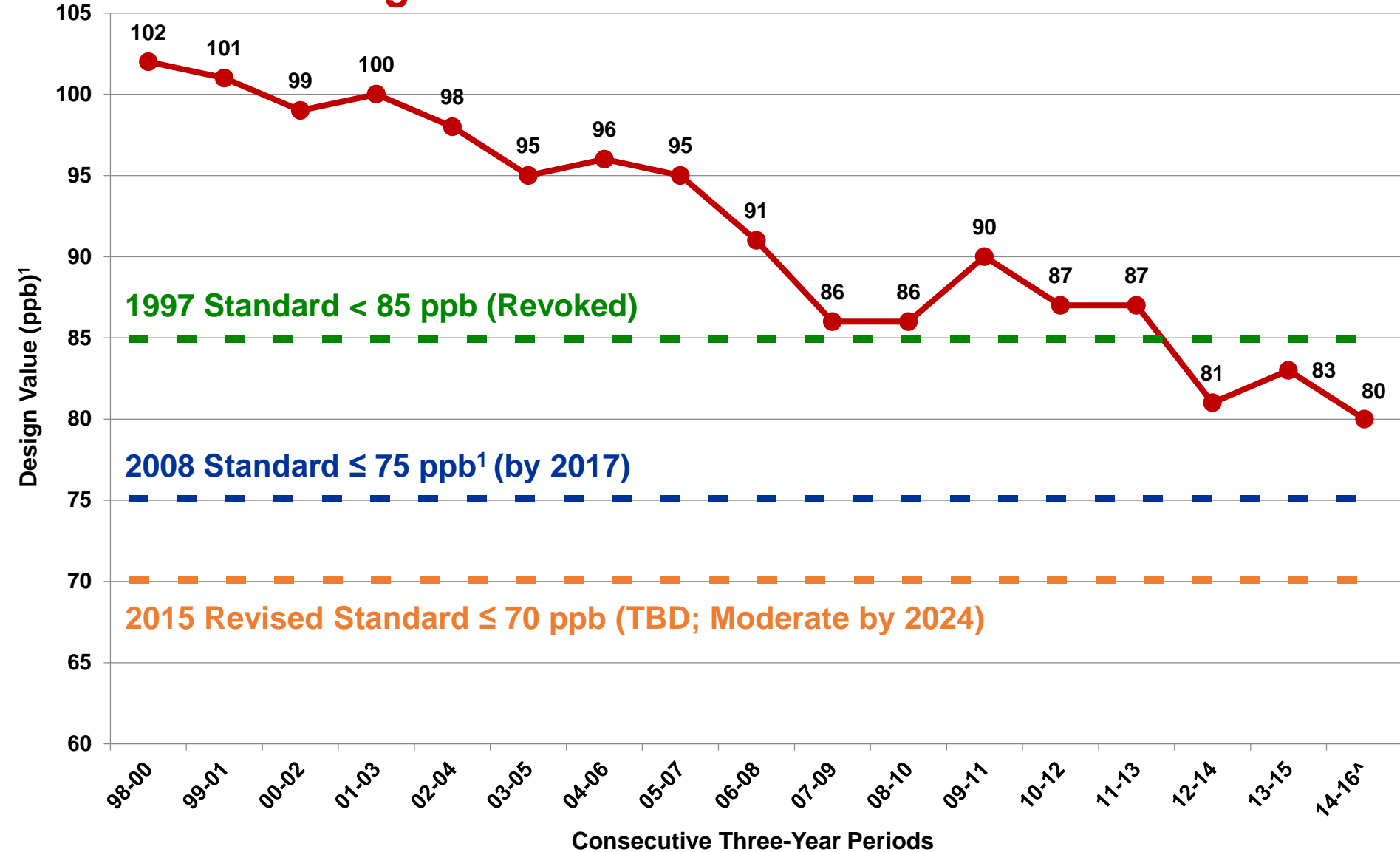
Exceedance Level indicates daily maximum eight-hour average ozone concentration. Exceedance Levels are based on Air Quality Index (AQI) thresholds established by the EPA for the revised ozone standard of 70 ppb.

[^]Not a full year of data, current as of 8/10/2016

Source: TCEQ, http://www.tceq.state.tx.us/cgi-bin/compliance/monops/8hr_monthly.pl
ppb = parts per billion

2016 OZONE SEASON

Eight-Hour Ozone Historical Trends



¹Attainment Goal - According to the US EPA National Ambient Air Quality Standards, attainment is reached when, at each monitor, the *Design Value* (three-year average of the annual fourth-highest daily maximum eight-hour average ozone concentration) is less than or equal to 70 parts per billion (ppb).

*Data not certified by the Texas Commission on Environmental Quality

¹Not a full year of data, current as of 8/10/2016.

DISADVANTAGED BUSINESS ENTERPRISE PROGRAM

Fiscal Year 2017-2019 Goal Update

*REGIONAL TRANSPORTATION COUNCIL
AUGUST 11, 2016*

Ken Kirkpatrick



North Central Texas
Council of Governments

FY2017-2019 DBE GOAL UPDATE

NCTCOG Policy and Current DBE Goal

NCTCOG Policy:

Award Fair Share of Contracts to Disadvantaged Business Enterprises

NCTCOG Transportation Department (US DOT-Assisted Contracting Opportunities):

25 Percent Overall DBE Participation Goal

Demonstration of Good-Faith Efforts

Certification of DBE Eligibility

Necessary to Update the Goal for Next Three Years

FY2017-2019 DBE GOAL UPDATE

DBE Availability Analysis

	Potential Awards (in \$1,000s)	Total DBE Firms*	Total Firms*	Non-Weighted Summary
Urban Planning/ Engineering Services	\$ 8,470	536	1,679	31.92%
Advertising/Public Relations and Outreach	\$ 2,382	221	1,022	21.62%
Software Development/ Computer Services	\$ 817	182	2,229	8.17%
Equipment	\$ 1,467	6	102	5.88%
TOTAL	\$13,136	945	5,032	18.78%
Total Weighted Summary				25.67%

*Market Area is Dallas-Fort Worth Metropolitan Area

FY2017-2019 DBE GOAL UPDATE

Historical Performance

Fiscal Year	Total Contract Amount	DBE Goal	DBE Contract Percent	DBE Expenditure Percent
2006-2010	\$17,028,000	13%	22%	24.1%
2011-2013	\$7,122,596	25%	27.4%	24.5%
2014-2016*	\$14,485,947	25%	29.81%	31.69%

*through May 1, 2016

FY2017-2019 DBE GOAL UPDATE

Race Conscious & Race Neutral Participation

Race Conscious Participation:

Achieved through DBE contract goals

Race Neutral Participation:

Achieved without DBE contract goals

Fiscal Year	Total Contract Expenditures	Total DBE Expenditures	Race Conscious Expenditures	Race Neutral Expenditures	Ratio of Race Conscious v. Race Neutral
2014-2016	\$8,061,597	\$2,555,293	\$1,443,164	\$1,112,130	56:44

FY2017-2019 DBE GOAL UPDATE

Proposed Goal

2017-2019 Contracting Opportunities	\$13,136,000
Proposed Overall DBE Goal	25%
Race Conscious	14%
Race Neutral	11%

Goal Development Methodology and Supporting Materials Available
at: <http://www.nctcog.org/trans/programs/DBEProgram.asp>

FY2017-2019 DBE GOAL UPDATE

Public Comments

Public Meetings (June)

Positive Feedback and Comments
Clarifying Questions

DBE Open House/Workshop (July)

Positive Feedback and Comments
Comments and Questions Focused on Process

FY2017-2019 DBE GOAL UPDATE

Schedule

TASK	DATE	STATUS
STTC Meeting: Information Item	May 27	✓
Notice to Public: Proposed DBE Goal	June 1	✓
Public Meetings: Proposed DBE Goal	June 13-15	✓
RTC Meeting: Information Item	June 16	✓
Consultant/DBE Workshop	July 13	✓
End of 45-Day Public Comment Period	July 21	✓
STTC Meeting: Action Item	July 22	✓
Submit Electronically to FTA <i>Draft DBE Goal for FY17-19</i>	August 1	✓
RTC Meeting: Action Item	August 11	
Executive Board: Action Item	August 25	
Submit Electronically to FTA <i>Approved DBE Goal for FY17-19</i>	August 26	
DBE Program Update and Goal Effective	October 1	

QUESTIONS OR COMMENTS

Ken Kirkpatrick

Counsel for Transportation

Phone: 817-695-9278

Email: kkirkpatrick@nctcog.org

Emily Beckham

Grants and Contracts Supervisor

Phone: 817-608-2308

Email: ebeckham@nctcog.org

RECOMMENDED MARKETING EFFORTS FOR DFW CONNECTOR PILOT PROGRAM

Regional Transportation Council
August 11, 2016



Ken Kirkpatrick, Counsel for Transportation
Mindy Mize, Program Manager, Transportation Marketing
Amanda Wilson, A.I.C.P., Public Information Manager, Community Outreach

BACKGROUND

TollTag Users Have a Higher Payment Rate than ZipCash Users

Pilot Initiated at RTC Suggestion to TxDOT

Test Ability to Cover Collection Risk for Pay-by-Mail/ZipCash Users

Periodically Increase Pay-by-Mail Surcharge (at 90, 180 days)

Market-Driven Approach to Increase Toll Tag Usage (currently 70% TollTag/30% Zip Cash on DFW Connector)

Potential to Apply Lessons Learned to IH 35W Corridor (TxDOT has Collection Risk)

RECOMMENDED MARKETING EFFORTS FOR DFW CONNECTOR PILOT PROGRAM

TollPerks for New TollTag Customers

Prize Giveaways

Preloaded TollTags to Targeted Areas

TollTag Sales at Inspection Stations in Targeted Areas

TollTag Sales at Car Dealerships in Targeted Areas

REQUESTED ACTION

Request Approval of Up To \$300,000 to Implement DFW Connector TollTag Marketing Efforts

Source of Funds: Regional Toll Revenues (Regional Pool)

Administratively Modify the TIP/STIP and Any Other Necessary Administrative or Planning Documents

CONTACT INFORMATION

Ken Kirkpatrick

Counsel for Transportation

817-695-9278

kkirkpatrick@nctcog.org

Mindy Mize

Program Manager – Transportation Marketing

817-608-2346

mmize@nctcog.org

Amanda Wilson

Public Information Manager – Community Outreach

817-695-9284

awilson@nctcog.org

TOLLPERKS FOR NEW TOLLTAG COSTUMERS

Concept

TollPerks Points can be Redeemed for Exclusive Rewards from Dallas-Fort Worth area Merchants

Additional TollPerks are Given to New TollTag Customers

TollTag Must be Tied to a Credit Card/Bank Account

Market in Concert with Prize Giveaway

Estimated Cost

See Prize Giveaway Information

PRIZE GIVEAWAYS

Concept

One or More Grand Prizes for a Vacation Destination or North Texas Area Sporting Team Given Away

New TollTag Customers are Entered into Drawing

TollTag Must be Tied to a Credit Card/Bank Account

Use Advertising Such as Billboards Along DFW Connector and Online/Digital Ads

Estimated Cost

Prize Pool: \$5,000

Marketing: \$40,000

PRELOADED TOLLTAGS TO TARGETED AREAS

Concept

Preloaded TollTags are Offered to High Use ZipCash Customers in Average to Low Income Zip Codes Using the DFW Connector

\$20 Credit is Offered, but TollTag Must be Tied to a Credit Card/Bank Account

Use Direct Mail Piece to Advertise to Target Group of ZipCash Users on DFW Connector

Target 10,000 Users

Estimated Costs

Incentives up to \$200,000

Staff/Marketing up to \$30,000

TOLLTAG SALES AT INSPECTION STATIONS IN TARGETED AREAS

Concept

TollTag Package are Offered to Costumers Going Through Annual Inspection Process

TollTag Must be Tied to a Credit Card/Bank Account

Target Inspection Stations Where Highest Concentration of Users of the DFW Connector Live

Participating Inspection Stations Will Receive \$5 per TollTag Sold Through NTTA

Joint RTC/NTTA Staff Communication/Coordination Effort

Estimated Cost

\$10,000

TOLLTAG SALES AT CAR DEALERSHIPS IN TARGETED AREAS

Concept

TollTag Package is Offered to Purchasers of Vehicles as a Part of Dealer Benefits Package (e.g. Free Oil Changes)

TollTag Must be Tied to a Credit Card/Bank Account

Target Dealerships Around Highest Concentration of DFW Connector Users

Dealership Will Receive Incentive for Participating (\$5 per tag Through NTTA)

Joint RTC/NTTA Staff Communication/Coordination Effort

Estimated Cost

\$10,000

REGIONAL 10-YEAR PLAN/PRIORITIES

Regional Transportation
Council

August 11, 2016



BACKGROUND

- In 2004, Category 2 funds were received through FY 2020
 - Category 2 Funds are used to implement mobility and capacity projects
 - Additional Category 2 funds have not been allocated to the region since that time.
- The Regional Transportation Council (RTC) programmed Category 2 funds by creating a 10-year project priorities map.
 - Staff proposes to follow a similar, but new performance-based process for selecting the next round of Category 2 funds.
- In June 2016, the Texas Transportation Commission (TTC) announced that new Category 2 funds would be allocated for FY 2017 to FY 2027.
 - Proposition 1 funds were previously placed into Category 2, for ease of implementation
 - Future Category 2 funds will include Proposition 1 and Proposition 7 allocations

HOUSE BILL (HB) 20 MPO REQUIREMENTS

HB 20, passed by the 84th Texas Legislature, required the Texas Department of Transportation (TxDOT) and Metropolitan Planning Organizations (MPOs) to:

- Develop a 10-year plan for the use of allocated funds
- Use performance based planning and project selection
- Develop criteria that consider:
 - Congestion
 - Safety
 - Economic development opportunities
 - Available funding
 - Effects on the environment, including air quality
 - Socioeconomic effects, including adverse health or environmental effects on minority or low-income neighborhoods
 - Any other factors deemed appropriate by the planning organization






PROPOSED 10-YEAR PLAN DEVELOPMENT PROCESS

1. Inventory and reassess projects from previous 10-year planning efforts (Electronic Item 9.1)
2. Coordinate with TxDOT Districts to assess project timing and estimated construction costs
3. Review the 2027 network year of Mobility 2040 (the current Metropolitan Transportation Plan (MTP)) to identify the next set of candidate priority projects
4. Review and refine performance measures used to develop Mobility 2040 for use in this effort
5. Develop draft map and project listing
6. Coordinate map with other entities selecting projects
7. Create a “system” of improvements
8. Financially constrain project listing/map of projects
9. Follow regular public involvement and committee approval process
10. Transmit final plan to TxDOT/TTC





RTC Priorities from 2004, 2008, 2010, and 2012

Current Status as of August 2016

DRAFT

-  Completed or Under Construction
-  Future Need - TxDOT/RTC Responsibility*
-  Future Need - CDA/NTTA Responsibility*
-  Fully Funded
-  Partially Funded

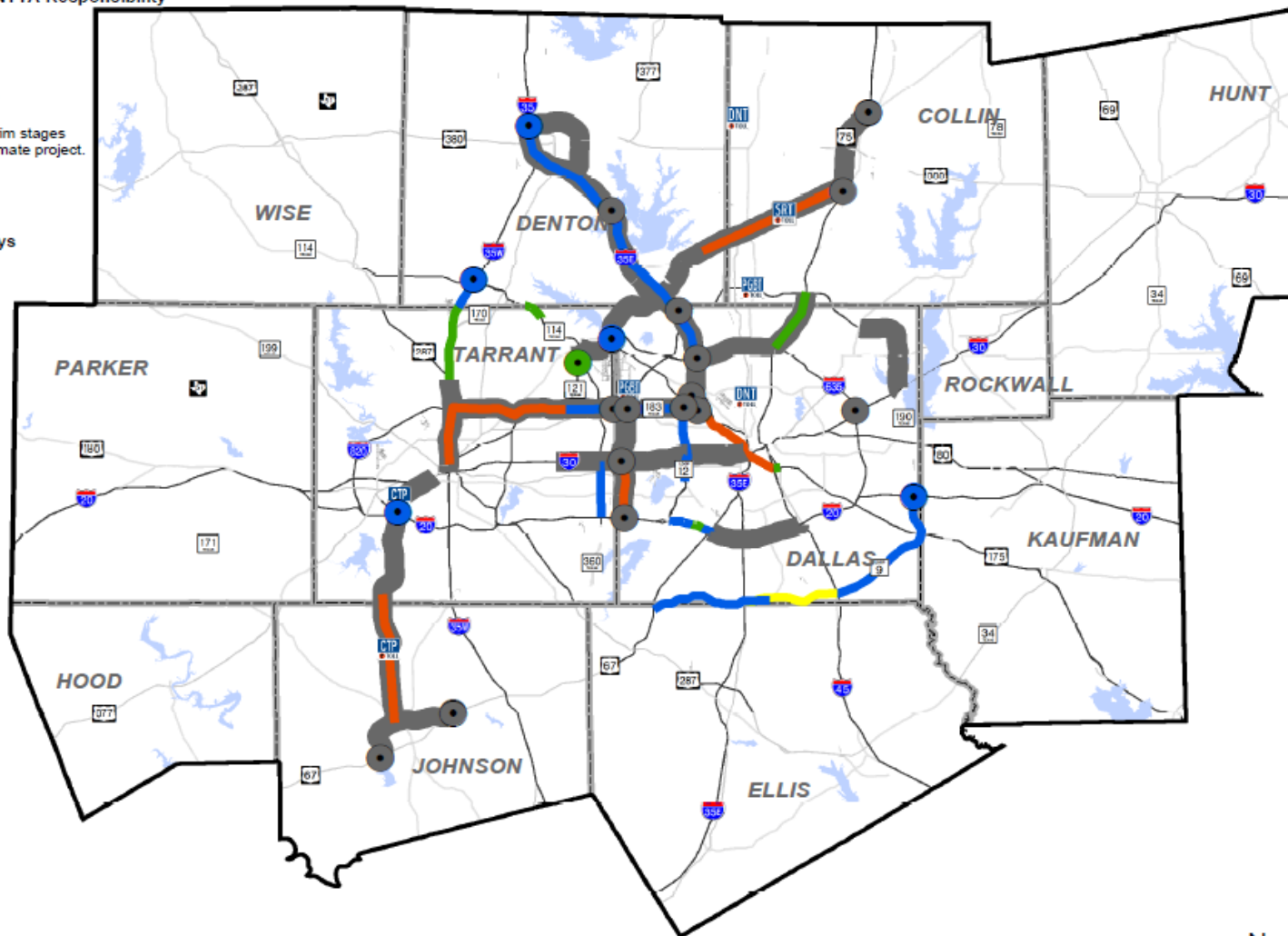
* If on the same roadway as a completed or under construction project, the completed/under construction portion refers to the interim stages and the future need portion refers to the ultimate project.

- Legend**
-  Freeways
 -  Other Highways / Roadways
 -  County Boundary
 -  Metropolitan Planning Area Boundary

Fort Worth CBD



Dallas CBD



PERFORMANCE MEASURES UNDER CONSIDERATION

- During the development of Mobility 2040, all limited access facilities in the region were evaluated using a technical, data-driven approach
- Performance measures were developed in response to MAP-21 national goals
- Scores were used to rank and prioritize improvements in Mobility 2040
- Staff proposes to use similar performance measures to prioritize improvements in response to the HB 20 10-year plan requirements

PERFORMANCE MEASURES UNDER CONSIDERATION, CONT.

- Below are the Mobility 2040 performance measures:

Performance Measure Criteria
Traffic Volume/Roadway Capacity
Speed
Crash Rate
Pavement Conditions
Basic Employment
Number of Trucks
Environmental Justice Index
Planning Status, Funding Availability, Constraints, and System Continuity

CONTACT/QUESTIONS?

MTP Coordination:

Dan Lamers, P.E.
Senior Program Manager
Ph: (817) 695-9263
dlamers@nctcog.org

Chad McKeown, AICP
Program Manager
Ph: (817) 695-9134
cmckeown@nctcog.org

Project Funding:

Christie J. Gotti
Senior Program Manager
Ph: (817) 608-2338
cgotti@nctcog.org

Adam Beckom, AICP
Principal Transportation Planner
Ph: (817) 608-2344
abeckom@nctcog.org

STATUS OF 2016 TRANSPORTATION CONFORMITY AND RECOMMENDED DESIGNATIONS FOR THE 2015 OZONE NAAQS

Regional Transportation Council

Chris Klaus, Senior Program Manager
August 11, 2016



2016 TRANSPORTATION CONFORMITY

Update

AGENCY	ACTION	DATE
STTC	Information – Mobility 2040 and 2016 Transportation Conformity	December 4, 2015
RTC	Information – Mobility 2040 and 2016 Transportation Conformity	January 14, 2016
NCTCOG	Public Meetings and Start of Public Comment Period on Mobility 2040 and 2016 Transportation Conformity	January-February 2016
STTC	Action – Endorsement of Mobility 2040 and 2016 Transportation Conformity	February 26, 2016
RTC	Action – Endorsement of Mobility 2040 and 2016 Transportation Conformity and End of Public Comment Period on Mobility 2040 and 2016 Transportation Conformity	March 10, 2016
EPA, FHWA, TCEQ, TxDOT	Begin 90 Day Partner Review of 2016 Transportation Conformity	March 11, 2016
EPA and TCEQ	US 67/IH 35E TCM Substitution Begins	March 22, 2016
NCTCOG	US 67/IH 35E TCM Substitution Public Comment Period Begins	April 11, 2016
STTC	Approve the RTC's Intent to Adopt a Resolution Indicating Concurrence on the TCM Substitution	April 22, 2016
NCTCOG	US 67/IH 35E TCM Substitution Public Comment Period Ends	May 10, 2016
RTC	Adopt a Resolution Approving TCM Substitution	May 12, 2016
EPA and TCEQ	Send TCM Substitution Concurrence Letters to FHWA, FTA, and TxDOT	Late May, 2016
STTC	Action – Endorsement of the 2016 Transportation Conformity for Mobility 2040 and Associated TIP, Incorporating the TCM Substitution	May 27, 2016
RTC	Action – Endorsement of the 2016 Transportation Conformity for Mobility 2040 and Associated TIP, Incorporating the TCM Substitution	June 16, 2016
US DOT	Estimated 2016 Transportation Conformity Determination	June 2016

2015 EIGHT-HOUR OZONE STANDARD

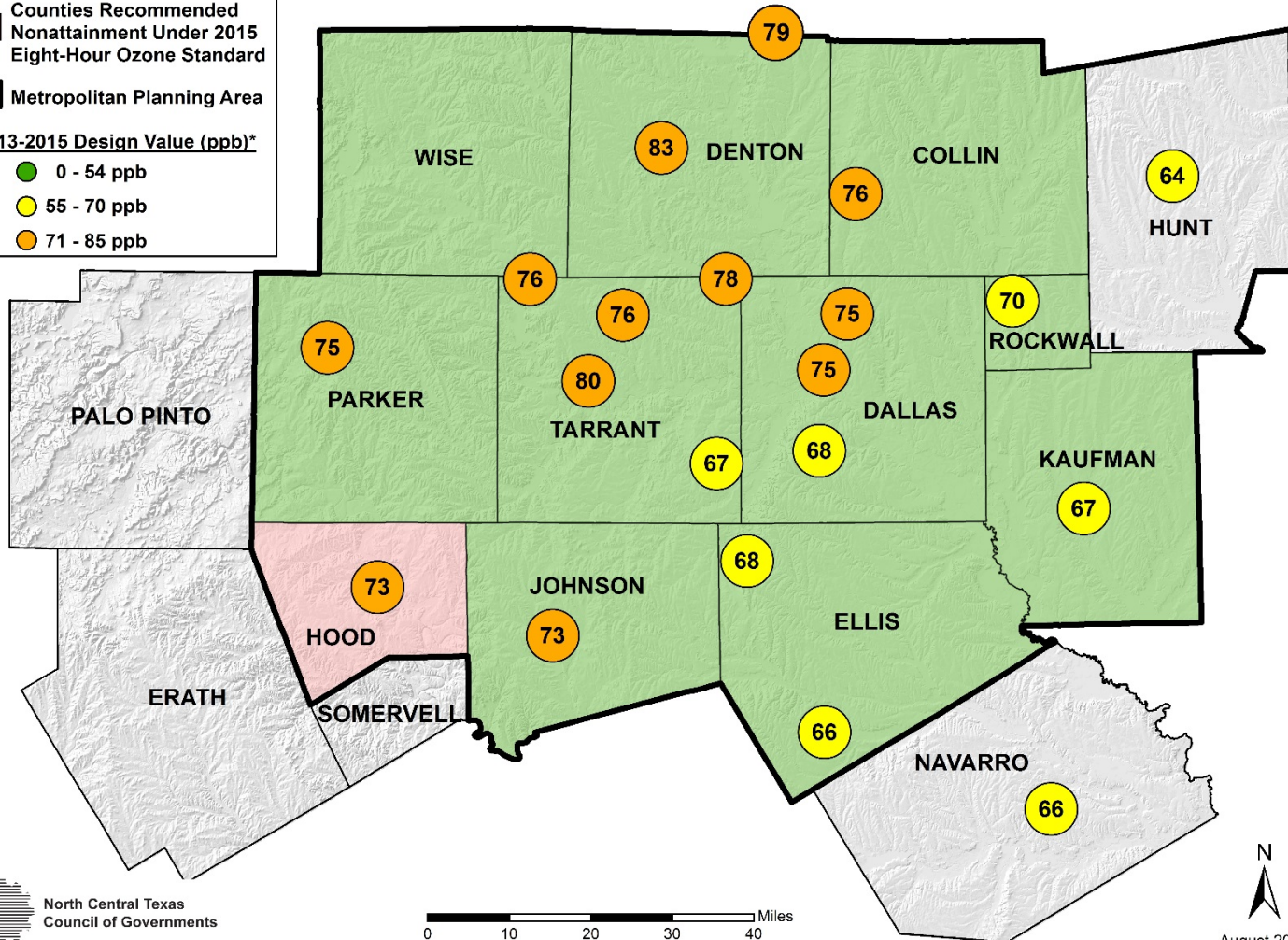

Nonattainment Recommendations (≤ 70 ppb)

TCEQ Commission Approval Addition of Hood County	August 3, 2016
State Recommendations Due to EPA	October 2016
EPA Final Nonattainment Designations	October 2017
Effective Date of Final Designations	December 2017
State Implementation Plan Due	December 2020
Attainment Date	Marginal – Extreme 2020 – 2037

Note: Dates are anticipated, and subject to change; <https://www.epa.gov/ozone-pollution/2015-ozone-naaqs-timelines>
ppb = parts per billion

2015 EIGHT-HOUR OZONE STANDARD

Nonattainment Recommendations (≤ 70 ppb)



FURTHER INFORMATION

Jenny Narvaez
Principal Air Quality Planner
jnarvaez@nctcog.org
817-608-2342

Jody Loza
Senior Air Quality Planner
jloza@nctcog.org
817-704-5609

NCTCOG Ozone Updates: www.nctcog.org/ozone