



North Central Texas Council of Governments

TO: NCTCOG Executive Board **DATE:** April 19, 2017
FROM: Mike Eastland
Executive Director
SUBJECT: Executive Board Meeting

The next meeting of the **NCTCOG Executive Board** will be:

DATE: April 27, 2017

Please RSVP to the Executive Director's office as soon as possible by email or call (817) 695-9100.

REGULAR BOARD MEETING

TIME: 12:00 noon – Lunch
12:45 p.m. – Executive Board Meeting

PLACE: NCTCOG Offices
Centerpoint II Conference Center
616 Six Flags Drive
Arlington, TX 76011
Transportation Council Room

President Smith hopes each of you will plan to attend this important meeting. I look forward to seeing you there!

ME:sc

North Central Texas Council of Governments

616 Six Flags Drive, Arlington, TX, 76011

EXECUTIVE BOARD AGENDA

April 27, 2017

12:45 P.M.

Executive Board

| | | |
|----------------------|------------------------|-----------------------|
| _____ Lissa Smith | _____ Kelly Allen Gray | _____ Ron Simmons |
| _____ Tom Lombard | _____ Clay Jenkins | _____ Ray Smith |
| _____ Kevin Strength | _____ Lee Kleinman | _____ Chris Watts |
| _____ John Horn | _____ Dan McClendon | _____ Glen Whitley |
| _____ Bruce Archer | _____ Bobbie Mitchell | _____ Kathryn Wilemon |
| _____ J. D. Clark | _____ Keith Self | _____ Bruce Wood |

Staff

| | | |
|---------------------|----------------------|------------------------|
| _____ Mike Eastland | _____ Edith Marvin | _____ Christy Williams |
| _____ Monte Mercer | _____ Michael Morris | _____ Lucille Johnson |
| _____ Tim Barbee | _____ David Setzer | _____ Stephanie Cecil |
| _____ Doni Green | _____ Molly McFadden | |

REGULAR SESSION

Call to order time: _____

Pledge to the United States and Texas Flags

ACTION:

| Motion/ Second | Item # | Name of Item |
|-------------------|--------|---|
| _____/____ | 1 | Approval of Minutes |
| _____/____ | 2 | Resolution to Accept and Approve the Quarterly Investment Report (Monte Mercer) |
| _____/____ | 3 | Resolution Authorizing a Contract with Gabriel, Roeder, Smith & Company for Other Post Employment Benefits Actuarial Valuations (Monte Mercer) |

___/___ 4 Resolution Authorizing Contract Amendment and New Contracts for Temporary Staffing Services (Monte Mercer)

___/___ 5 Resolution Approving Modifications to the FY2016 and FY2017 Unified Planning Work Program for Regional Transportation Planning (Michael Morris)

APPOINTMENTS:

___/___ 6 Appointments to the Regional Aging Advisory Committee (RAAC) (Doni Green)

STATUS REPORTS:

___/___ 7 Status Report on Public Education KnowWhat2Do Website Redesign and Development (Molly McFadden)

___/___ 8 Status Report - Presentation of 2017 Current Population Estimates (Tim Barbee)

___/___ 9 Status Report on Staff Appointment to the State's Vehicle Inspection Advisory Committee (Michael Morris)

___/___ 10 Status Report on Texoma Area Paratransit System (Michael Morris)

MISCELLANEOUS:

___/___ 11 Old and New Business

___/___ 12 Attendance & Calendar

Adjournment: _____

**NORTH CENTRAL TEXAS COUNCIL OF GOVERNMENTS
EXECUTIVE BOARD MEETING**

Minutes — **March 23, 2017**

Transportation Council Room

616 Six Flags Drive
Arlington, Texas

President Smith called the regular meeting of the North Central Texas Council of Governments Executive Board to order at 12:46 on March 23, 2017.

Members of the Board Present:

Lissa Smith – President, Mayor Pro Tem, City of Plano
Tom Lombard – Vice President, Councilmember, City of North Richland Hills
Kevin Strength – Secretary/Treasurer, Mayor, City of Waxahachie
John Horn – Past President, County Judge, Hunt County
J.D. Clark, County Judge, Wise County
Clay Jenkins, County Judge, Dallas County
Lee Kleinman, Councilmember, City of Dallas
Bobbie Mitchell, Commissioner, Denton County
Keith Self, County Judge, Collin County
Ray Smith, Mayor, City of Prosper
B. Glen Whitley, County Judge, Tarrant County
Kathryn Wilemon, Councilmember, City of Arlington
Bruce Wood, County Judge, Kaufman County

Members of the Board Absent:

Bruce Archer, Deputy Mayor Pro Tem, City of Mesquite
Kelly Allen Gray, Councilmember, City of Fort Worth
Dan McClendon, Mayor Pro Tem, City of Burleson
Ron Simmons, State Representative
Chris Watts, Mayor, City of Denton

Members of the Staff Present:

Mike Eastland, Executive Director
Monte Mercer, Deputy Executive Director
Michael Morris, Director of Transportation
David Setzer, Director of Workforce Development
Edith Marvin, Director of Environment and Development
Molly McFadden, Director of Emergency Preparedness
Christy Williams, Director of 9-1-1
Stephanie Cecil, Administrative Assistant, EDO
Dan Kessler, Assistant Director of Transportation
Ken Kirkpatrick, Transportation Counsel
Sara Harris, Senior Program Manager, Administration
Lori Clark, Principal Planner, Transportation
Donna Coggeshall, Manager, Research and Information Services
Heather Mazac, Compliance Legal Advisor, Administration
E.J. Harbin, Purchasing Manager, Administration

Visitors Present:

Tom McCarty, Sales Manager, GovPayNet

REGULAR SESSION

ACTION:

Item 1 Approval of Minutes

President Smith stated that the first item on the agenda was approval of the minutes from the March Board meeting.

Upon a Motion by Councilmember Lombard (seconded by Commissioner Mitchell), and unanimous vote of all members present, the Board approved the minutes of the March Executive Board meeting.

Item 2 Resolution Authorizing a Contract with SHI Government Solutions, Inc. to Provide Online Learning Content to the Region

Monte Mercer, Deputy Executive Director, explained that the contract with SHI Government Solutions, Inc., is for online learning content and related services, in an amount not to exceed \$150,000. Due to the volume of requests from program participants and interested parties in the initiative to provide online learning content through North Texas SHARE and the Training and Development Institute (TDI), NCTCOG intends to conduct a competitive procurement to secure long-term providers to offer choices to program participants. However, online learning content products are available immediately utilizing a State of Texas Department of Information Resources (DIR) contract with SHI Government Solutions, Inc. This contract will be used on an interim basis until final content providers are selected. NCTCOG serves as the conduit for payment between SHI Government Solutions, Inc. and participating entities and all costs are reimbursed from the participating entities.

Exhibit: 2017-03-02-AA

Upon a Motion by Commissioner Mitchell (seconded by Judge Horn), and unanimous vote of all members present, the Board approved the resolution as presented.

Item 3 Resolution Authorizing a Contract Amendment with Cornerstone OnDemand for HR Technology Services to Participating Governmental Entities

Monte Mercer, Deputy Executive Director, explained that due to the success of the North Texas SHARE cooperative purchasing program and the entities that have signed on plus those seeking approval to engage in the program, the program may exceed the current annual authorization. This contract amendment would remove the annual \$350,000 expenditure limitation, previously authorized by the Board, and establish a total not to exceed contract amount of \$1,050,000. NCTCOG serves as the conduit for payment between Cornerstone OnDemand and participating entities. All costs for services incurred under this contract are reimbursed to NCTCOG from the participating entities.

Exhibit: 2017-03-03-AA

Upon a Motion by Councilmember Kleinman (seconded by Councilmember Wilemon), and unanimous vote of all members present, the Board approved the resolution as presented.

Item 4 Resolutions Authorizing Grant Applications to the Department of Energy

Michael Morris, Director of Transportation, asked the Board to authorize the submittal of the following two grant applications to the US Department of Energy through the FY 2017 Vehicle Technologies Deployment Funding Opportunity. The funding is available for projects that accelerate the deployment and adoption of sustainable transportation technologies, including market-ready vehicles and alternative fuels and will support initiatives currently listed in the DFW Eight-Hour Ozone State Implementation Plan.

Area of Interest 1 of the funding opportunity encourages community-based partnerships among State and local governments and the private sector. The proposed project expands the use of electric vehicles through campus-based car sharing initiatives. This application will be submitted on behalf of a team of DOE-designated Clean Cities Coalitions, including Dallas-Fort Worth Clean Cities (DFWCC), and colleges and universities located in each participating Clean Cities region. NCTCOG will serve as the prime recipient and will receive between \$3,000,000 - \$5,000,000. Matching funds in an amount equal to or greater than the requested funds are

expected to be met through the value of vehicles, equipment, other resources, and contributions from industry and other project partners. In addition, staff will seek a commitment of \$50,000 in local funds from the Regional Transportation Council to support project start-up costs.

Area of Interest 2 of the program focuses on “living laboratory” projects that promote energy efficient mobility systems. In its capacity as Dallas-Fort Worth Clean Cities, NCTCOG has been invited to participate in a grant application being submitted by the New York State Energy Research and Development Authority (NYSERDA) and would receive approximately \$100,000 to implement a project that will deploy electric vehicles through multifamily residential car sharing programs in three regions, including North Central Texas. NCTCOG is not required to provide any matching funds.

Exhibit: 2017-03-04-TR

Upon a Motion by Councilmember Wilemon (seconded by Councilmember Kleinman), and unanimous vote of all members present, the Board approved the resolution as presented.

Item 5 Resolution Authorizing Agreement with the Dallas Area Rapid Transit for the Transit Related Improvement Program Funding Partnership

Michael Morris, Director of Transportation, asked the Board to authorize a funding partnership with Dallas Area Rapid Transit (DART) for assistance with the Transit Related Improvement Program (TRIP). He explained that this proposal, through an innovative funding exchange (similar to those with Denton County and the City of Dallas that created a pool of Regional Transportation Council (RTC) local funds) will increase the RTC/local pool of funds. As the existing RTC/Local pool balance has been spent down, NCTCOG staff has been seeking opportunities and potential partnerships to re-populate the account. Through this partnership, which was approved by the RTC in March, DART and the RTC will contribute/exchange local and federal funding in 2 phases, as follows. The local funds will increase the RTC/local pool and the federal funds will be used in the DART TRIP program.

- Phase 1, 2018-2020 - Total of 17M: \$7M in federal funds from RTC for \$10M in local funds from DART
- Phase 2, 2021-2025 - Total of 19M: \$9M in federal funds from RTC for \$10M in local funds from DART

Exhibit: 2017-03-05-TR

Upon a Motion by Councilmember Lombard (seconded by Mayor Strength), and unanimous vote of all members present, the Board approved the resolution as presented.

APPOINTMENTS:

Item 6 Appointment to the Emergency Preparedness Planning Council (EPPC)

Molly McFadden, Director of Emergency Preparedness, recommended the appointment of Mike Korbuly, Councilmember from the Town of Prosper, to fill a vacancy on the Emergency Preparedness Planning Council.

Upon a Motion by Judge Self (seconded by Commissioner Mitchell), and unanimous vote of all members present, the Board approved the resolution as presented.

STATUS REPORTS:

Item 7 Status Report on North Texas SHARE Shared Services Program

Monte Mercer, Deputy Executive Director, explained the concept model for the North Texas SHARE program, which works to provide regional solutions across all program areas and involves strategic partnerships to maximize the efficiencies of cooperative procurement efforts across industries. He provided an overview of all shared services available through the North Texas SHARE program, including:

- Electronic Warrant Payment (EWP)
- Cornerstone OnDemand
- Pavement Management
- Other Post Employment Benefits (OPEB)
- Early Childhood Curriculum
- Flood Warning Detection Software

Item 8 Status Report on Countywide Watershed Management Roundtable

Edith Marvin, Director of Environment and Development, explained that efforts are currently underway in various counties to update watershed management practices. Knowing that there would be a benefit for members to gain an understanding of the current variety of watershed management practices utilized throughout our region, NCTCOG conducted a survey and hosted a Countywide Watershed Management Roundtable on March 14, 2017. The purpose of this roundtable was to share knowledge of county watershed regulations currently practiced in the region and what is allowable for counties under current legislation. The roundtable also explored the possibility of consistent standards that would be regionally beneficial and the tools necessary to achieve consistency of those standards. NCTCOG has begun to capture the feedback from the Roundtable in a draft resolution that lists the desired standards as a menu of options to be chosen from and, if desired, adopted by counties. This draft resolution will be presented to the Board for consideration in April. If adopted, it will be distributed to counties and presented at a summit of judges and district attorneys to be held in early summer.

Item 9 Status Report on Update to the North Central Texas Council of Governments Regional Demographic Forecast

Michael Morris, Director of Transportation, told the Board that NCTCOG has the responsibility of creating long-range, small-area demographic forecasts for use in infrastructure planning in North Central Texas. He explained that work has begun on the development of forecasts extending to the year 2045, in part to support the upcoming preparation of *Mobility 2045: The Metropolitan Transportation Plan for North Central Texas* and the corresponding Air Quality Conformity Analysis. NCTCOG's Transportation Department provides the majority of the funding for this effort in support of the Mobility Plan. Development of the forecasts is a joint effort between the Transportation and Research and Information Services Departments.

Exhibit: 2017-03-09-TR

Item 10 Status Report on the Upcoming Regional Response Summit

Molly McFadden, Director of Emergency Preparedness, announced the Regional Response Summit to be held on July 19 & 20 at the Ruthe Jackson Center in Grand Prairie, TX, and asked the Board members to save the date. She explained that the recent *Big X Regional Response Exercise After Actions Report and Improvement Plan* (AAR/IP) identified the need to increase integrated response efforts and education. Additionally, the NCT THIRA identified the need for the integrated efforts of both public and private stakeholders; the core capability of Public and Private Services and Resources and the use of governmental, nongovernmental and private-sector resources in the initial response phase of an incident. The regional response summit will directly support these gaps from the AAR/IP and THIRA by providing a platform to inform and educate all specialized teams, emergency managers, and responders.

Item 11 Announcement of the President's 2017-18 Executive Board Nominating Committee

President Smith explained that new officers and Directors for NCTCOG's 2017-18 Executive Board will be elected at the Annual General Assembly Meeting on Friday, June 16, 2017. She told the Board that it has been customary for the current President to serve as Chairman of the Nominating Committee, along with several of NCTCOG's past presidents. She presented the 2017-18 Nominating Committee, which will qualify prospective nominees and prepare a slate to be submitted to the General Assembly.

MISCELLANEOUS:

Item 12 Old and New Business

There was no old or new Business.

Item 13 Attendance & Calendar

The Board was provided with a Calendar of meeting and a record of Attendance.

There being no other business, President Smith adjourned the meeting.

Approved by:

Checked by:

Lissa Smith
President, North Central Texas Council of Governments
Mayor Pro Tem, City of Plano

Mike Eastland, Executive Director
North Central Texas Council of Governments



North Central Texas Council of Governments

Item 2

Exhibit: 2017-04-02-AA

MEETING DATE: April 27, 2017

FROM: Monte Mercer
Deputy Executive Director

SUBJECT: Resolution to Accept and Approve the Quarterly Investment Report

An Investment Report, as required by the Investment Policy, is submitted for management and Executive Board review. This Investment Report provides information on the investment activity for the quarter ended March 31, 2017.

The following schedule, which complies with NCTCOG's Investment Policy and the Public Funds Investment Act, shows the average rate of return, cumulative transactions, beginning and ending balances for this quarter.

In addition, a supplementary schedule regarding the State's investment activity of the Regional Toll Revenue funds as well as the NTTA Hwy 161 funds has been provided. I will be available at the Board meeting to answer any questions.

MM/jw

RESOLUTION TO ACCEPT AND APPROVE THE QUARTERLY INVESTMENT REPORT

WHEREAS, the North Central Texas Council of Governments' Quarterly Investment Report for the quarter ended March 31, 2017 is hereby submitted in accordance with the Public Funds Investment Act; and,

WHEREAS, the Executive Board has reviewed the document and finds it to be in compliance with the Act.

NOW, THEREFORE, BE IT HEREBY RESOLVED THAT:

Section 1. The North Central Texas Council of Governments Executive Board hereby accepts the Quarterly Investment Report for the quarter ended March 31, 2017.

Section 2. This resolution shall be in effect immediately upon its adoption.

Lissa Smith, President
North Central Texas Council of Governments
Mayor Pro-Tem, City of Plano

I hereby certify that this resolution was adopted by the Executive Board of the North Central Texas Council of Governments on April 27, 2017.

Kevin Strength, Secretary-Treasurer
North Central Texas Council of Governments
Mayor, City of Waxahachie

NCTCOG Quarterly Investment Report
Fiscal Year 2017 Quarter 2
Ended 3-31-2017

Investment Portfolio Detail
by Fund

| Description | Account # | Program | Beginning | | | | | |
|-----------------------------|---------------|---------------------------------------|-------------------------|-------------------------|---------------------------|---------------------|-------------------------|----------------|
| | | | Balance | Deposits | Withdrawals | Interest | Ending Balance | % of Total |
| TexPool | 2200400001 | General Operating | \$ 7,730,121.17 | \$ 16,534,672.17 | \$ (17,313,835.01) | \$ 6,868.63 | \$ 6,957,826.96 | 10.02% |
| Logic | 756049012-001 | General Operating | 441.41 | - | - | 1.00 | 442.41 | 0.00% |
| TexStar | 1111-000 | General Operating | 6,168,396.90 | 1,451,674.07 | - | 8,981.13 | 7,629,052.10 | 10.98% |
| General Fund | | | \$ 13,898,959.48 | \$ 17,986,346.24 | \$ (17,313,835.01) | \$ 15,850.76 | \$ 14,587,321.47 | 21.00% |
| TexPool | 2200400002 | Solid Waste | \$ 1,765,871.25 | - | (165,906.42) | 2,474.60 | \$ 1,602,439.43 | 2.31% |
| TexPool | 2200400005 | Air Check Texas | 18,616,747.88 | 8,554,249.00 | (1,718,775.97) | 36,731.17 | 25,488,952.08 | 36.69% |
| TexPool | 2200400005 | 9-1-1 Operating | 2,611,761.34 | 1,389,333.00 | (1,620,876.78) | 3,533.28 | 2,383,750.84 | 3.43% |
| TexPool | 2200400007 | Transportation Revenue Center 5 Funds | 12,641,190.66 | 1,120,253.01 | - | 18,056.67 | 13,779,500.34 | 19.84% |
| TexStar | 2100999 | Exchange Funds Principal Pooled | 8,172,458.96 | - | (1,463,060.31) | 11,386.24 | 6,720,784.89 | 9.67% |
| TexStar | 3100999 | Exchange Funds Earnings Pooled | 4,884,873.46 | 11,386.24 | - | 6,944.89 | 4,903,204.59 | 7.06% |
| Special Revenue Fund | | | \$ 48,692,903.55 | \$ 11,075,221.25 | \$ (4,968,619.48) | \$ 79,126.85 | \$ 54,878,632.17 | 79.00% |
| Total | | | \$ 62,591,863.03 | \$ 29,061,567.49 | \$ (22,282,454.49) | \$ 94,977.61 | \$ 69,465,953.64 | 100.00% |

Investment Portfolio Detail
by Investment Type

| Description | Account # | Program | Beginning | | | | | |
|----------------|--------------|---------------------------------------|-------------------------|-------------------------|---------------------------|---------------------|-------------------------|----------------|
| | | | Balance | Deposits | Withdrawals | Interest | Ending Balance | % of Total |
| TexPool | 2200400001 | General Operating | \$ 7,730,121.17 | \$ 16,534,672.17 | \$ (17,313,835.01) | \$ 6,868.63 | \$ 6,957,826.96 | 10.02% |
| TexPool | 2200400002 | Solid Waste | 1,765,871.25 | - | (165,906.42) | 2,474.60 | 1,602,439.43 | 2.31% |
| TexPool | 2200400004 | Air Check Texas | 18,616,747.88 | 8,554,249.00 | (1,718,775.97) | 36,731.17 | 25,488,952.08 | 36.69% |
| TexPool | 2200400005 | 9-1-1 Operating | 2,611,761.34 | 1,389,333.00 | (1,620,876.78) | 3,533.28 | 2,383,750.84 | 3.43% |
| TexPool | 2200400007 | Transportation Revenue Center 5 Funds | 12,641,190.66 | 1,120,253.01 | - | 18,056.67 | 13,779,500.34 | 19.84% |
| TexPool | | | \$ 43,365,692.30 | \$ 27,598,507.18 | \$ (20,819,394.18) | \$ 67,664.35 | \$ 50,212,469.65 | 72.28% |
| Logic | 756049012001 | General Operating | \$ 441.41 | \$ - | - | \$ 1.00 | \$ 442.41 | 0.00% |
| TexStar | 1111000 | General Operating | \$ 6,168,396.90 | 1,451,674.07 | - | 8,981.13 | \$ 7,629,052.10 | 10.98% |
| TexStar | 2100999 | Exchange Funds Principal Pooled | 8,172,458.96 | - | (1,463,060.31) | 11,386.24 | 6,720,784.89 | 9.67% |
| TexStar | 3100999 | Exchange Funds Earnings Pooled | 4,884,873.46 | 11,386.24 | - | 6,944.89 | 4,903,204.59 | 7.06% |
| TexStar | | | \$ 19,225,729.32 | \$ 1,463,060.31 | \$ (1,463,060.31) | \$ 27,312.26 | \$ 19,253,041.58 | 27.72% |
| Total | | | \$ 62,591,863.03 | \$ 29,061,567.49 | \$ (22,282,454.49) | \$ 94,977.61 | \$ 69,465,953.64 | 100.00% |

NCTCOG Quarterly Investment Report
Fiscal Year 2017 Quarter 2
Ended 3-31-2017

Investment Portfolio Summary

| Description | Beginning | | Withdrawals | Interest | Ending Balance | % of Total |
|-----------------|-------------------------|-------------------------|---------------------------|---------------------|-------------------------|----------------|
| | Balance | Deposits | | | | |
| General Fund | \$ 13,898,959.48 | \$ 17,986,346.24 | \$ (17,313,835.01) | \$ 15,850.76 | \$ 14,587,321.47 | 21.00% |
| Special Revenue | 48,692,903.55 | 11,075,221.25 | (4,968,619.48) | 79,126.85 | 54,878,632.17 | 79.00% |
| Total | \$ 62,591,863.03 | \$ 29,061,567.49 | \$ (22,282,454.49) | \$ 94,977.61 | \$ 69,465,953.64 | 100.00% |

Fiscal Year 2017 to Date

| Pool Description | Beginning | | Withdrawals | Interest | Ending Balance | % of Total |
|------------------|-------------------------|-------------------------|---------------------------|----------------------|-------------------------|----------------|
| | Balance | Deposits | | | | |
| TexPool | \$ 36,078,674.86 | \$ 48,139,676.82 | \$ (34,110,563.82) | \$ 104,681.79 | \$ 50,212,469.65 | 72.28% |
| Logic | 440.49 | - | - | 1.92 | 442.41 | 0.00% |
| TexStar | 20,204,036.65 | 2,153,035.14 | (3,153,035.14) | 49,004.93 | 19,253,041.58 | 27.72% |
| Total | \$ 56,283,152.00 | \$ 50,292,711.96 | \$ (37,263,598.96) | \$ 153,688.64 | \$ 69,465,953.64 | 100.00% |

Year to Date Interest

| Pool Description | Fiscal Year 2017 | | | Fiscal Year 2016 | | |
|------------------|---------------------|----------------------|----------------------|--------------------|---------------------|---------------------|
| | General Fund | Special Revenue | Total | General Fund | Special Revenue | Total |
| | TexPool | \$ 11,740.33 | \$ 92,941.46 | \$ 104,681.79 | \$ 3,050.67 | \$ 33,901.12 |
| Logic | 1.92 | - | 1.92 | 0.77 | - | 0.77 |
| TexStar | 16,872.68 | 32,132.25 | 49,004.93 | 6,876.52 | 17,103.16 | 23,979.68 |
| Total | \$ 28,614.93 | \$ 125,073.71 | \$ 153,688.64 | \$ 9,927.96 | \$ 51,004.28 | \$ 60,932.24 |

Interest Rate Averages

| Rate Description | March-2017 | March-2016 | FY 2017 Qtr 2 | FY 2016 Qtr 2 | FY 2017 thru March-2017 | FY 2016 thru March-2016 |
|------------------|---------------|------------|---------------|---------------|----------------------------|----------------------------|
| | 90 Day T-Bill | 0.7400% | 0.2900% | 0.5900% | 0.2867% | 0.5100% |
| TexPool | 0.6222% | 0.3273% | 0.5733% | 0.2986% | 0.4931% | 0.2149% |
| Logic | 1.0089% | 0.5206% | 0.9816% | 0.4650% | 0.9119% | 0.3259% |
| TexStar | 0.6269% | 0.3450% | 0.5751% | 0.3103% | 0.5069% | 0.2239% |

All funds are invested in investment pools whose book and market value are the same.

Regional Toll Revenue (RTR) Supplementary Report ⁽¹⁾
Fiscal Year 2017 Quarter 2
Thru 2-28-2017

Investment Balances Summary

This Month

| Fund Description | Beginning Balance | Deposits | Withdrawals | Interest | Ending Balance | % of Total |
|-------------------------|--------------------------|----------------------|---------------------------|----------------------|--------------------------|-------------------|
| RTR | \$ 494,978,293.48 | \$ - | \$ (26,625,520.03) | \$ 438,468.67 | \$ 468,791,242.12 | 57.23% |
| RTR-REVOLVING FUND | 300,260,539.20 | 639,070.01 | (104,500.60) | 263,844.43 | 301,058,953.04 | 36.75% |
| SH161 FUNDS | 34,144,806.22 | - | 660,556.09 | 30,205.48 | 34,835,567.79 | 4.25% |
| SH162 FUNDS | 14,118,229.18 | - | 320,536.30 | 12,420.78 | 14,451,186.26 | 1.76% |
| Total | \$ 843,501,868.08 | \$ 639,070.01 | \$ (25,748,928.24) | \$ 744,939.36 | \$ 819,136,949.21 | 100.00% |

This Quarter

| Fund Description | Beginning Balance | Deposits | Withdrawals | Interest | Ending Balance | % of Total |
|-------------------------|--------------------------|------------------------|---------------------------|------------------------|--------------------------|-------------------|
| RTR | \$ 520,337,861.64 | \$ - | \$ (52,449,157.82) | \$ 902,538.30 | \$ 468,791,242.12 | 57.23% |
| RTR-REVOLVING FUND | 304,825,682.82 | 1,276,859.49 | (5,568,722.22) | 525,132.95 | 301,058,953.04 | 36.75% |
| SH161 FUNDS | 37,138,041.56 | - | (2,364,858.07) | 62,384.30 | 34,835,567.79 | 4.25% |
| SH162 FUNDS | 14,328,915.82 | - | 97,457.40 | 24,813.04 | 14,451,186.26 | 1.76% |
| Total | \$ 876,630,501.84 | \$ 1,276,859.49 | \$ (60,285,280.71) | \$ 1,514,868.59 | \$ 819,136,949.21 | 100.00% |

Last Quarter

| Fund Description | Beginning Balance | Deposits | Withdrawals | Interest | Ending Balance | % of Total |
|-------------------------|--------------------------|-------------------------|----------------------------|------------------------|--------------------------|-------------------|
| RTR | \$ 617,507,110.32 | \$ 8,000,000.00 | \$ (106,505,853.64) | \$ 1,336,604.96 | 520,337,861.64 | 59.36% |
| RTR-REVOLVING FUND | 306,277,010.37 | 2,745,599.76 | (4,726,691.20) | 529,763.89 | 304,825,682.82 | 34.77% |
| SH161 FUNDS | 37,790,508.34 | - | (736,657.31) | 84,190.53 | 37,138,041.56 | 4.24% |
| SH162 FUNDS | 14,636,569.08 | - | (340,163.37) | 32,510.11 | 14,328,915.82 | 1.63% |
| Total | \$ 976,211,198.11 | \$ 10,745,599.76 | \$ (112,309,365.52) | \$ 1,983,069.49 | \$ 876,630,501.84 | 100.00% |

⁽¹⁾ All funds are invested by the Texas Treasury Safekeeping Trust Company; interest earned in the current month is credited in the following month

Regional Toll Revenue (RTR) Supplementary Report ⁽¹⁾
Fiscal Year 2017 Quarter 2
Thru 2-28-2017

Investment Balances Summary

Fiscal Year 2017 to Date

| Fund Description | Beginning Balance | Deposits | Withdrawals | Interest | Ending Balance | % of Total |
|-------------------------|--------------------------|-------------------------|----------------------------|------------------------|--------------------------|-------------------|
| RTR | \$ 617,507,110.32 | \$ 8,000,000.00 | \$ (158,955,011.46) | \$ 2,239,143.26 | \$ 468,791,242.12 | 57.23% |
| RTR-REVOLVING FUND | 306,277,010.37 | 4,022,459.25 | (10,295,413.42) | 1,054,896.84 | 301,058,953.04 | 36.75% |
| SH161 FUNDS | 37,790,508.34 | - | (3,101,515.38) | 146,574.83 | 34,835,567.79 | 4.25% |
| SH162 FUNDS | 14,636,569.08 | - | (242,705.97) | 57,323.15 | 14,451,186.26 | 1.76% |
| Total | \$ 976,211,198.11 | \$ 12,022,459.25 | \$ (172,594,646.23) | \$ 3,497,938.08 | \$ 819,136,949.21 | 100.00% |

Inception to Date

| Fund Description | Beginning Balance | Deposits | Withdrawals | Interest | Ending Balance | % of Total |
|-------------------------|--------------------------|----------------------------|------------------------------|--------------------------|--------------------------|-------------------|
| RTR | \$ - | \$ 2,539,375,254.23 | \$ (2,270,767,704.77) | \$ 200,183,692.66 | \$ 468,791,242.12 | 57.23% |
| RTR-REVOLVING FUND | - | 1,040,809,815.50 | (790,591,976.65) | 50,841,114.19 | 301,058,953.04 | 36.75% |
| SH161 FUNDS | - | 151,138,798.05 | (119,180,732.15) | 2,877,501.89 | 34,835,567.79 | 4.25% |
| SH162 FUNDS | - | 50,112,515.52 | (36,582,491.48) | 921,162.22 | 14,451,186.26 | 1.76% |
| Total | \$ - | \$ 3,781,436,383.30 | \$ (3,217,122,905.05) | \$ 254,823,470.96 | \$ 819,136,949.21 | 100.00% |

Interest Rate Averages

| Rate Description | February-2017 | | February-2016 | | FY 2017 thru February-2017 | | FY 2016 thru February-2016 | |
|-------------------------|----------------------|----------------------|---|---|-----------------------------------|-----------------------------------|-----------------------------------|-----------------------------------|
| | February-2017 | February-2016 | FY 2017 Qtr 2 thru February-2017 | FY 2016 Qtr 2 thru February-2016 | FY 2017 thru February-2017 | FY 2016 thru February-2016 | FY 2017 thru February-2017 | FY 2016 thru February-2016 |
| 90 Day T-Bill | 0.5200% | 0.3100% | 0.5150% | 0.2850% | 0.4640% | 0.1880% | 0.4640% | 0.1880% |
| TexPool | 0.5591% | 0.3010% | 0.5488% | 0.2842% | 0.4672% | 0.1924% | 0.4672% | 0.1924% |
| Logic | 0.9716% | 0.4823% | 0.9679% | 0.4373% | 0.8925% | 0.2870% | 0.8925% | 0.2870% |
| TexStar | 0.5533% | 0.3147% | 0.5493% | 0.2930% | 0.4829% | 0.1996% | 0.4829% | 0.1996% |
| State Comptroller | 1.1154% | 0.8068% | 1.0752% | 0.7555% | 0.9980% | 0.6599% | 0.9980% | 0.6599% |

⁽¹⁾ All funds are invested by the Texas Treasury Safekeeping Trust Company; interest earned in the current month is credited in the following month



North Central Texas Council of Governments

Item 3

Exhibit: 2017-04-03-AA

MEETING DATE: April 27, 2017

FROM: Monte Mercer
Deputy Executive Director

SUBJECT: Resolution Authorizing a Contract with Gabriel, Roeder, Smith & Company
for Other Post Employment Benefits Actuarial Valuations

The North Central Texas Council of Governments (NCTCOG) has completed a procurement effort in order to provide shared service pricing for Other Post Employment Benefits (OPEB) Actuarial Valuations. NCTCOG procured and awarded its first actuarial shared services contract in 2006 in response to the issuance of Governmental Accounting Standards Board (GASB) Statements 43 (plans) and 45 (employers) requiring state and local governments to report the actuarial liabilities and costs of their “other post employment benefits” which is comprised primarily of retiree health care commitments. Since that time, the original contract has been amended and renewed and the number of participating entities has grown to 114 during the latest two-year valuation period.

With the issuance of GASB Statements 74 (plans) and 75 (employers), the level of actuarial effort and the complexity of financial reporting for employers has increased significantly. As a result, NCTCOG issued RFP # NCT-2017-02, Other Post Employment Benefits Actuarial Valuations, on January 4, 2017, to receive qualified responses from service providers. NCTCOG received eight (8) responses by the end of the solicitation period, February 20, 2017.

The Selection Committee was made up of six (6) reviewers, all of whom are finance and city management staff within cities that represent entities of various sizes. Upon receipt of responses, the Selection Committee performed a technical evaluation, including conducting interviews with three (3) finalists. After careful consideration, the selection committee was in agreement to recommend awarding the master contract to Gabriel, Roeder, Smith & Company (GRS) for an initial term of six (6) years, with the option of two (2), two (2) year renewals, for a total contract term of ten (10) years. This allows time for a minimum of three (3) valuations if an entity selects services on a biennial schedule.

A draft resolution authorizing a contract with Gabriel, Roeder, Smith & Company for OPEB Actuarial Valuations is attached for Executive Board consideration. If approved, the contract will be made available to participating entities in NCTCOG’s North Texas SHARE Cooperative Purchasing Program.

I will be available to respond to any questions the Board members may have.

**RESOLUTION AUTHORIZING A CONTRACT WITH GABRIEL, ROEDER, SMITH & COMPANY
FOR OTHER POST EMPLOYMENT BENEFITS ACTUARIAL VALUATIONS**

WHEREAS, the North Central Texas Council of Governments (NCTCOG) is a Texas political subdivision and non-profit corporation organized and operating under Texas Local Government Code Chapter 391 as the regional planning commission for the 16-county North Central Texas region; and,

WHEREAS, NCTCOG is a voluntary association of, by and for local governments established to assist in planning for common needs, cooperating for mutual benefit, and coordinating for sound regional development; and,

WHEREAS, NCTCOG created North Texas SHARE, a cooperative purchasing program with the purpose of procuring goods and services on behalf of our members; and,

WHEREAS, NCTCOG awarded its first actuarial shared services contract in 2006 in response to the issuance of Governmental Accounting Standards Board (GASB) Statements 43 and 45 requiring state and local governments to report the actuarial liabilities and costs of their "other post-employment benefits" (OPEB) which is comprised primarily of retiree health care commitments; and,

WHEREAS, in response to the issuance of GASB Statements 74 and 75, NCTCOG issued a Request for Proposals (RFP) for Other Post Employment Benefits Actuarial Valuations on January 4, 2017, and received eight (8) responses by the February 20, 2017, deadline; and,

WHEREAS, a Selection Committee composed of finance and city management staff from throughout the state evaluated and recommends award of contracts to Gabriel, Roeder, Smith & Company for an initial six (6) year term with the option for two (2) additional two (2) year renewals; and,

WHEREAS, this contract is intended to be used by North Texas SHARE participants as part of its cooperative purchasing program; and,

WHEREAS, NCTCOG has complied with federal and state regulations regarding contract and procurement proceedings.

NOW THEREFORE BE IT RESOLVED THAT:

Section 1. A contract between NCTCOG and Gabriel, Roeder, Smith & Company, for other post employment benefits actuarial valuations, be and is hereby approved.

Section 2. The Executive Director or designee is authorized to execute contractual agreements necessary to carry out this program, including agreements with member governments and other entities wishing to participate in NCTCOG's North Texas SHARE Program, in the name of the North Central Texas Council of Governments.

Section 3. This resolution be in effect immediately upon its adoption.

Lissa Smith, President
North Central Texas Council of Governments
Mayor Pro-Tem, City of Plano

I hereby certify that this resolution was adopted by the Executive Board of the North Central Texas Council of Governments on April 27, 2017.

Kevin Strength, Secretary-Treasurer
North Central Texas Council of Governments
Mayor, City of Waxahachie



North Central Texas Council of Governments

Item 4

Exhibit: 2017-04-04-AA

MEETING DATE: April 27, 2017

FROM: Monte Mercer
Deputy Executive Director

SUBJECT: Resolution Authorizing Contract Amendment and New Contracts for
Temporary Staffing Services

The North Central Texas Council of Governments (NCTCOG) utilizes temporary staffing services from time to time to meet its business needs. These engagements have primarily been technology related and utilized for defined-term and/or special projects, but occasionally include administrative/clerical positions. NCTCOG has found that the ability to observe a person's skills, knowledge and experience in the work-environment has proven effective in subsequent recruitment activities.

In August 2016, the NCTCOG Executive Board authorized a contract with Robert Half International, Inc. (Half), for continued use of its temporary staffing services for FY 2016 and FY 2017 for an amount not to exceed \$200,000. The primary purpose for the resolution was to allow use of a temporary staff person via Half to assist NCTCOG staff with specific technology projects.

In order to continue to utilize the temporary staff person through the end of their commitment with Half, and avoid paying high conversions fees, we anticipate exceeding the current authorization of \$200,000 by an amount totaling \$20,000. As a result, NCTCOG staff is requesting an increase in the original \$200,000 authorization to an amount not to exceed \$220,000, to pay Half for services provided through the remainder of FY 2017.

Additionally, in December 2015, the NCTCOG Executive Board authorized contracts with six (6) temporary staffing agencies, in addition to Half, for use by NCTCOG and North Texas SHARE participants. Due to the favorable terms negotiated through that procurement process, staff is requesting authorization to contract with these agencies (Abacus Service Corp., Ad-A- Staff, Apple One, Matrix Resources, Superior Group, and U.S. Technical Solutions) during FY 2017 for temporary staffing services in a total amount not to exceed \$250,000.

A draft resolution authorizing a contract amendment with Robert Half International, Inc., to increase the total not to exceed contract amount from \$200,000 to \$220,000 and also authorizing contracts with six (6) temporary staffing agencies in a total amount not to exceed \$250,000, is attached for Executive Board consideration.

I will provide a brief presentation on this item and be available to answer any questions prior to requesting Board approval.

**RESOLUTION AUTHORIZING CONTRACT AMENDMENT AND NEW CONTRACTS FOR
TEMPORARY STAFFING SERVICES**

WHEREAS, the North Central Texas Council of Governments (NCTCOG) is a Texas political subdivision and non-profit corporation organized and operating under Texas Local Government Code Chapter 391 as the regional planning commission for the 16-county North Central Texas region; and,

WHEREAS, NCTCOG is a voluntary association of, by and for local governments established to assist in planning for common needs, cooperating for mutual benefit, and coordinating for sound regional development; and,

WHEREAS, NCTCOG occasionally utilizes temporary staffing services to meet its immediate business needs; and,

WHEREAS, the NCTCOG Executive Board authorized a contract with Robert Half International, Inc., for temporary staffing services during fiscal years (FY) 2016 and 2017 in an amount not to exceed \$200,000; and,

WHEREAS, in order to continue utilizing a specific temporary staff resource and avoid paying high conversion fees, staff requests authorization to amend the maximum contract value to \$220,000; and,

WHEREAS, additionally NCTCOG staff recommends authorization to utilize temporary staffing contracts for FY 2017 with six (6) vendors that NCTCOG procured and makes available through North Texas SHARE to participating governmental entities in a total not to exceed amount of \$250,000; and,

WHEREAS, NCTCOG has complied with federal and state regulations regarding contracting and procurement.

NOW, THEREFORE, BE IT HEREBY RESOLVED THAT:

- Section 1.** A contract amendment with Robert Half International, Inc., increasing the total not to exceed contract amount to \$220,000, be and is hereby approved.
- Section 2.** Contracts between NCTCOG and Abacus Service Corp., Ad-A-Staff, Apple One, Matrix Resources, Superior Group, and U.S. Technical Solutions for temporary staffing services, in a cumulative FY 2017 amount not to exceed \$250,000, be and are hereby approved.
- Section 3.** The Executive Director or designee is authorized to execute contractual agreements necessary to carry out this program, in the name of the North Central Texas Council of Governments.
- Section 4.** This resolution shall be in effect immediately upon its adoption.

Lissa Smith, President
North Central Texas Council of Governments
Mayor Pro Tem, City of Plano

I hereby certify that this resolution was adopted by the Executive Board of the North Central Texas Council of Governments on April 27, 2017.

Kevin Strength, Secretary-Treasurer
North Central Texas Council of Governments
Mayor, City of Waxahachie



North Central Texas Council of Governments

Item 5

Exhibit: 2017-04-05-TR

MEETING DATE: April 27, 2017

FROM: Michael Morris, P.E.
Director of Transportation

SUBJECT: Resolution Approving Modifications to the FY2016 and FY2017 Unified Planning Work Program for Regional Transportation Planning

The Unified Planning Work Program for Regional Transportation Planning (UPWP) is required by federal and State transportation planning regulations and provides a summary of the transportation and related air quality planning tasks to be conducted by Metropolitan Planning Organization (MPO) staff. The FY2016 and FY2017 UPWP identifies the activities to be carried out between October 1, 2015, and September 30, 2017.

Listed below, and in the following attachment, are proposed modifications to the FY2016 and FY2017 UPWP. Included in these amendments are new initiatives, updates to existing projects, and funding adjustments. The proposed modifications were presented to the public at the March 13, 15, and 20, 2017, public meetings. No public comments were received. The Regional Transportation Council took action to approve the modifications at its April 13, 2017, meeting.

Transportation Planning Funds – New Initiative

- 2.01 Travel Forecasting Support – Modeling Managed Lanes in Long-term Planning Process in the Dallas-Fort Worth Area (add project and program \$50,000 TPF to support University Partnership Program assistance in the enhancement of travel models with regard to managed lanes to capture reliability measures and user travel behavior impacts to help guide long-range planning decisions).

Transportation Planning Funds – Updates

- 2.03 Demographic Data and Forecasts – Regional Demographic/Land-use Model Improvement and Support and Development of Forecasts (amend text to reflect staff activities to develop 2045 demographic forecasts to support long-range planning).
- 3.05 Public Transportation Planning and Management Studies – Regional Public Transportation Coordination (program \$50,000 TPF and amend text to reflect University Partnership Program assistance on planning for access to opportunity).

Page Two

April 20, 2017

- 4.03 Coordination of Transportation and Environmental Planning Processes – Quantifying Benefits of Environmental Stewardship Efforts (update text to reflect that consultant assistance may be utilized).
- 5.04 Capital and Operational Asset Management System – Asset Management Data Collection and Analysis (program \$50,000 TPF to support additional evaluation on corridors already identified in the UPWP).

Chapter VIII. Overview of Work Program Funding – Proposed Budget (increase FY2017 TPF allocation by \$24,158 in FTA 5303 funds, \$924,736 in FHWA PL-112 funds, and \$405,499 in FY2015 FHWA PL-112 carryover funds to reflect actual dollars based on work orders from the Texas Department of Transportation as opposed to estimates used during Work Program development; also reflect the programming of an additional \$150,000 TPF based on the modifications proposed above)

Other Funding Sources – New Initiatives

- 4.03 Coordination of Transportation and Environmental Planning Processes – Infrastructure Voluntary Evaluation Sustainability Tool (INVEST) Evaluation of Sustainability in Denton Greenbelt Corridor (add project and \$50,000 FHWA funds and \$50,000 RTC Local funds to reflect receipt of FHWA grant award for the identification of areas where sustainability best practices can be applied to an update of the Regional Outer Loop Corridor feasibility study, including the Denton County Outer Loop/Greenbelt Parkway).
- 5.01 Regional Transportation Studies – Strategic Corridor Initiatives (Update text to add the Denton County Outer Loop/Greenbelt Parkway as a corridor for study where preliminary engineering will be conducted in coordination with work in Subtask 4.03 as noted above).

Other Funding Sources – Updates

- 3.02 Regional Air Quality Planning – Air Quality Planning (add \$15,000 local funds for NCTCOG's sponsorship and hosting of the Southern Transportation Air Quality Summit).
- 5.05 Congestion Management Planning and Operations – Automated Vehicles: Development and Deployment (add \$50,000 RTC Local funds to support University Partnership Program assistance on the development of an information tool for policy makers and the public to assist in understanding the history, technology, and anticipated roll out of automated vehicles, and add \$40,000 RTC Local funds to support University Partnership Program assistance in examining direct employment-related impacts of automated vehicles to the transportation industry).

Other Modifications that have Received Previous Executive Board Approval Action

- 4.03 Coordination of Transportation and Environmental Planning Processes – Environmental Stewardship Program (add \$150,000 RTR funds and subtract \$312,500 local funds for consistency with the Transportation Improvement Program and RTC action).
- 5.01 Regional Transportation Studies – Corridor Studies/Environmental Study Support (add \$50,000 TxDOT funds to support NCTCOG assistance to the Texas Department of Transportation and Texas Transportation Institute, as requested, on corridor initiatives).
- 5.01 Regional Transportation Studies – North Texas Tollway Authority Feasibility Studies (add \$75,000 NTTA funds to support travel demand modeling and traffic forecasting assistance to NTTA, as requested).
- 5.09 Regional Aviation Planning and Education – Unmanned Aircraft Systems Pilot Project (program \$5,000 of approved RTC Local funds to support staff work activities).
- 5.09 Regional Aviation Planning and Education – Aviation Integration and Outreach (program \$32,000 of approved RTC Local funds to support staff work activities).

A draft resolution supporting approval of the proposed UPWP modifications is attached for Executive Board consideration. Staff will provide a brief presentation on this item and will be available to answer any questions prior to requesting Board approval.

jh
Attachments

AMENDMENT #6 TO THE FY2016 AND FY2017 UNIFIED PLANINGG WORK PROGRAM

2.01 Travel Forecasting Support

Modeling Managed Lanes in Long-term Planning Process in the Dallas-Fort Worth Area *Transportation Planning Funds*

The North Texas region has several managed lanes that serve travelers with reliable travel times. This project, utilizing assistance through the University Partnership Program, will enhance NCTCOG's travel model forecasting capabilities with regard to managed lanes. The study, which will begin in late 2017 and carry over into FY2018, will involve the inclusion of travel time reliability on managed lanes, as well as determine the value of time to the users of these facilities. Travel time reliability measures the probability of on-time arrival of the trips experienced by travelers because of uncertainty present in the roadway network. Project results will be used to help guide long-term transportation planning decisions. Anticipated products include:

- A comprehensive report on findings; and
- Summary recommendations for NCTCOG.

2.03 Demographic Data and Forecasts

Regional Demographic/Land-use Model Improvement and Support and Development of Forecasts

Transportation Planning Funds

This item includes: 1) improvement and support of the regional demographic/land-use model, 2) generation of project-based demographic datasets, ~~and~~ 3) evaluation of other possible methodologies for the demographic forecasting process, and 4) **development of 2045 demographic forecasts as an extension of the existing 2040 forecast to be used in the long-range transportation plan for the region.** Activities will be ongoing throughout FY2016 and FY2017. Anticipated products include:

- Project-based demographic forecasts.

3.02 Regional Air Quality Planning

Since 1991, the North Central Texas region has been in nonattainment for the ozone National Ambient Air Quality Standard (NAAQS). As a result of this designation, federal and State procedures are required in order for projects identified in multimodal transportation plans to proceed to implementation. In response, a variety of air quality planning occurs to ensure these requirements are met.

Air Quality Planning

Transportation Planning Funds

The Dallas-Fort Worth State Implementation Plan (SIP) is a legal and federally enforceable plan mandated by the Clean Air Act (CAA). This plan identifies how nonattainment areas will reduce emissions from stationary, area, and mobile sources to demonstrate attainment and/or maintenance of air quality standards. In nonattainment areas, the CAA mandates that federally

funded and regionally significant transportation activities must conform to the SIP. Under this requirement, the Regional Transportation Council, as the transportation policy body for the Metropolitan Planning Organization, is required to make an initial local-level transportation conformity determination on the Metropolitan Transportation Plan (MTP) and Transportation Improvement Program (TIP) before submitting recommendations to the US Department of Transportation for independent review and a final federal-level conformity determination. The conformity determination is a method to ensure that federal funding and federal approval is given to transportation projects, programs, and policies that are consistent with regional air quality goals. This work element is ongoing throughout FY2016 and FY2017. Consultant assistance may be utilized. Anticipated products include:

- Development, analysis, and monitoring of elements contained in and required of the SIP, as necessary, to meet air quality requirements;
- Assistance with addressing specific data and technical requests;
- Tracking of and responses to statewide and national rules and guidance affecting the nonattainment area and surrounding counties, such as the ozone NAAQS and other primary or secondary pollutants, greenhouse gases, and climate change;
- Annual report of pollutant levels at monitoring stations located throughout the region;
- A successful regional air quality conformity analysis incorporating new or updated projects proposed for inclusion in the MTP and TIP;
- Monitoring of the timely implementation of Transportation Control measures;
- Monitoring, collecting, and updating of Mobile Source Emission Reduction Strategies commitments for annual reporting requirements of emission reduction projects;
- Guidance, rules and proposals that incorporate NCTCOG direction/expertise and/or experiences related to NAAQS and mobile-source issues;
- Evaluation of technical models used in regional air quality planning, with feedback to agency developing the model(s) and, as appropriate, creation of in-house applications to successfully run models;
- Presentations for workshops, technical committees, student chapters, and training sessions; and
- Update of the NCTCOG Web site with the latest air quality information.

Other Funding Sources

In addition to Transportation Planning Funds, this program also uses Surface Transportation Program--Metropolitan Mobility (STP-MM) funds and Transportation Development Credits to support activities noted above. Consultant assistance may also be utilized. **Local funding will be used to allow NCTCOG sponsorship of the Southern Transportation and Air Quality Summit. This national summit is held by the Federal Highway Administration Resource Center and the Environmental Protection Agency.**

3.05 Public Transportation Planning and Management Studies

Regional Public Transportation Coordination

Transportation Planning Funds

This planning activity is ongoing throughout both FY2016 and FY2017, supporting activities that further a coordinated and seamless public transportation system. This activity includes the Access North Texas Plan, which outlines coordination goals, policies and strategies to move the North Central Texas region toward more coordinated, efficient and seamless transportation services. Regional coordination activities will primarily focus on the 12 counties that comprise the Metropolitan Planning Area. Coordination with surrounding areas will be included based on the impact that public transportation connections have within the planning area boundary. **Beginning in FY2017 and carrying over to FY2018, University Partnership Program assistance will be utilized in planning for access to opportunity.** This activity also includes technical assistance and general planning support to the transportation authorities in the region, as well as smaller transit agencies. Anticipated products include:

Enhancements to the Access North Texas plan;

- Implemented coordination strategies identified in the Access North Texas Plan;
- Assistance to transit agencies including travel demand model data, planning studies, and technical guidance.
- Support for transit system improvements resulting in seamless regional connectivity; **and**
- Facilitation of improved efficiency in the use of transit capital resources in the region, resulting from pursuing opportunities for vehicle sharing, retired vehicle or community vehicle programs, **and**
- **UPP report on access to opportunity, including an opportunity score or index for the Metropolitan Planning Area and a menu of investments or other interventions that could positively influence scores.**

4.03 Coordination of Transportation and Environmental Planning Processes

INVEST Evaluation of Sustainability in Denton Greenbelt Corridor

Other Funding Sources

The Federal Highway Administration's Infrastructure Voluntary Evaluation Sustainability Tool (INVEST) will be used to review the 2011 Regional Outer Loop Corridor Feasibility Study to identify areas where sustainability best practices can be applied to an update of this study. The update will focus on the Denton County and western Collin County portion of the proposed Regional Outer Loop. Environmental data will be updated for the new feasibility study. Stakeholder and community outreach will take place to encourage sustainability and environmental stewardship in the portion of the corridor that travels through the Denton Greenbelt area. Sustainability and stewardship efforts that go above and beyond regulatory requirements will be integrated during the project development phase of the corridor. Federal Highway Administration and Regional Transportation Local funds will be used to support work activities. Anticipated products during FY2017 include:

- **List of INVEST criteria applicable to 2011 Regional Outer Loop Corridor Feasibility Study;**

- **INVEST scoring results for 2011 Regional Outer Loop Corridor Feasibility Study;**
- **Outreach materials for stakeholders and members of the community;**
- **Stakeholder meetings;**
- **Community outreach efforts; and**
- **Environmental data updates.**

Quantifying Benefits of Environmental Stewardship Efforts

Transportation Planning Funds

Environmental stewardship efforts can generate quality-of-life benefits for humans and a return on investment (ROI) for entities that pursue these strategies. There are existing methods to quantify these benefits of stewardship efforts. Staff will work with conservation partners to inventory environmental stewardship ROI methods and apply these calculations to sample stewardship projects in the region to describe the economic and quality-of-life benefits that were created. These findings will help support the Education Campaign that is part of the Environmental Stewardship Program. **Consultant assistance may be utilized.** Anticipated products include:

- Presentations to municipalities;
- Recommendations for future action; and
- Draft and final reports.

5.01 Regional Transportation Studies

Strategic Corridor Initiatives

Other Funding Sources

Under this initiative, NCTCOG staff will continue to provide technical, planning, and environmental assistance to transportation agencies and the Regional Transportation Council to help advance critical regional projects through development, approval, and implementation as soon as possible. The goal of this program is to help reduce cost escalation due to inflation, alleviate congestion faster, and assist in meeting air quality goals. As regional roadway and freight/passenger rail projects continue to increase in complexity, scope, and impacts, the NCTCOG Transportation Department has identified a need to expand its involvement beyond its current planning and programming functions to improve project implementation in the Dallas-Fort Worth region. Throughout FY2016 and FY2017, the program activities will provide assistance to advance all surface modes of transportation including passenger rail, freight rail, and roadway improvements, particularly on those projects that deal with multiple transportation modes. Surface Transportation Program—Metropolitan Mobility funds, Regional Toll Revenue funds, Texas Department of Transportation funds, and Transportation Development Credits will support this effort. Work products will vary depending on the work performed and could include:

- Meeting summaries;
- Comment review; and
- Technical memorandums.

The following is a list of roadway corridors that may be studied in this element:

- IH 35E - Dallas County
- IH 820/US 287 - Tarrant County
- IH 820/SH 121 - Tarrant County
- DFW Connector - SH 114/SH121
- Trinity Parkway
- SM Wright Parkway
- Collin County Outer Loop
- DNT Extension
- Sam Rayburn Tollway
- SH 170
- SH 183
- PGBT
- SH 360 (Tarrant County)
- SH 114 Dallas County
- Loop 12
- IH 635 East
- IH 35E Lowest Stemmons
- IH 35E (IH 635 to US 380)
- Collin County Strategic Transportation Initiative
- **Denton County Outer Loop/Greenbelt Parkway**

5.05 Congestion Management Planning and Operations

Automated Vehicles: Development and Deployment

Other Funding Sources

This program is ongoing throughout FY2017 providing for the development and deployment of automated vehicles. Strategies include building an open data infrastructure to support safe deployment of automated vehicles, ~~and~~ encouraging shared mobility transportation models to deliver more mobility to more people in the region more cost-effectively, **building information tools for policy makers and the general public, and examining direct employment-related impacts of automated vehicles. Beginning in late FY2017 and carrying over into FY2018, University Partnership Program (UPP) assistance will be utilized to support work activities in the information tools and employment impact study.** This program uses Surface Transportation Program—Metropolitan Mobility funds, Regional Transportation Council Local funds and Transportation Development Credits to support activities in this area. Anticipated products include:

- An open data infrastructure for use by automated vehicles;
- Support for shared mobility service delivery models, especially those that increase average vehicle occupancy;
- Development and deployment of automated vehicle technologies in the region; ~~and~~
- Liaison to the Smart City/Smart State program;
- **Information tools about automated vehicles; and**
- **Report on direct employment-related impacts of automated vehicles.**

VIII. Overview of Work Program Funding

Proposed Budget

This section summarizes the budget for the FY2016 and FY2017 Unified Planning Work Program. Financial support for Fiscal Years 2016 and 2017 will be provided from a number of sources including the Federal Highway Administration (FHWA), the Federal Transit Administration (FTA), the Texas Department of Transportation (TxDOT), the Texas Commission on Environmental Quality (TCEQ), Environmental Protection Agency (EPA), Department of Energy (DOE), Federal Aviation Administration (FAA), and the North Texas Tollway Authority (NTTA). In addition, various local sources will be acquired to assist in the funding of this program.

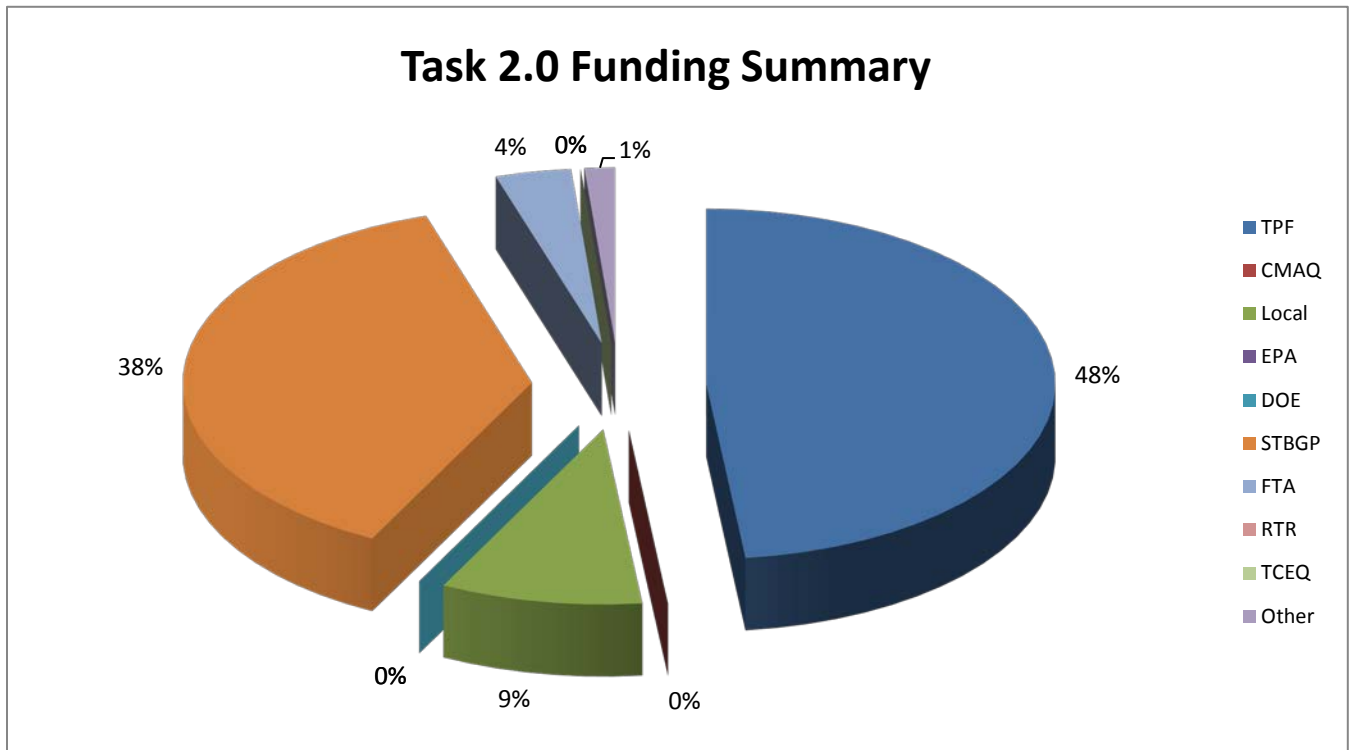
The US Department of Transportation provides funds through programs of the Federal Highway Administration and the Federal Transit Administration. Both FHWA PL 112 and FTA 5303 funds are provided annually to Metropolitan Planning Organizations to support metropolitan regional transportation planning activities based on an 80 percent federal/20 percent local match requirement. TxDOT will provide the 20 percent match for the FHWA 112 and FTA 5303 funds for FY2016 and FY2017 to the MPO to carry out the UPWP in the form of transportation development credits. These transportation development credits are provided by metropolitan areas building toll roads and are used on a statewide basis to provide the match funds needed for all metropolitan planning organizations. The FY2016 and FY2017 FHWA and FTA funding levels reflected in this program are summarized in Exhibit VIII-1. The formula-based FHWA PL 112 allocation to the Unified Planning Work Program for the Dallas-Fort Worth Metropolitan Area is \$6,897,245 in FY2016 and ~~\$6,530,339~~ **\$7,455,075** in FY2017 for a two-year total of ~~\$13,427,584~~ **\$14,352,320**. The Federal Transit Administration 5303 funding is \$2,677,763 in FY2016 and ~~\$2,691,978~~ **\$2,716,136** in FY2017 for a two-year total of ~~\$5,369,741~~ **\$5,393,899**. An estimated balance of ~~\$6,214,898~~ **\$6,620,397** in unexpended/unobligated FHWA PL 112 funding will be available from the FY2015 authorization. Each of these funding amounts is incorporated

by source agency into the Work Program by task and subtask. Total FHWA PL 112 and FTA 5303 funding for the FY2016 and FY2017 UPWP is estimated at ~~\$25,012,223~~ **\$26,366,616**. Transportation Planning Funds in the amount of ~~\$21,701,000~~ **\$21,851,000** have been programmed and allocated to each of the UPWP subtasks as shown in Exhibit VIII-2. These programmed funds include the FTA 5303 allocation of ~~\$5,369,741~~ **\$5,393,899**, the estimated FY2015 FHWA PL 112 fund balance of ~~\$6,214,898~~ **\$6,620,397**, and ~~\$10,116,361~~ **\$9,836,704** of Fiscal Years 2016 and 2017 FHWA PL 112 funding. The remaining balance of Fiscal Years 2016 and 2017 FHWA PL 112 funds of ~~\$3,311,223~~ **\$4,515,616** is anticipated to be carried over to Fiscal Year 2018.

TASK 2.0 FUNDING SUMMARY

| Subtask | TPF ¹ | Additional Funding | | Total |
|-----------------|--------------------|--------------------|--------|--------------------|
| | | Amount | Source | |
| 2.01 | \$1,942,000 | | | |
| | | \$96,000 | FHWA | |
| | | \$239,000 | FTA | |
| | | \$2,559,000 | STBGP | |
| | | \$487,000 | Local | |
| Subtotal | | | | \$5,323,000 |
| 2.02 | \$334,000 | | | |
| | | \$150,000 | Local | |
| Subtotal | | | | \$484,000 |
| 2.03 | \$1,011,000 | | | |
| Subtotal | | | | \$1,011,000 |
| Total | \$3,287,000 | \$3,531,000 | | \$6,818,000 |

¹ Transportation Planning Funds (TPF) include both FHWA PL-112 and FTA 5303 funds. TxDOT will apply transportation development credits sufficient to provide the match for FHWA PL-112 and FTA Section 5303 programs. As the credits reflect neither cash nor person-hours, they are not reflected in the funding tables.

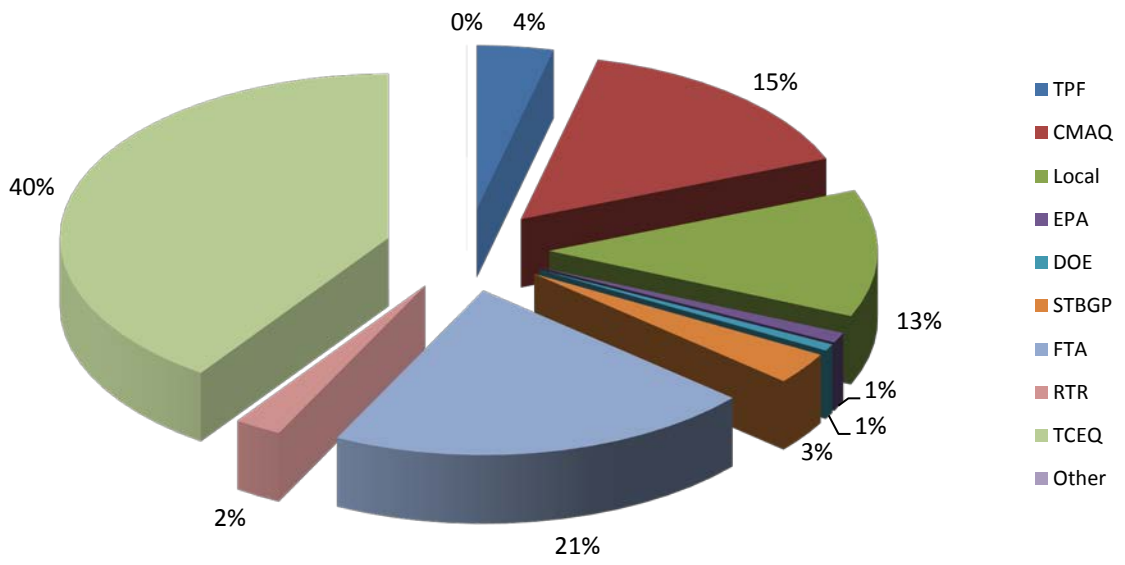


TASK 3.0 FUNDING SUMMARY

| Subtask | TPF ¹ | Additional Funding | | Total |
|-----------------|--------------------|----------------------|--------|----------------------|
| | | Amount | Source | |
| 3.01 | \$1,673,000 | \$1,409,000 | RTR | |
| | | \$885,000 | STBGP | |
| Subtotal | | | | \$3,967,000 |
| 3.02 | \$823,000 | \$15,000 | Local | |
| | | \$211,000 | TCEQ | |
| | | \$202,000 | STBGP | |
| Subtotal | | | | \$1,251,000 |
| 3.03 | | \$7,834,000 | CMAQ | |
| | | \$1,185,000 | EPA | |
| | | \$163,000 | DOE | |
| | | \$3,656,000 | Local | |
| | | \$2,000,000 | STBGP | |
| | | \$46,925,613 | TCEQ | |
| Subtotal | | | | \$61,763,613 |
| 3.04 | | \$1,952,000 | CMAQ | |
| | | \$618,800 | DOE | |
| | | \$641,442 | Local | |
| | | \$574,000 | STBGP | |
| Subtotal | | | | \$3,786,242 |
| 3.05 | \$1,909,000 | \$282,000 | FTA | |
| | | \$128,000 | Local | |
| Subtotal | | | | \$2,319,000 |
| 3.06 | | \$8,000,000 | CMAQ | |
| | | \$24,276,000 | FTA | |
| | | \$1,314,000 | RTR | |
| | | \$10,185,000 | Local | |
| | | \$8,000 | TxDOT | |
| Subtotal | | | | \$43,783,000 |
| Total | \$4,405,000 | \$112,464,855 | | \$116,869,855 |

¹ Transportation Planning Funds (TPF) include both FHWA PL-112 and FTA 5303 funds. TxDOT will apply transportation development credits sufficient to provide the match for FHWA PL-112 and FTA Section 5303 programs. As the credits reflect neither cash nor person-hours, they are not reflected in the funding tables.

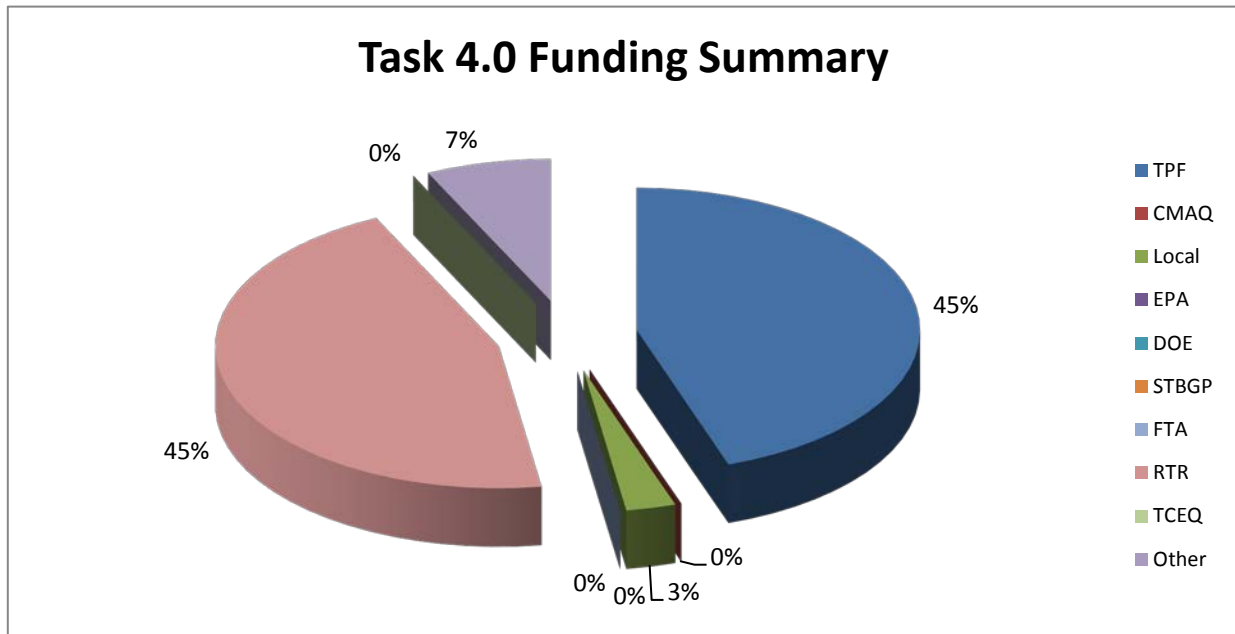
Task 3.0 Funding Summary



TASK 4.0 FUNDING SUMMARY

| Subtask | TPF ¹ | Additional Funding | | Total |
|-----------------|------------------|--------------------|--------|-------------|
| | | Amount | Source | |
| 4.01 | \$1,771,000 | \$17,509 | Local | \$1,988,509 |
| Subtotal | | \$200,000 | FHWA | |
| 4.02 | \$217,000 | \$212,500 | RTR | \$429,500 |
| Subtotal | | | | |
| 4.03 | \$207,000 | \$174,200 | FHWA | \$2,676,200 |
| | | \$131,000 | Local | |
| Subtotal | | \$2,164,000 | RTR | |
| | | | | |
| 4.04 | \$104,000 | | | \$104,000 |
| Subtotal | | | | |
| 4.05 | \$50,000 | | | \$50,000 |
| Subtotal | | | | |
| Total | \$2,349,000 | \$2,899,209 | | \$5,248,209 |

¹ Transportation Planning Funds (TPF) include both FHWA PL-112 and FTA 5303 funds. TxDOT will apply transportation development credits sufficient to provide the match for FHWA PL-112 and FTA Section 5303 programs. As the credits reflect neither cash nor person-hours, they are not reflected in the funding tables.



TASK 5.0 FUNDING SUMMARY

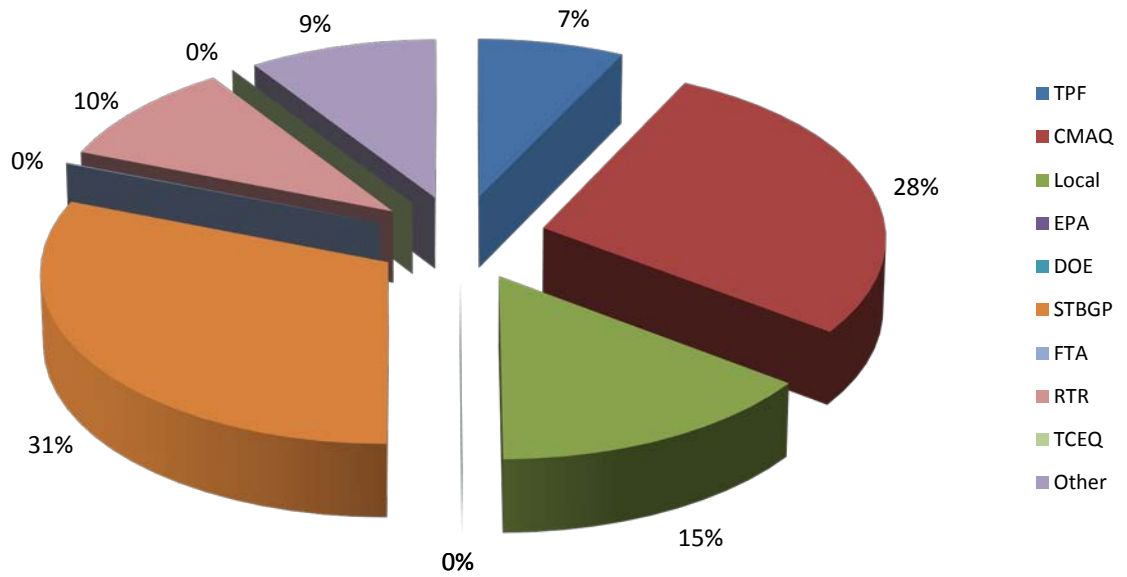
| Subtask | TPF ¹ | Additional Funding | | Total |
|-----------------|------------------|--------------------|--------------|---------------------|
| | | Amount | Source | |
| 5.01 | \$709,000 | | | |
| | | \$45,000 | Local | |
| | | \$116,000 | NTTA | |
| | | \$4,465,000 | RTR | |
| | | \$3,334,500 | STBGP | |
| | | \$609,000 | TxDOT | |
| Subtotal | | | | \$9,278,500 |
| 5.02 | \$935,000 | | | |
| | | \$229,000 | RTR | |
| Subtotal | | | | \$1,164,000 |
| 5.03 | \$474,000 | | | |
| | | \$354,000 | CMAQ | |
| | | \$638,700 | FHWA | |
| | | \$40,000 | FTA | |
| | | \$4,828,400 | Local | |
| | | \$1,923,000 | STBGP | |
| Subtotal | | | | \$8,258,100 |
| 5.04 | \$330,000 | | | |
| | | \$78,000 | Local | |
| | | \$435,000 | STBGP | |
| | | \$32,000 | TXDOT | |
| Subtotal | | | | \$875,000 |
| 5.05 | \$782,000 | | | |
| | | \$15,198,000 | CMAQ | |
| | | \$526,000 | FHWA | |
| | | \$2,686,292 | Local | |
| | | \$665,000 | RTR | |
| | | \$8,503,960 | STBGP | |
| | | \$1,829,240 | TXDOT | |
| Subtotal | | | | \$30,190,492 |
| 5.06 | | | | |
| | | \$126,000 | Local | |
| | | \$1,408,000 | STBGP | |
| | | \$226,000 | TxDOT | |
| Subtotal | | | | \$1,760,000 |
| 5.07 | \$66,000 | | | |
| Subtotal | | | | \$66,000 |

TASK 5.0 FUNDING SUMMARY (cont.)

| Subtask | TPF ¹ | Additional Funding | | Total |
|-----------------|--------------------|---------------------|--------------|---------------------|
| | | Amount | Source | |
| 5.08 | \$394,000 | \$48,000 | Local | |
| | | \$164,000 | STBGP | |
| Subtotal | | | | \$606,000 |
| 5.09 | \$126,000 | \$195,000 | FAA | |
| | | \$266,000 | Local | |
| | | \$40,000 | STBGP | |
| Subtotal | | | | \$627,000 |
| 5.10 | | \$440,000 | DOD | |
| | | \$127,000 | Local | |
| Subtotal | | | | \$567,000 |
| 5.11 | | \$13,400 | Local | |
| | | \$1,428,600 | STBGP | |
| | | \$75,000 | RTR | |
| | | \$610,835 | TXDOT | |
| Subtotal | | | | \$2,127,835 |
| 5.12 | \$250,000 | | | |
| Subtotal | | | | \$250,000 |
| Total | \$4,066,000 | \$51,703,927 | | \$55,769,927 |

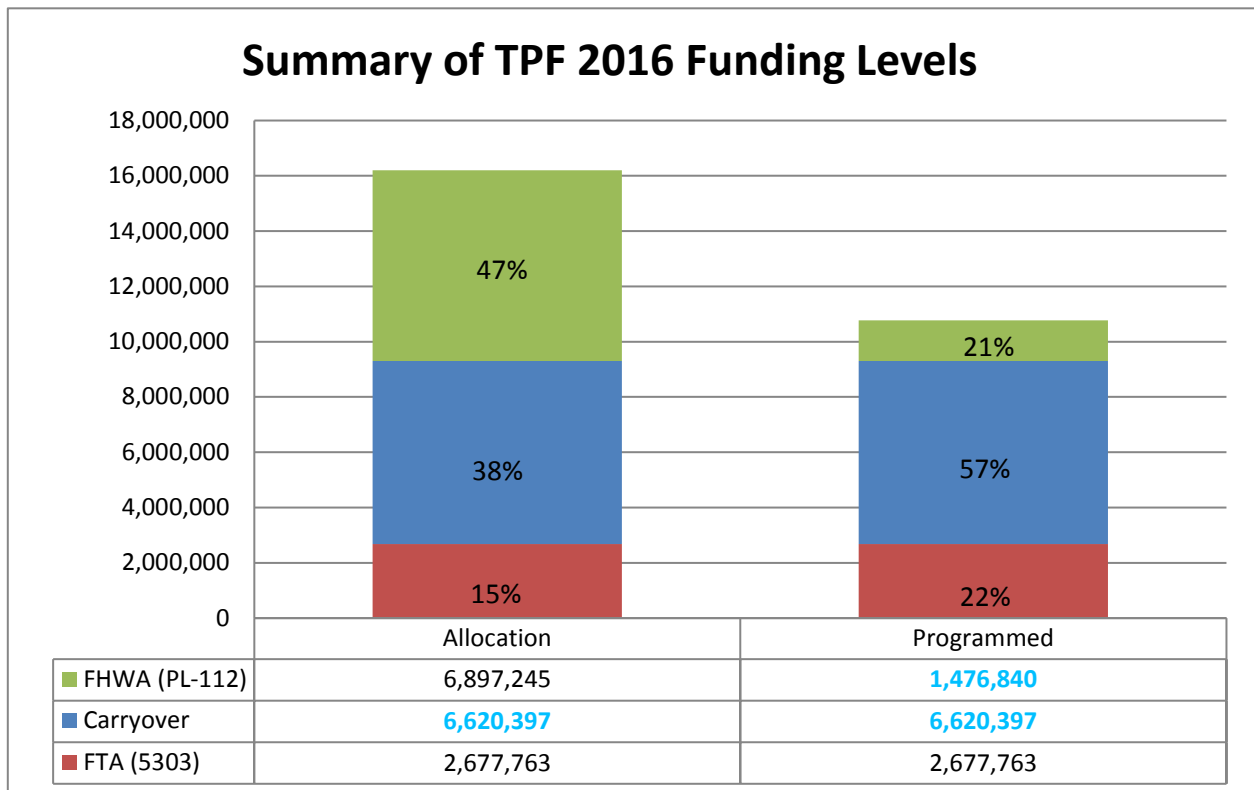
¹ Transportation Planning Funds (TPF) include both FHWA PL-112 and FTA 5303 funds. TxDOT will apply transportation development credits sufficient to provide the match for FHWA PL-112 and FTA Section 5303 programs. As the credits reflect neither cash nor person-hours, they are not reflected in the funding tables.

Task 5.0 Funding Summary

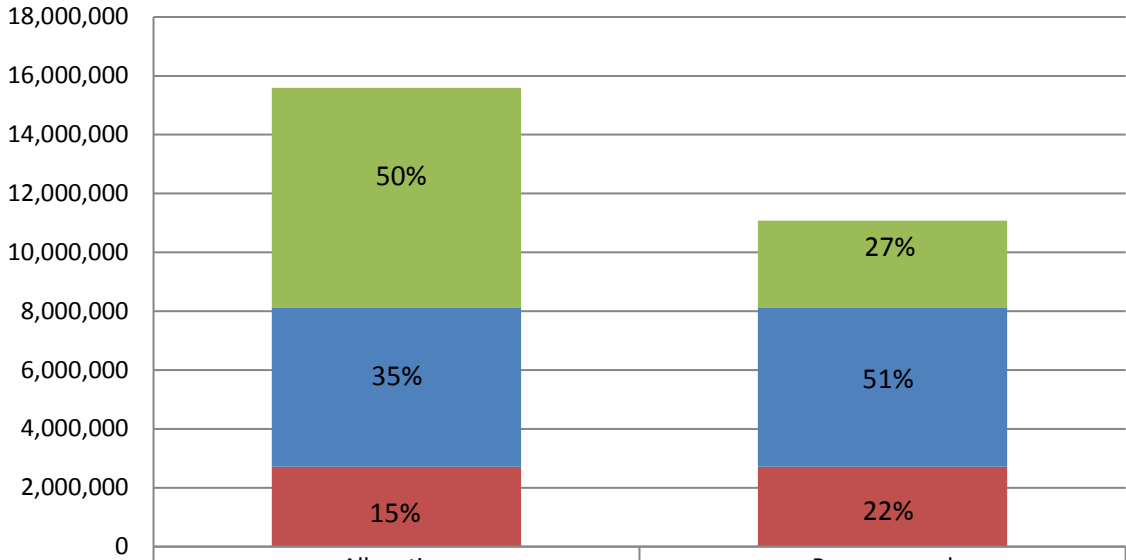


**EXHIBIT VIII-1
FY2016 AND FY2017 TPF PROGRAMMING SUMMARY**

| | FY2016 | | FY2017 | |
|-------------------------|-------------------|-------------------|-------------------|-------------------|
| | Allocation | Programmed | Allocation | Programmed |
| FTA Section 5303 | 2,677,763 | 2,677,763 | 2,716,136 | 2,716,136 |
| FHWA (PL-112) | | | | |
| Carryover | 6,620,397 | 6,620,397 | 5,420,405 | 5,420,405 |
| New Allocation | 6,897,245 | 1,476,840 | 7,455,075 | 2,939,459 |
| Total TPF | 16,195,405 | 10,775,000 | 15,591,616 | 11,076,000 |
| Carryover | | 5,420,405 | | 4,515,616 |
| Two-Year Totals | | | | |
| FTA Section 5303 | 5,393,899 | | | |
| FHWA PL-112 | 20,972,717 | | | |
| Total | 26,366,616 | | | |
| Programmed | | 21,851,000 | | |
| Carryover | | | | 4,515,616 |



Summary of TPF 2017 Funding Levels



| | Allocation | Programmed |
|-----------------|------------|------------|
| ■ FHWA (PL-112) | 7,455,075 | 2,939,459 |
| ■ Carryover | 5,420,405 | 5,420,405 |
| ■ FTA (5303) | 2,716,136 | 2,716,136 |

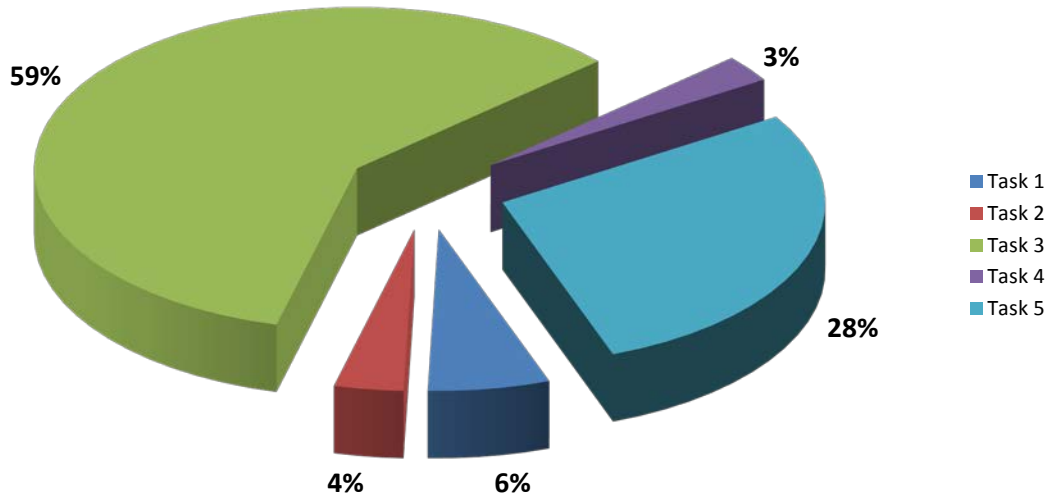
EXHIBIT VIII-2
FY2016 AND FY2017 ALLOCATION OF TRANSPORTATION PLANNING FUNDS

| Subtask | Subtask Title | TPF | | |
|---------|---|--------------|--------------|--------------|
| | | FY2016 | FY2017 | Total |
| 1.01 | Community Outreach | \$922,000 | \$1,021,000 | \$1,943,000 |
| 1.02 | Program Administration | \$2,182,000 | \$2,078,000 | \$4,260,000 |
| 1.03 | Advanced Fiscal Management and Information Systems | \$0 | \$0 | \$0 |
| 1.04 | Computer System Administration and Application Coordination | \$957,000 | \$584,000 | \$1,541,000 |
| 1.05 | Quality Control and Field Operations | \$0 | \$0 | \$0 |
| | Subtask 1.0 | \$4,061,000 | \$3,683,000 | \$7,744,000 |
| 2.01 | Travel Forecasting Support | \$1,013,000 | \$929,000 | \$1,942,000 |
| 2.02 | Transportation Data Management | \$134,000 | \$200,000 | \$334,000 |
| 2.03 | Demographic Data and Forecasts | \$504,000 | \$507,000 | \$1,011,000 |
| | Subtask 2.0 | \$1,651,000 | \$1,636,000 | \$3,287,000 |
| 3.01 | Transportation Project Programming | \$726,000 | \$947,000 | \$1,673,000 |
| 3.02 | Regional Air Quality Planning | \$412,000 | \$411,000 | \$823,000 |
| 3.03 | Air Quality Management and Operations | \$0 | \$0 | \$0 |
| 3.04 | Transportation and Air Quality Communications | \$0 | \$0 | \$0 |
| 3.05 | Public Transportation Planning and Management Studies | \$930,000 | \$979,000 | \$1,909,000 |
| 3.06 | Transit Operations | \$0 | \$0 | \$0 |
| | Subtask 3.0 | \$2,068,000 | \$2,337,000 | \$4,405,000 |
| 4.01 | The Metropolitan Transportation Plan | \$948,000 | \$823,000 | \$1,771,000 |
| 4.02 | Financial Forecasting and Strategies | \$152,000 | \$65,000 | \$217,000 |
| 4.03 | Coordination of Transportation and Environmental Planning Processes | \$51,000 | \$156,000 | \$207,000 |
| 4.04 | Ensuring Nondiscrimination and Environmental Justice in MPO Planning/Program Activities | \$39,000 | \$65,000 | \$104,000 |
| 4.05 | Performance Based Planning Coordination | \$0 | \$50,000 | \$50,000 |
| | Subtask 4.0 | \$1,190,000 | \$1,159,000 | \$2,349,000 |
| 5.01 | Regional Transportation Corridor Studies | \$306,000 | \$403,000 | \$709,000 |
| 5.02 | Subarea Studies and Local Government Assistance | \$486,000 | \$449,000 | \$935,000 |
| 5.03 | Land-Use/Transportation Initiatives | \$223,000 | \$251,000 | \$474,000 |
| 5.04 | Capital and Operational Asset Management System | \$185,000 | \$145,000 | \$330,000 |
| 5.05 | Congestion Management Planning and Operations | \$281,000 | \$501,000 | \$782,000 |
| 5.06 | Regional Freight Planning | \$0 | \$0 | \$0 |
| 5.07 | Transportation System Security and Emergency Preparedness | \$33,000 | \$33,000 | \$66,000 |
| 5.08 | Roadway and Railroad Safety | \$187,000 | \$207,000 | \$394,000 |
| 5.09 | Regional Aviation Planning and Education | \$54,000 | \$72,000 | \$126,000 |
| 5.10 | Regional Military and Community Coordination | \$0 | \$0 | \$0 |
| 5.11 | Regional Job Opportunity Pilot Program | \$0 | \$0 | \$0 |
| 5.12 | University Partnership Program | \$50,000 | \$200,000 | \$250,000 |
| | Subtask 5.0 | \$1,805,000 | \$2,261,000 | \$4,066,000 |
| | FUNDING TOTALS | \$10,775,000 | \$11,076,000 | \$21,851,000 |

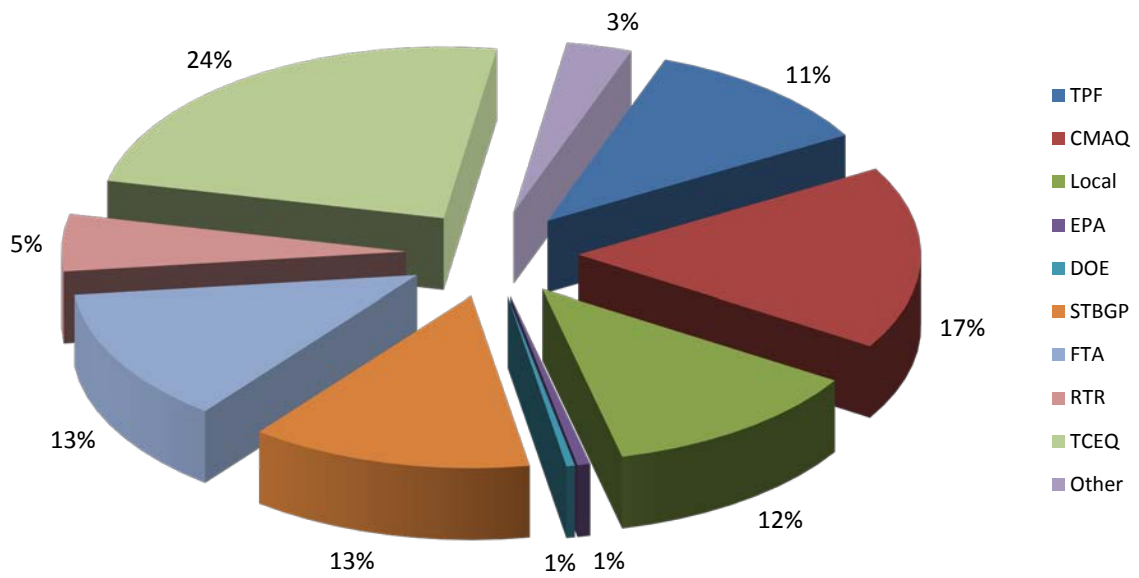
**EXHIBIT VIII-3
FY2016 AND FY2017 FUNDING SUMMARY**

| Funding Source | Task 1.0 Administration | Task 2.0 Data Development | Task 3.0 Short Range Planning | Task 4.0 Metropolitan Transportation Planning | Task 5.0 Special Studies | Total |
|-----------------------|------------------------------------|--|--|--|--|----------------------|
| FTA Activities | 44.21.00 | 44.22.00 | 44.24.00 44.25.00 | 44.23.01 | 44.23.02 44.24.00 44.22.00 44.27.00 | |
| TPF | \$7,744,000 | \$3,287,000 | \$4,405,000 | \$2,349,000 | \$4,066,000 | \$21,851,000 |
| CMAQ | \$543,000 | \$0 | \$17,786,000 | \$0 | \$15,552,000 | \$33,881,000 |
| DOD | \$0 | \$0 | \$0 | \$0 | \$440,000 | \$440,000 |
| DOE | \$0 | \$0 | \$781,800 | \$0 | \$0 | \$781,800 |
| EPA | \$0 | \$0 | \$1,185,000 | \$0 | \$0 | \$1,185,000 |
| FAA | \$0 | \$0 | \$0 | \$0 | \$195,000 | \$195,000 |
| FHWA | \$0 | \$96,000 | \$0 | \$374,200 | \$1,164,700 | \$1,634,900 |
| FTA | \$0 | \$239,000 | \$24,558,000 | \$0 | \$40,000 | \$24,837,000 |
| HUD | \$0 | \$0 | \$0 | \$0 | \$0 | \$0 |
| Local | \$754,265 | \$637,000 | \$14,625,442 | \$148,509 | \$8,218,092 | \$24,383,308 |
| NCTCOG Local | \$177,000 | \$0 | \$0 | \$0 | \$0 | \$177,000 |
| NTTA | \$0 | \$0 | \$0 | \$0 | \$116,000 | \$116,000 |
| RTR | \$0 | \$0 | \$2,723,000 | \$2,376,500 | \$5,434,000 | \$10,533,500 |
| SECO | \$0 | \$0 | \$0 | \$0 | \$0 | \$0 |
| STBGP | \$2,591,500 | \$2,559,000 | \$3,661,000 | \$0 | \$17,237,060 | \$26,048,560 |
| TBD | \$0 | \$0 | \$0 | \$0 | \$0 | \$0 |
| TCEQ | \$0 | \$0 | \$47,136,613 | \$0 | \$0 | \$47,136,613 |
| TxDOT | \$181,000 | \$0 | \$8,000 | \$0 | \$3,307,075 | \$3,496,075 |
| Subtotal | \$11,990,765 | \$6,818,000 | \$116,869,855 | \$5,248,209 | \$55,769,927 | \$196,696,756 |

Summary of Funding by Task



Summary of Total Funding



**RESOLUTION APPROVING
MODIFICATIONS TO THE FY2016 AND FY2017 UNIFIED PLANNING WORK PROGRAM
FOR REGIONAL TRANSPORTATION PLANNING**

WHEREAS, the North Central Texas Council of Governments (NCTCOG) is a Texas political subdivision and non-profit corporation organized and operating under Texas Local Government Code Chapter 391 as the regional planning commission for the 16-county North Central Texas region; and,

WHEREAS, NCTCOG is a voluntary association of, by and for local governments established to assist in planning for common needs, cooperating for mutual benefit, and coordinating for sound regional development; and,

WHEREAS, NCTCOG has been designated as the Metropolitan Planning Organization (MPO) for the Dallas-Fort Worth Metropolitan Area by the Governor of the State of Texas in accordance with federal law; and,

WHEREAS, the Regional Transportation Council (RTC), comprised primarily of local elected officials, is the regional transportation policy body associated with NCTCOG, and has been and continues to be a forum for cooperative decisions on transportation; and,

WHEREAS, federal law, Fixing America's Surface Transportation (FAST) Act, assigns the MPO the responsibility for carrying out the metropolitan planning process, in cooperation with the State and operators of publicly owned transit services; and,

WHEREAS, FAST assigns the MPO the responsibility for development of a Unified Planning Work Program which addresses the planning priorities of the metropolitan area and describes the metropolitan transportation and related air quality planning activities to be undertaken and capital purchases to be made to support the planning process; and,

WHEREAS, new initiatives, updates to existing projects, and funding adjustments have resulted in the need to amend the FY2016 and FY2017 Unified Planning Work Program; and,

WHEREAS, the proposed modifications to the FY2016 and FY2017 Unified Planning Work Program for Regional Transportation Planning were approved by the Regional Transportation Council on April 13, 2017.

NOW, THEREFORE, BE IT HEREBY RESOLVED THAT:

Section 1. The Executive Board approves Amendment #6 to the FY2016 and FY2017 Unified Planning Work Program for Regional Transportation Planning.

Section 2. The proposed FY2016 and FY2017 Unified Planning Work Program modifications include funds that have become available since the adoption of the FY2017 budget, and the FY2017 budget is hereby amended to incorporate the resources associated with the approval of this resolution.

Section 3. This resolution shall be in effect immediately upon its adoption.

Lissa Smith, President
North Central Texas Council of Governments
Mayor Pro Tem, City of Plano

I hereby certify that this resolution was adopted by the Executive Board of the North Central Texas Council of Governments on April 27, 2017.

Kevin Strength, Secretary-Treasurer
North Central Texas Council of Governments
Mayor, City of Waxahachie



North Central Texas Council of Governments

Item 6

2017-04-06-AG

MEETING DATE: April 27, 2017

FROM: Doni Green
Director of Aging Programs

SUBJECT: Appointments to the Regional Aging Advisory Committee
(RAAC)

The Regional Aging Advisory Committee assists the North Central Texas Area Agency on Aging (NCTAAA) in representing the interests of older persons. RAAC is comprised of 28 members, with two representatives from each county in the 14-county service area.

RAAC currently has eight vacancies. To fill these vacancies the NCTAAA has solicited nominations from county judges and recruited individuals directly, if county judges have had no nominees. It has received two nominations for Ellis County, on behalf of persons who are new to RAAC: Maurice Osborn and Catherine Gannon.

A brief outline of the Committee's responsibilities and a membership chart are attached.

We are seeking Board approval to appoint Mr. Osborn and Ms. Gannon to RAAC.

Should you or the Executive Board have questions, I will be available to respond before or during the Board meeting. I may be contacted at 817-695-9193.

Thank you.

REGIONAL AGING ADVISORY COMMITTEE

PRIMARY RESPONSIBILITY OF COMMITTEE

The Regional Aging Advisory Committee is appointed by and serves at the pleasure of NCTCOG's Executive Board. This Committee assists the Executive Board in the development and implementation of the area agency on aging plan for persons sixty years old and over in the 14 counties adjacent to Dallas and Tarrant Counties. The Committee also reviews proposals for aging services through NCTCOG's Aging Program under Title III of the Older Americans Act. This program does not serve Dallas or Tarrant Counties, which have their own Area Agencies on Aging.

NUMBER OF COMMITTEE MEMBERS

28

TERMS OF MEMBERSHIP

Terms of membership are based on staggered three-year terms with approximately one-third of the membership appointed each year.

STANDARD MEETING DATE

The Committee meets quarterly.

SPECIAL REQUIREMENTS

- The composition of the Committee, according to funding agency guidelines and Committee bylaws, should include the following.
- More than 50 percent of the Committee includes older persons, older persons with the greatest economic or social need, older minority persons and participants in programs funded by the Area Agency on Aging.
- Each of the fourteen counties served by the Area Agency is represented by two persons from each county and may include local elected and appointed officials, older citizens and representatives of older persons.
- Additional persons may serve as ex-officio members because of their special knowledge or experience with aging matters. These resource members may include representatives from the Veterans Administration, State Citizen Advisory Council, and the Texas Silver-Haired Legislature.

NORTH CENTRAL TEXAS COUNCIL OF GOVERNMENTS

AREA AGENCY ON AGING

**PROPOSED REGIONAL AGING ADVISORY COMMITTEE
(Terms expiring December 31 of year indicated)**

| COUNTY | 2017 | 2018 | 2019 |
|---------------|-----------------------|-------------------------|-----------------------|
| Collin | Sue Whitehurst | Pat Rogers | |
| Denton | Tamera Sutton | Edgar Pilkington | |
| Ellis | Maurice Osborn | Catherine Gannon | |
| Erath | vacant | | Bailee McCauley |
| Hood | Evelyn Guerin | Patsy Newsom | |
| Hunt | | Cheryl Zelhart | Berniece Reeves-Brown |
| Johnson | | Martin Rechnitzer | vacant |
| Kaufman | Ed Wilson | | Homer Norville |
| Navarro | | vacant | Carroll Sigman |
| Palo Pinto | vacant | | vacant |
| Parker | Lee Ann Bruner | | Shirley Leverett |
| Rockwall | | vacant | Monte Allred |
| Somervell | Allen Sumners | | Laverne West |
| Wise | | Kelly Jones | Tim Woodruff |

Shaded area represent appointees. The names of new nominees appear in bold.



North Central Texas Council of Governments

Item 7

Exhibit: 2017-04-07-EP

MEETING DATE: April 27, 2017

FROM: Molly McFadden
Director of Emergency Preparedness

SUBJECT: Status Report on the Public Education KnoWhat2Do Website Redesign
and Development

The Emergency Preparedness Public Education sub-committee, has selected Pavlov Advertising, LLC as the vendor to provide various design and development services for the KnoWhat2Do website. The total cost for the contract is \$47,000.

The new KnoWhat2Do website that houses interactive support tools to supply data easily and accurately using the latest technology methods, and employs a fresh design carefully planned to communicate brand values to consumers.

Objectives

- Create a visually appealing website design that promotes the KnoWhat2Do main call-to-actions – Build a Kit, Make a Plan, Be Informed
- Add compelling, integrated resources tailored to resident and staff needs
- Improve accessibility and mobile optimization of the website
- Increase efficiency of the website maintenance
- Website will go live July 31, 2017

Should either you or the Executive Board members have questions, staff and I will be present at the meeting to summarize and address any questions, or I may be contacted by phone at 817-608-2322 or by e-mail at mmcfadden@nctcog.org.

MMc:di



North Central Texas Council of Governments

Item 8

2017-04-08-RIS

MEETING DATE: April 27, 2017

FROM: Timothy R. Barbee
Director of Research and Information Services/CIO

SUBJECT: Status Report - Presentation of 2017 Current Population Estimates

The North Central Texas Council of Governments (NCTCOG) has completed the *2017 Current Population Estimates* for the North Central Texas region. This includes estimated population totals for all cities over 1,000 in population, each county, the twelve-county metropolitan planning area, and the region. Historical U.S. Census figures are also provided.

Local governments provided input as part of the estimation process and were given an opportunity to review draft numbers prior to finalization. NCTCOG's population estimates are often cited and are recognized for their coverage, timeliness, and uniqueness.

Tim Barbee, Director of RIS, will be available at the Executive Board meeting to present the *2017 Current Population Estimates* and to review the highlights of the region's population growth during the past year.



North Central Texas Council of Governments

Item 9

2017-04-09-TR

MEETING DATE: April 27, 2017

FROM: Michael Morris, P.E.
Director of Transportation

SUBJECT: Status Report on Staff Appointment to the State's Vehicle Inspection
Advisory Committee

The Vehicle Inspection Advisory Committee serves to advise the Texas Department of Public Safety (DPS) and the Texas Commission on Environmental Quality (TCEQ) relating to the operation of the State's vehicle inspection program. The Committee recently filled open seats and Shawn Dintino, NCTCOG Transportation staff, was appointed by the TCEQ to fill an open term of three years, expiring in 2020.

The Committee is composed of seven members representing various stakeholders such as inspection station operators and equipment manufacturers. In addition, DPS and the TCEQ each appoint one member of the committee who alternate serving as the presiding officer. Members use their collective business, environmental, and technical expertise and experience to make recommendations relating to the vehicle inspection program and any other advisory function requested by DPS or the TCEQ.

JB:mg



North Central Texas Council of Governments

Item 10

2017-04-10-TR

MEETING DATE: April 27, 2017

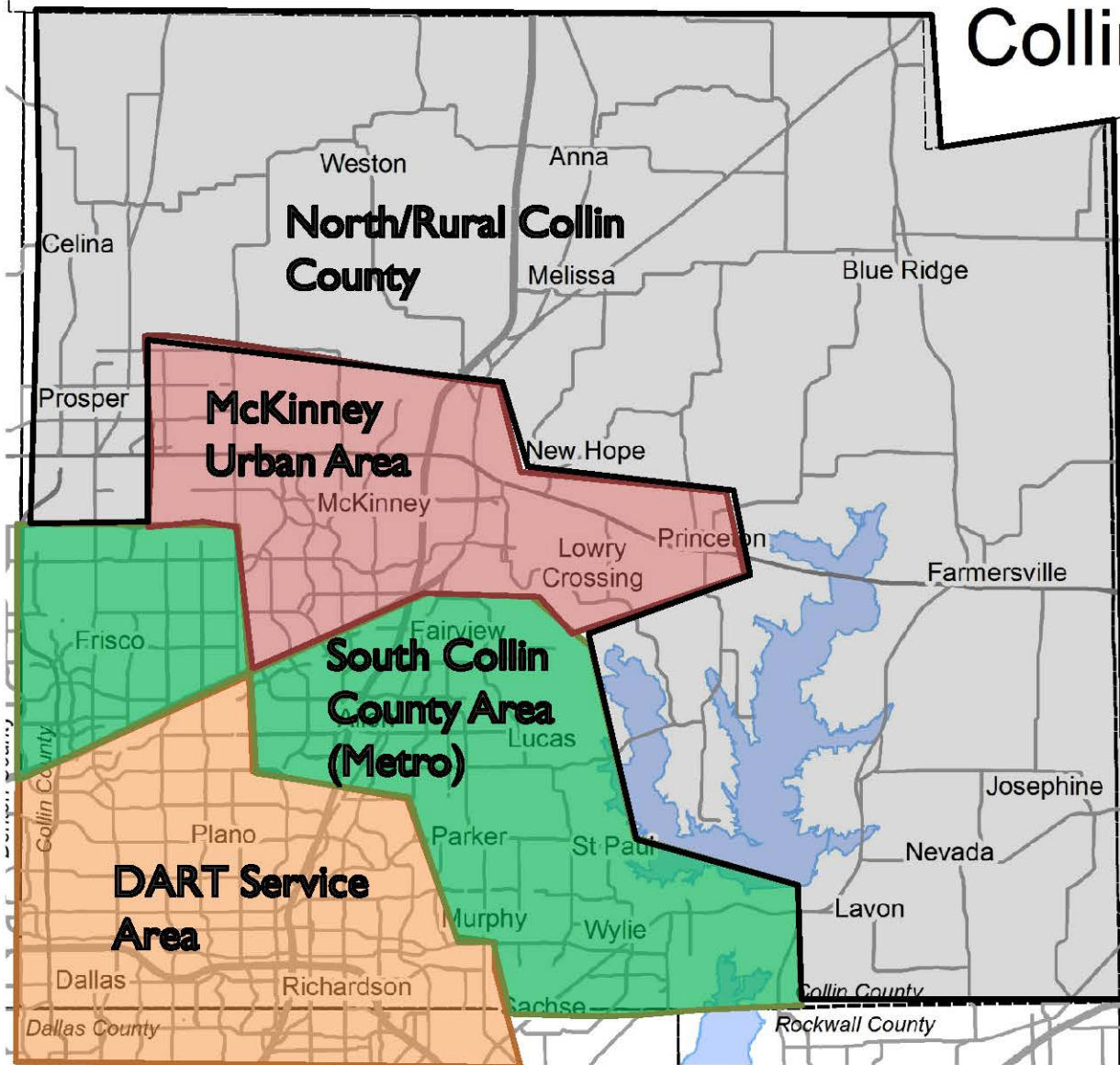
FROM: Michael Morris, P.E.
Director of Transportation

SUBJECT: Status Report on Texoma Area Paratransit System

Starting in 2013, the Regional Transportation Council entered into agreements with Texoma Area Paratransit System (TAPS) for Federal Transit Administration (FTA) funding and vehicles. Under Section 3.06 of the Unified Planning Work Program, these agreements supported transit service in the southwest portion of Collin County inside the Dallas-Fort Worth-Arlington Urbanized Area and outside of Dallas Area Rapid Transit's service area (See the green color on the colored map). Over the period from 2013 to 2015, financial problems became evident at TAPS and by December 2015, TAPS cancelled all services in Collin County. During the following year, staff worked to close out agreements and redistribute vehicles. The attached presentation provides a summary of closeout activities. I will provide a brief presentation on this item and will be available to answer any questions.

SJC:tmb
Attachment

Collin County



RTC-Approved Funding for South Collin County Area

| Funding | Purpose | Source | Status |
|---------|--|------------------------------------|--|
| \$250k | Financial backstop for a local TAPS loan | RTC Local | Not accessed by TAPS |
| \$100k | Financial consulting services provided to TAPS in 2015 | RTC Local | Paid back to NCTCOG through reprogrammed funds |
| ~\$6.5M | Support transit service (FY13-FY16) | FTA Urbanized Area Formula Program | ~\$5M returned and reprogrammed to regional partners |
| ~\$1.9M | Projects under three competitive funding programs | Other FTA programs | ~\$700k returned to be reprogrammed |

All requests for reimbursement have been paid or cancelled and all funding agreements have been terminated

No further financial liability to TAPS

Status of Assets

Twenty-eight vehicles funded by the RTC were used by TAPS; per policy, NCTCOG held a lien on the titles

All vehicles have been sold or transferred from TAPS

- Twenty-one vehicles transferred to other partners
- Six vehicles past their useful life sold and proceeds returned to NCTCOG
- One remaining vehicle pending disposal

Vehicle funding procedures have been updated to ensure that RTC-funded vehicles are ADA compliant and meet cosmetic standards (painted white, no agency-specific branding)

Status of Coordination Activities

Reviewed internal controls and verified their suitability; added additional communication checkpoints in risk-assessment processes

Ongoing communication internally and with external stakeholders, including STTC, RTC, TxDOT and FTA

Will reprogram ~\$700k through open RTC Transit Call for Projects (funding to increase mobility options for seniors and individuals with disabilities)

Will explore opportunities for legislative approach related to transit board oversight of financials at smaller transit agencies (similar to what exists for transit authorities)

EXECUTIVE BOARD ATTENDANCE

June 2016 - May 2017

| Name | June | July | August | September | October | November | December | January | February | March | April | May | TOTAL |
|---|---|------|--------|-----------|---------|----------|----------|---------|----------|-------|-------|-----|-------|
| Lissa Smith President | P | P | P | P | P | P | P | A | P | P | | | 9 |
| Tom Lombard Vice-President | P | P | P | P | P | P | P | P | P | P | | | 10 |
| Kevin Strength Secretary/Treasurer | P | P | A | P | A | P | P | P | P | P | | | 8 |
| John Horn Past President | P | P | P | A | A | P | P | P | P | P | | | 8 |
| Bruce Archer | A | P | P | A | P | A | A | P | P | A | | | 5 |
| J. D. Clark | P | A | A | P | P | P | P | P | A | P | | | 7 |
| Kelly Gray | A | A | P | P | P | P | P | A | P | A | | | 6 |
| Clay Jenkins | P | A | P | P | P | A | A | P | P | P | | | 7 |
| Lee Kleinman | A | P | A | P | P | P | P | A | A | P | | | 6 |
| Dan McClendon | P | A | P | A | P | A | A | P | P | A | | | 5 |
| Bobbie Mitchell | P | P | A | P | P | P | P | P | P | P | | | 9 |
| Keith Self | A | A | P | P | P | P | P | P | P | P | | | 8 |
| Ray Smith | P | P | P | P | P | P | P | P | P | P | | | 10 |
| Chris Watts | A | A | A | A | A | A | A | P | P | A | | | 2 |
| Kathryn Wilemon | P | P | P | P | P | P | P | P | P | P | | | 10 |
| Glen Whitley | P | P | A | P | P | A | A | P | A | P | | | 6 |
| Bruce Wood | P | P | A | P | P | P | P | P | P | P | | | 9 |
| Ron Simmons - Ex Officio, Non-Voting | | | | | | | | | | A | | | 0 |
| TOTAL PRESENT | 13 | 11 | 11 | 12 | 15 | 12 | 12 | 14 | 14 | 13 | | | |
| Attendance Code: | P=Present A=Absence NM=No meeting | | | | | | | | | | | | |



North Central Texas Council of Governments

2017 NCTCOG Executive Board Calendar

| | |
|---------------------------|--|
| May 25, 2017 | Executive Board Meeting – NCTCOG Offices |
| June 16, 2017 | GENERAL ASSEMBLY- Hurst |
| June 22, 2017 | Executive Board Meeting – NCTCOG Offices |
| July 27, 2017 | Executive Board Meeting – NCTCOG Offices |
| August 24, 2017 | Executive Board Meeting – NCTCOG Offices |
| September 28, 2017 | Executive Board Meeting – NCTCOG Offices |
| October 26, 2017 | Executive Board Meeting – NCTCOG Offices |
| November 16 , 2017 | Executive Board Meeting – NCTCOG Offices |
| December 21, 2017 | Executive Board Meeting – NCTCOG Offices |