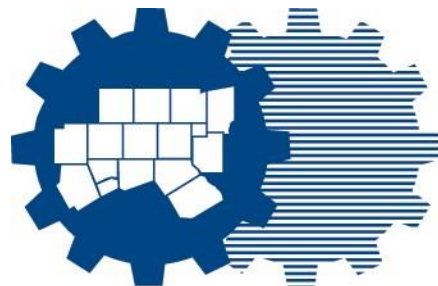


ANNUAL FISCAL PROGRAM

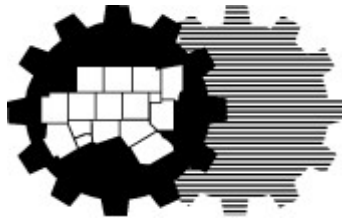
FISCAL YEAR 2023



**North Central Texas
Council of Governments**



Fiscal Year 2023



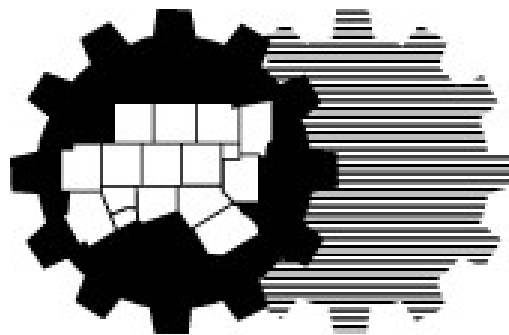
Annual Fiscal Program

North Central Texas Council of Governments

R. MICHAEL EASTLAND
Executive Director

MONTE C. MERCER
Deputy Executive Director

P.O. Box 5888
Arlington, TX 76005-5888
(817) 640-3300
(817) 640-7806 (fax)
www.nctcog.org



**North Central Texas
Council of Governments**

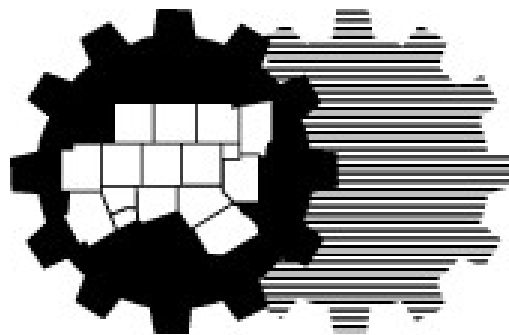
TABLE OF CONTENTS

THE FISCAL PROGRAM

Mission Statement	1
Map of Region	2
Member Governments	3
Executive Board and Administrative Staff	5
Organizational Chart.....	6
Budget Message	7
Summary of Fund Availability and Program Expenditures	11
Fund Availability by Source	12
Expenditures by Objective	13
Actual and Estimated Revenues History	14
Revenues by Source History	15
Membership Dues.....	16
Staffing Summary	17
Budget Summary	18
Funding Summary	19

THE WORK PROGRAM

Agency Management	21
Agency Administration	25
Public Affairs	29
Research and Information Services	33
Community Services	41
Area Agency on Aging	53
North Central Texas Emergency Communications District	57
Environmental & Development	63
Transportation	69
Workforce Development	81
Emergency Preparedness	85
Public Employee Benefits Cooperative	91

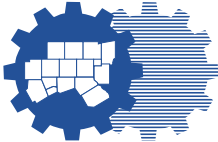


**North Central Texas
Council of Governments**

Mission Statement

We are an association of, by, and for local governments. We assist our members in planning for common needs, cooperating for mutual benefit, and recognizing regional opportunities for improving the quality of life in North Central Texas.

North Central Texas Council of Governments



Values:

REGIONALISM

We believe regionalism is the cornerstone of our existence, and that our unique regional perspective provides us the vantage point to address issues that extend beyond traditional boundaries. It is our goal to be the catalyst for building consensus from diverse viewpoints and maximizing regional unity.

GOVERNANCE

We feel that policy decisions are best made by the level of government closest to the people. Therefore, we directly involve local governments in our decision-making process, which is made up of an executive board of local elected officials and regional citizens with support from numerous study, technical, and policy committees.

SERVICE

We seek to provide high quality service to our members. Our charge is to work with our local governments and other service providers to identify the most useful and beneficial plans, services, and products to satisfy their needs, and, then, to provide them in a courteous and timely manner.

EMPLOYEES

We value our employees and respect both individual excellence and dedicated teamwork. We support the principles of professional development, fair and consistent personnel practices, and competitive compensation.

ETHICS

We maintain the highest standards of professional integrity in providing competent, technically sound products and services. Honesty and impartiality are minimum standards for all our dealings with our members, the general public, other agencies, and each other.

INNOVATION

We recognize that our members are best served by our ability to anticipate the consequences of dynamic change. We, therefore, will help local governments find innovative solutions to both existing and future challenges facing North Central Texas.

**NORTH CENTRAL TEXAS COUNCIL OF GOVERNMENTS
MEMBER GOVERNMENTS (228)**

Counties (16)

**Collin
Dallas
Denton
Ellis
Erath
Hood**

**Hunt
Johnson
Kaufman
Navarro
Palo Pinto
Parker**

**Rockwall
Somervell
Tarrant
Wise**

Cities (169)

**Addison
Aledo
Allen
Alvarado
Alvord
Angus
Anna
Annetta
Argyle
Arlington
Aubrey
Aurora
Azle
Balch Springs
Bartonville
Bedford
Benbrook
Blooming Grove
Blue Mound
Blue Ridge
Bridgeport
Burleson
Caddo Mills
Carrollton
Cedar Hill
Celeste
Celina
Chico
Cleburne
Colleyville
Combine
Commerce
Coppell
Copper Canyon
Corinth
Corsicana
Crandall
Cross Timbers
Crowley
Dallas
Dalworthington Gardens
Decatur
Denton
DeSoto
Dish**

**Double Oak
Dublin
Duncanville
Edgecliff Village
Ennis
Eules
Everman
Fairview (Collin)
Farmers Branch
Farmersville
Ferris
Flower Mound
Forest Hill
Forney
Fort Worth
Frisco
Garland
Glenn Heights
Glen Rose
Gordon
Graford
Granbury
Grand Prairie
Grandview
Grapevine
Greenville
Hackberry
Haltom City
Haslet
Heath
Hickory Creek
Highland Park
Highland Village
Hudson Oaks
Hurst
Hutchins
Irving
Italy
Josephine
Joshua
Justin
Kaufman
Keene
Keller
Kemp**

**Kennedale
Kerens
Krugerville
Krum
Lake Bridgeport
Lake Dallas
Lake Worth
Lakewood Village
Lancaster
Lavon
Lewisville
Little Elm
Lucas
Mabank
Mansfield
McKinney
McLendon-Chisholm
Melissa
Mesquite
Midlothian
Milford
Millsap
Mineral Wells
Murphy
New Fairview
New Hope
Newark
Northlake
North Richland Hills
Oak Point
Ovilla
Pantego
Paradise
Parker
Pecan Hill
Pilot Point
Plano
Ponder
Princeton
Prosper
Quinlan
Red Oak
Reno
Rhome
Richardson**

**NORTH CENTRAL TEXAS COUNCIL OF GOVERNMENTS
MEMBER GOVERNMENTS (228)**

Cities (169) - continued

**Richland Hills
Rio Vista
River Oaks
Roanoke
Rockwall
Rowlett
Royse City
Runaway Bay
Sachse
Saginaw
Sanger
Sansom Park**

**Scurry
Seagoville
Southlake
Springtown
Stephenville
Sunnyvale
Talty
Terrell
The Colony
Trophy Club
University Park
Venus**

**Watauga
Waxahachie
Weatherford
West Tawakoni
Westworth Village
White Settlement
Willow Park
Wilmer
Wolfe City
Wylie**

School Districts (19)

**Arlington ISD
Birdville ISD
Cedar Hill ISD
Denton ISD
Duncanville ISD
Farmersville ISD
Garland ISD**

**Grand Prairie ISD
Greenville ISD
Hurst-Euless-Bedford ISD
Kaufman ISD
Lewisville ISD
Mansfield ISD
Mesquite ISD**

**Midlothian ISD
Plano ISD
Rockwall ISD
Terrell ISD
Weatherford ISD**

Special Districts (24)

**Acton Municipal Utility District
Benbrook Water and Sewer
Authority
Central Appraisal District of
Johnson County
Collin County Central
Appraisal District
Dallas Area Rapid Transit
Dallas County College
Dallas County Flood Control
District #1
Dallas County Park Cities
Municipal Utility District
Dallas County Utility &
Reclamation District**

**Denton County Fresh Water
Supply District #1A
Denton County Fresh Water
Supply District #6/7
Denton County Transportation
Authority
Hunt Memorial Hospital
District
Johnson County Special Utility
District
Lake Cities Municipal Utility
Authority
Metropolitan Area EMS
Authority**

**North Texas Municipal Water
District
North Texas Tollway Authority
Tarrant County Regional Water
District
Trinity Metro
Trinity River Authority
Trophy Club Municipal Utility
District #1
Weatherford College
Wise County Water Control &
Improvement District #1**

NORTH CENTRAL TEXAS COUNCIL OF GOVERNMENTS
2022- 2023 EXECUTIVE BOARD

President
Andrew Piel
Councilmember
City of Arlington

Vice President
Bill Heidemann
Mayor
City of Corinth

Secretary-Treasurer
Chris Hill
County Judge
Collin County

Past President
David Sweet
County Judge
Rockwall County

Director
Clay Jenkins
County Judge
Dallas County

Director
B. Glen Whitley
County Judge
Tarrant County

Director
Bobbie Mitchell
Commissioner
Denton County

Director
Cara Mendelsohn
Councilmember
City of Dallas

Director
Carlos Flores
Councilmember
City of Fort Worth

Director
J. D. Clark
County Judge
Wise County

Director
Todd Little
County Judge
Ellis County

Director
Jorja Clemson
Councilmember
City of Grand Prairie

Director
Clyde Hairston
Mayor
City of Lancaster

Director
Rick Carmona
Mayor
City of Terrell

Director
Janet DePuy
Mayor Pro Tem
City of Richardson

Director
Linda Martin
Mayor
City of Euless

Director
Victoria Johnson
Councilmember
City of Burleson

Ex Officio Nonvoting Member
Dr. Glenn Rogers
State Representative
District 60

Executive Director
Mike Eastland

ADMINISTRATIVE STAFF

Deputy Executive Director
Monte Mercer

Director, Agency Administration
Molly Rendon

Director, Area Agency on Aging
Doni Greene

Director, Research and Information Services
Tim Barbee

Director, Environment and Development
Edith Marvin

Director, Emergency Preparedness
Maribel Martinez

Director, Workforce Development
Phedra Redifer

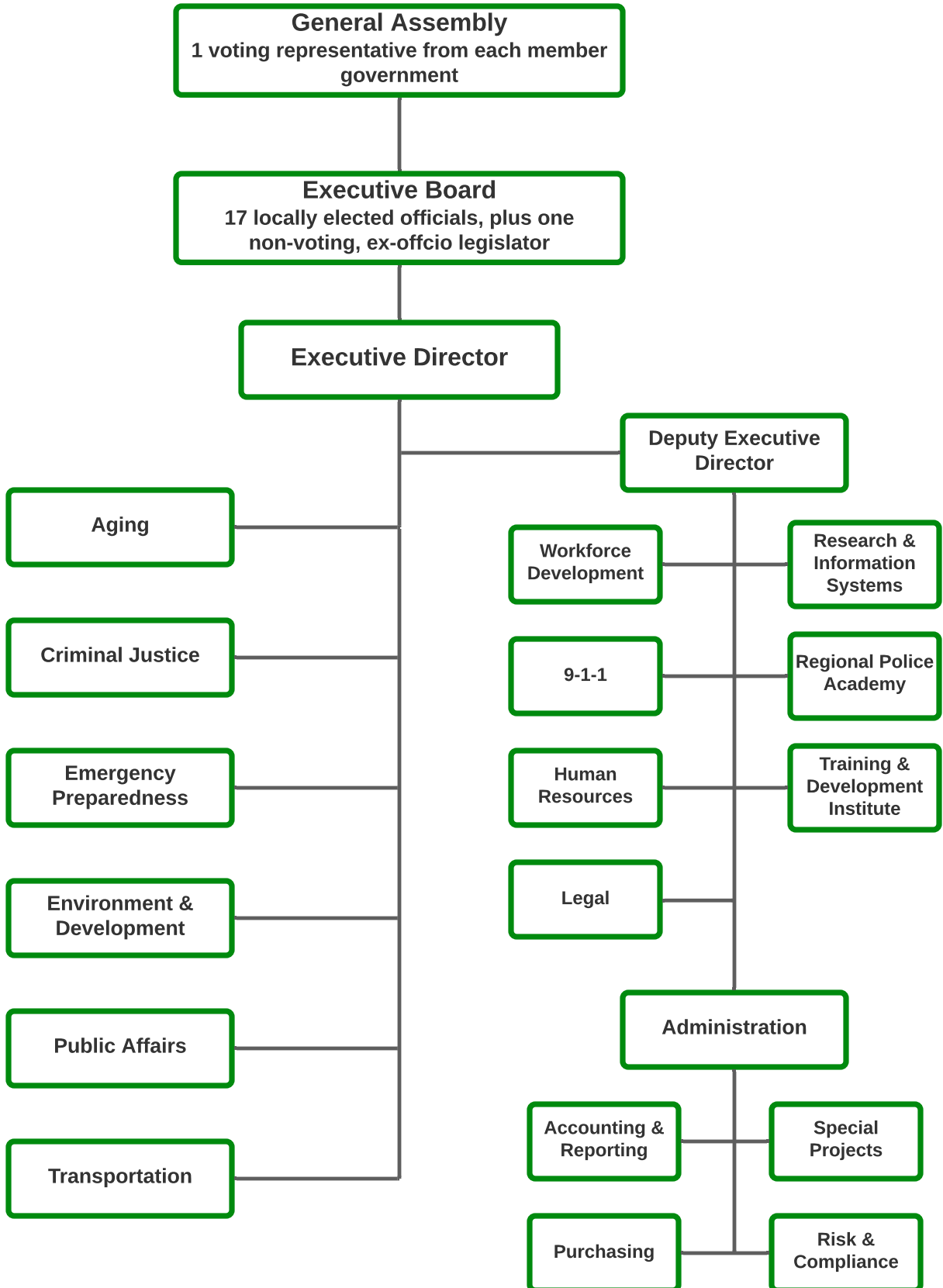
Director, Transportation
Michael Morris

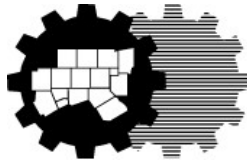
Director, 9-1-1 Administration
Christy Williams

Executive Director, Public Employee Benefits
Cooperative
Dolores Lewis

Organizational Chart

North Central Texas Council of Governments





North Central Texas Council of Governments

September 22, 2022

The Honorable President and Executive Board Members
North Central Texas Council of Governments

Dear Policy Leaders:

We are pleased to present the 2023 fiscal year budget for the North Central Texas Council of Governments. The program of work funded by this budget addresses our mission of providing timely and effective services to our membership. The budget documents the planned use of available funds during the fiscal year which is comprised mainly of grants and local contracts for services that may encompass multiple fiscal years. We believe the budget also makes the most efficient use possible of the available resources entrusted to this agency.

Total budgeted expenses for FY2023 are \$287.2 million of which \$145.1 million is classified as pass-through and \$14.7 million as in-kind funds. This leaves \$114.2 million after interdepartmental charges for agency operations, which have the purpose of providing direct services and project coordination for our membership. By comparison, the FY2022 budget had projected total expenses of \$313.0 million with pass-through funding of \$167.7 million and in-kind of \$20.5 million. The resulting FY2022 local operating budget after interdepartmental charges was \$111.7 million. Program expenditure details are contained within the Work Program section of this document.

The following table provides a comparison of expenditures by department for FY2023 and FY2022:

PROGRAM EXPENDITURES	Fiscal Year 2023	Fiscal Year 2022	Amount Change	% Change
Workforce Development	\$ 121,734,000	\$ 153,540,000	\$ (31,806,000)	-26.1%
Transportation	96,183,000	101,535,000	(5,352,000)	-5.6%
Area Agency on Aging	18,374,000	14,255,000	4,119,000	22.4%
North Central Texas 9-1-1	15,369,000	10,884,000	4,485,000	29.2%
Agency Administration	11,564,000	11,797,000	(233,000)	-2.0%
Research & Information Services	10,895,000	9,725,000	1,170,000	10.7%
Environment & Development	5,761,000	3,679,000	2,082,000	36.1%
Emergency Preparedness	2,210,000	2,696,000	(486,000)	-22.0%
Community Services	2,020,000	2,019,000	1,000	0.0%
Public Employee Benefits Cooperative	1,540,000	1,384,000	156,000	10.1%
Agency Management & Public Affairs	1,512,000	1,524,000	(12,000)	-0.8%
TOTAL EXPENDITURES	\$ 287,162,000	\$ 313,038,000	\$ (25,876,000)	-9.0%
Less: Interdepartmental Transfers for Direct Charges and Indirect Overhead	(13,244,000)	(13,222,000)	\$ (22,000)	0.2%
TOTAL EXPENDITURES	\$ 273,918,000	\$ 299,816,000	\$ (25,898,000)	-9.5%
Less: Local Governments In-Kind Support & Program Income	(14,706,000)	(20,460,000)	\$ 5,754,000	-39.1%
NET EXPENDITURES	\$ 259,212,000	\$ 279,356,000	\$ (20,144,000)	-7.8%
Less: Pass-Through Funds	(145,054,000)	(167,674,000)	\$ 22,620,000	-15.6%
NET OPERATING EXPENDITURES	\$ 114,158,000	\$ 111,682,000	\$ 2,476,000	2.2%

Revenues for Programs and Services

Sources of revenue for the North Central Texas Council of Governments budgeted for FY 2023 are: (1) **Local revenues** of \$43,249,000 which account for 15.8% of total revenues; (2) direct **State and State administered grants** of \$212,554,000 which account for 77.6% of total revenues; and (3) direct **Federal grants** of \$18,115,000 which account for 6.6% of total revenues.

1) **Local Revenues: \$43,249,000**

- **Local contracts: \$14,967,000**

The includes local funds for projects and grant matching requirements as well as fee-for-service contracts to local governments and the private sector.

- **North Central Texas Emergency Communications District Fees: \$11,284,000**

- **Local Government Annual Dues: \$797,000**

Dues for cities with populations under 2,000, school districts, and special districts are \$100 per year. Dues for cities between 2,000 and 5,000 in population are \$200 per year. Dues for cities over 5,000 in population are assessed on the basis of \$0.10 per capita in Dallas, Tarrant, Denton, and Collin Counties and \$0.08 per capita in the remaining counties. All counties are assessed on \$0.01 per capita (with a \$200 minimum). NCTCOG currently has 228 member governments consisting of 16 counties, 169 cities, 19 school districts and 24 special districts. The per capita rates remain unchanged from FY2022.

- **Emergency Preparedness Dues: \$680,000**

This funding from member governments is entirely voluntary and is solely used for the operations of the Emergency Preparedness department. This department is responsible for the regional coordination of emergency planning.

- **Regional Police Academy & Training Institute tuitions: \$416,000**

- **Regional Information Center sales & Interest income: \$130,000**

- **Local government In-kind: \$14,706,000**

2) **State Administered Grants: \$212,554,000**

Many federal agencies have allocated funds to state governments for further distribution to local governments. These funds are passed through to the State then to NCTCOG primarily from the Department of Labor, Department of Health and Human Services, Department of Transportation, and Environmental Protection Agency. Additionally, air quality funds, criminal justice planning funds, solid waste planning funds are received directly from the State.

3) **Direct Federal Grants: \$18,115,000**

Funding from these grants includes \$16.6 million to the Transportation department for its continued development of transportation planning and air quality initiatives and \$1.0 million to the Environment and Development department for floodplain management projects.

Total expenditures in fiscal year 2023, net of interdepartmental transfers, amount to \$273,918,000. Of this amount, \$145,054,000 is considered pass through funds. Pass through funds are not considered a part of NCTCOG's operating funds. They are defined as funds managed and administered by NCTCOG, but are passed through to local governments and community-based organizations. These funds include support for selected programs such as Stormwater Management; Area Agency on Aging services; Workforce Development services; 9-1-1 services; and various transportation projects within the region.

Expenditures for Programs and Services

A summary of work programs, special projects and services is outlined in detail for each department within the section of this publication entitled "Work Program." The following information summarizes expenditures for programs and services.

- **Workforce Development: \$121,734,000**
Workforce Development administers publicly funded employment and training programs for Collin, Denton, Ellis, Erath, Hood, Hunt, Johnson, Kaufman, Navarro, Palo Pinto, Parker, Rockwall, Somervell, and Wise Counties. The department provides staff support to the North Central Texas Workforce Development Board by providing planning, coordination, management, and oversight services.
- **Transportation: \$96,183,000**
The Transportation Department provides technical planning services in support of development, project selection, and implementation of transportation projects in the Regional Transportation Plan and Transportation Improvement Program. The Department also provides regional planning, travel forecasting, air quality analysis, transit and traffic operations planning, airport planning, and technical assistance to local governments.
- **Area Agency on Aging: \$18,374,000**
The Council of Governments and its Area Agency on Aging (AAA) serves older adults (age 60 and older) and their family caregivers. It serve Collin, Denton, Ellis, Erath, Hood, Hunt, Johnson, Kaufman, Navarro, Palo Pinto, Parker, Rockwall, Somervell, and Wise counties. This is done by creating and maintaining a coordinated network of health and social services for older adults and family caregivers as well as providing information, education, and direct services.
- **North Central Texas Emergency Communications District (NCT9-1-1): \$15,369,000**
The North Central Texas Emergency Communications District (NCT9-1-1) is responsible for 43 Public Safety Answering Points (PSAPs) in 13 counties surrounding the Dallas/Fort Worth Metroplex.
- **Agency Administration: \$11,564,000**
Agency Administration is responsible for fiscal management, grants administration and budgeting; internal audit, administration of purchasing, human resources, insurance, the retirement system, records management, and office space; as well as operation of the supply/mail/copy center.
- **Research and Information Services: \$10,895,000**
Research & Information Services provides general technical assistance; population and employment forecasts; annual population, housing and employment estimates; land use information; development announcement reports; and tabulation/analysis of Census data. Support is provided to a regional Geographic Information System (GIS) and NCTCOG's internal computer network. Custom data analyses and special products are also provided on a fee-for-service basis.
- **Environment and Development: \$5,761,000**
The Environment & Development Department supports numerous committees composed of local government officials and staff, representatives of business, industry, and nonprofit organizations, as well as private citizens to address a variety of projects and programs dealing with municipal solid waste, public works, building codes, storm water management, flooding, water quality, air quality, recycling, trails, and development.
- **Emergency Preparedness: \$2,210,000**
The primary mission of the Emergency Preparedness Department is to build a foundation for lasting partnerships and proactive emergency preparedness in North Central Texas through advocacy, information sharing, and collaboration. Then Emergency Preparedness program facilitates information sharing, collaboration, and cooperation between jurisdictions in a politically neutral and supportive environment. The resulting planning, projects and programs help build both local and regional capabilities, and enhance the protection of our North Central Texas populations and critical infrastructure.

- **Community Services: \$2,020,000**
 - **Regional Police Academy: \$ \$1,161,000**
This program offers basic peace officer instruction as well as advanced courses for law enforcement personnel. It is funded in part by tuitions and complemented by a Criminal Justice Division grant of approximately \$777,000.
 - **Training and Development Institute: \$373,000**
The Training and Development Institute provides a variety of employee development training programs for government agencies located in the North Central Texas Region.
 - **Share: \$308,000**
The SHARE program is the direct outcome of local governments partnering together to identify common needs in the North Texas area and developing solutions through collaboration and cooperative purchasing programs. Share is designed to deliver a customer-focused marketplace and meet the needs of North Texas' Public Sector entities.
 - **Criminal Justice Planning: \$178,000**
NCTCOG's Criminal Justice Planning program assists local governments and non-profit entities with the development of programs and projects designed to address particular crime related community problems.
- **Public Employee Benefits Cooperative: \$1,540,000**
The Public Employee Benefits Cooperative (PEBC) was created in 1998 providing many services including joint purchase of employee benefits and cost-effective, centralized administration. PEBC member groups include Dallas County, Tarrant County, the North Texas Tollway Authority, Denton County and Parker County.
- **Agency Management: \$1,286,000**
Agency Management supervises the day-to-day operation of the agency; implements policy directives of the Executive Board; and maintains all records of the Board (official minutes, resolutions, bylaws, and appointments). This department also manages several local government professional roundtables.
- **Public Affairs: \$226,000**
Public Affairs provides a variety of external services on behalf of the agency (news media/public relations; directories, newsletters, and special publications; presentations; and operation of the Regional Information Center) and certain internal services for all departments (meeting/workshop arrangements, graphic design and photography, switchboard, mailing lists, and special projects).

SUMMARY

This budget is consistent with those of past years in terms of structure. In fiscal year 2023, NCTCOG will continue to accept new opportunities to provide services to its member governments. This budget provides a basis for regional problem solving through effective planning and coordination. It is with great pleasure that we present this budget to you.

Respectfully Submitted,




R. Michael Eastland
Executive Director



Monte C. Mercer
Deputy Executive Director

FISCAL PROGRAM





**NORTH CENTRAL TEXAS COUNCIL OF GOVERNMENTS
SUMMARY OF FUND AVAILABILITY AND PROGRAM EXPENDITURES
COMBINED SCHEDULE**

	<u>Actual FY2021</u>	<u>Revised FY2022</u>	<u>Budget FY2023</u>	<u>Amount Change</u>
<u>FUND AVAILABILITY</u>				
Local				
Local Contracts	\$ 11,100,857	\$ 12,364,752	\$ 14,967,242	\$ 2,602,490
NCTCOG Membership Dues	752,591	768,390	796,901	28,511
NCTCOG Emergency Preparedness Dues	457,000	643,131	680,000	36,869
NCTECD Fees	10,864,907	10,617,000	11,284,331	667,331
Training & Development Institute	158,459	217,103	268,681	51,578
Regional Police Academy	426,336	481,805	415,617	(66,188)
Regional Information Center	5,753	10,000	10,000	-
Interest Income - Unrestricted	4,483	20,000	120,000	100,000
Interest Income - Restricted	22,324	-	-	-
Local Governments In-Kind Support & Program Income	<u>5,603,337</u>	<u>20,460,197</u>	<u>14,706,191</u>	<u>(5,754,006)</u>
	29,396,047	45,582,378	43,248,963	(2,333,415)
State	116,230,240	231,461,696	212,553,538	(18,908,158)
Federal	<u>12,541,382</u>	<u>22,174,742</u>	<u>18,115,067</u>	<u>(4,059,675)</u>
TOTAL AVAILABLE FUNDS	158,167,669	299,218,816	273,917,568	(25,301,248)
Less: Local Governments In-Kind Support & Program Income	<u>(5,603,337)</u>	<u>(20,460,197)</u>	<u>(14,706,191)</u>	<u>5,754,006</u>
NET AVAILABLE FUNDS	152,564,332	278,758,619	259,211,377	(19,547,242)
Less: Pass-Through Funds	(73,125,870)	(167,674,101)	(145,053,770)	22,620,331
Transfer from (to) Fund Balance				
General	(345,131)	-	-	-
Special Revenue	(630,656)	-	-	-
Proprietary	(560,013)	-	-	-
Component Unit	<u>(2,016,124)</u>	<u>597,250</u>	<u>-</u>	<u>(597,250)</u>
NET OPERATING FUNDS	\$ 75,886,538	\$ 111,681,768	\$ 114,157,607	\$ 2,475,839
<u>DEPARTMENTAL EXPENDITURES</u>				
Agency Management	\$ 1,064,582	\$ 1,317,689	\$ 1,285,687	\$ (32,002)
Agency Administration	10,430,206	11,796,675	11,563,708	(232,967)
Public Affairs	147,356	206,116	225,818	19,702
Research & Information Services	9,509,501	9,724,587	10,895,536	1,170,949
Community Services	1,742,177	2,018,925	2,020,162	1,237
Area Agency on Aging	13,050,885	14,255,459	18,373,818	4,118,359
North Central Texas 9-1-1	8,569,645	10,884,420	15,369,030	4,484,610
Environment & Development	4,064,955	3,678,728	5,760,770	2,082,042
Transportation	47,670,956	101,535,531	96,182,748	(5,352,783)
Workforce Development	68,190,418	153,539,794	121,734,396	(31,805,398)
Emergency Preparedness	1,826,488	2,696,263	2,209,858	(486,405)
Public Employee Benefits Cooperative	<u>1,442,030</u>	<u>1,383,907</u>	<u>1,540,517</u>	<u>156,610</u>
TOTAL DEPARTMENTAL EXPENDITURES	167,709,199	313,038,094	287,162,048	(25,876,046)
Less: Interdepartmental Transfers for Direct Charges and Indirect Overhead	<u>(13,093,454)</u>	<u>(13,222,028)</u>	<u>(13,244,480)</u>	<u>(22,452)</u>
TOTAL EXPENDITURES	154,615,745	299,816,066	273,917,568	(25,898,498)
Less: Local Governments In-Kind Support & Program Income	<u>(5,603,337)</u>	<u>(20,460,197)</u>	<u>(14,706,191)</u>	<u>5,754,006</u>
NET EXPENDITURES	149,012,408	279,355,869	259,211,377	(20,144,492)
Less: Pass-Through Funds	<u>(73,125,870)</u>	<u>(167,674,101)</u>	<u>(145,053,770)</u>	<u>22,620,331</u>
NET OPERATING EXPENDITURES	\$ 75,886,538	\$ 111,681,768	\$ 114,157,607	\$ 2,475,839

**NORTH CENTRAL TEXAS COUNCIL OF GOVERNMENTS
FUND AVAILABILITY BY SOURCE
FOR FY 2023**

	In-Kind	Cash	Total
LOCAL			
Local Contracts	\$	\$ 14,967,242	
NCTECD Fees		11,284,331	
NCTCOG Membership Dues		796,901	
Emergency Preparedness Dues		680,000	
Regional Police Academy		415,617	
Training & Development Institute		268,681	
Interest Income		120,000	
Regional Information Center		10,000	
In-Kind Contributions	14,706,191	-	
TOTAL LOCAL	14,706,191	28,542,772	\$ 43,248,963
STATE			
Texas Workforce Commission (TWC)		123,292,793	
Texas Department of Transportation (TxDOT)		63,788,399	
Texas Health & Human Services		15,516,276	
Commission on State Emergency Communications (CSEC)		4,494,850	
Texas Commission on Environmental Quality (TCEQ)		2,233,022	
Governor's Office		2,203,194	
Texas Water Development Board		750,000	
Texas Department of Public Safety (DPS)		254,721	
Texas Department of Agriculture (TDA)		20,283	
TOTAL STATE			212,553,538
FEDERAL			
Federal Transit Authority (FTA)		9,096,780	
Environmental Protection Agency (EPA)		5,998,694	
Federal Highway Administration (FHA)		932,000	
Federal Emergency Management Agency (FEMA)		835,000	
United States Department of Defense (US DOD)		701,531	
United States Department of Health and Human Services (US HHS)		400,000	
United States Department of Commerce (US DOC)		100,800	
United States Department of Energy (US DOE)		50,262	
TOTAL FEDERAL			18,115,067
TOTAL AVAILABLE FUNDS			\$ 273,917,568

**NORTH CENTRAL TEXAS COUNCIL OF GOVERNMENTS
EXPENDITURES BY OBJECTIVE
FOR FY 2023**

	Operations & Services	In-Kind	Pass- through	Total Budget
Agency Management	\$ 1,214,487	\$ 71,200	\$ -	\$ 1,285,687
Agency Administration	\$ 11,563,708	\$ -	\$ -	\$ 11,563,708
Public Affairs	\$ 225,818	\$ -	\$ -	\$ 225,818
Research & Information Services	\$ 10,895,536	\$ -	\$ -	\$ 10,895,536
Community Services	\$ 2,020,162	\$ -	\$ -	\$ 2,020,162
Area Agency on Aging	\$ 6,349,592	\$ 1,657,199	\$ 10,367,027	\$ 18,373,818
NCT 9-1-1	\$ 14,949,030	\$ -	\$ 420,000	\$ 15,369,030
Environment & Development	\$ 3,692,437	\$ -	\$ 2,068,333	\$ 5,760,770
Transportation	\$ 59,920,646	\$ 10,183,989	\$ 26,078,113	\$ 96,182,748
Workforce Development	\$ 12,883,976	\$ 2,730,123	\$ 106,120,297	\$ 121,734,396
Emergency Preparedness	\$ 2,146,178	\$ 63,680	\$ -	\$ 2,209,858
Public Employee Benefits Cooperative	\$ 1,540,517	\$ -	\$ -	\$ 1,540,517
Subtotals	127,402,087	14,706,191	145,053,770	287,162,048
Less: Transfers for Direct Charges and Indirect Overhead	(13,244,480)	-	-	(13,244,480)
TOTALS	\$ 114,157,607	\$ 14,706,191	\$ 145,053,770	\$ 273,917,568

\$145,053,770 of NCTCOG's budget is passed through for the benefit of local governments and community-based organizations

DEFINITIONS:

Pass-Through: Funds administered by NCTCOG which are directly passed through to local governments and community-based organizations for their specific benefit along with funds for consulting services.

In-Kind: Contributed services provided primarily by community based organizations, such as local volunteer services. These "in-kind" contributions do not require the expenditure of cash by NCTCOG. They are, however, required as local match on grantor funds to carry out the basic work programs.

**NORTH CENTRAL TEXAS COUNCIL OF GOVERNMENTS
ACTUAL and ESTIMATED REVENUES
INCLUDING PASS-THROUGH AND IN-KIND FUNDS**

Fiscal Year	Total Revenues	Pass- Through Funds	In-Kind Funds	Net Operational Funds ⁽¹⁾	Authorized Full-time Positions
2014	149,349,842	47,685,643	16,694,632	84,413,141	326
2015	157,585,052	48,549,332	22,761,322	85,699,872	327
2016	147,369,793	49,446,830	16,341,627	81,177,915	353
2017	149,872,445	51,735,607	14,223,147	83,171,842	360
2018	155,241,930	54,951,744	15,083,127	83,600,191	379
2019	170,299,083	59,522,326	16,424,806	92,608,686	393
2020	169,813,498	73,125,870	14,214,187	79,930,583	396
2021	158,167,669	73,125,870	5,603,337	75,886,538	406
2022 ⁽²⁾	299,218,816	167,674,101	20,460,197	111,681,768	417
2023 ⁽³⁾	273,917,568	145,053,770	14,706,191	114,157,607	434

⁽¹⁾ Includes fund balance transfers

⁽²⁾ Estimated

⁽³⁾ Budgeted

**NORTH CENTRAL TEXAS COUNCIL OF GOVERNMENTS
 LAST TEN FISCAL YEARS
 REVENUES BY SOURCE**

Fiscal Year	Member Government Dues	Other Income	Local Contracts	State Financial Assistance	State Administered Grants	Federal Grants	Local In-Kind Contributions	Total
2014	664,694	41,422	9,788,498	-	99,668,833	22,491,763	16,694,632	149,349,842
2015	678,492	42,851	17,421,271	-	101,043,100	15,638,016	22,761,322	157,585,052
2016	685,727	125,146	8,836,599	-	112,250,105	9,130,589	16,341,627	147,369,793
2017	697,285	355,708	8,658,090	-	116,521,194	9,417,021	14,223,147	149,872,445
2018	708,243	978,528	9,352,493	-	122,996,618	6,122,921	15,083,127	155,241,930
2019	722,858	1,678,297	21,438,877	-	122,167,014	7,867,231	16,424,806	170,299,083
2020	734,911	531,653	21,609,120	-	123,057,731	9,665,896	14,214,187	169,813,498
2021	752,591	32,560	23,007,559	-	116,230,240	12,541,382	5,603,337	158,167,669
2022 ⁽¹⁾	768,390	30,000	24,323,791	-	231,461,696	22,174,742	20,460,197	299,218,816
2023 ⁽²⁾	796,901	130,000	27,615,871	-	212,553,538	18,115,067	14,706,191	273,917,568

⁽¹⁾ Estimated

⁽²⁾ Budgeted

**NORTH CENTRAL TEXAS COUNCIL OF GOVERNMENTS
MEMBER CITY AND COUNTY DUES STRUCTURE SUMMARY
Fiscal Year 2023**

COUNTIES	COUNTY DUES		CITY DUES		TOTAL DUES	
	Amount	Percent	Amount	Percent	Amount	Percent
Collin	\$ 11,351	1.42%	105,900	13.29%	\$ 117,251	14.71%
Dallas	26,545	3.33%	280,795	35.24%	307,340	38.57%
Denton	9,507	1.19%	72,432	9.09%	81,939	10.28%
Ellis	2,076	0.26%	10,349	1.30%	12,425	1.56%
Erath	433	0.05%	1,890	0.24%	2,323	0.29%
Hood	621	0.08%	915	0.11%	1,536	0.19%
Hunt	1,049	0.13%	3,770	0.47%	4,819	0.60%
Johnson	1,935	0.24%	9,005	1.13%	10,940	1.37%
Kaufman	1,531	0.19%	5,130	0.64%	6,661	0.83%
Navarro	536	0.07%	2,311	0.29%	2,847	0.36%
Palo Pinto	288	0.04%	1,407	0.18%	1,695	0.22%
Parker	1,529	0.19%	4,253	0.53%	5,782	0.72%
Rockwall	1,199	0.15%	6,440	0.81%	7,639	0.96%
Somervell	200	0.03%	200	0.03%	400	0.06%
Tarrant	21,577	2.71%	204,703	25.69%	226,280	28.40%
Wise	697	0.09%	2,027	0.25%	2,724	0.34%
Subtotal	\$ 81,074	10.17%	\$ 711,527	89.29%	\$ 792,601	99.46%
School Districts and Special Districts					4,300	0.54%
TOTAL DUES					\$ 796,901	100.00%

Annual dues for cities with populations less than 2,000, school districts, and special districts are \$100 per year. Dues for cities with populations between 2,000 and 5,000 are \$200 per year. Dues for cities with populations over 5,000 are assessed on the basis of \$.10 per capita in Dallas, Tarrant, Denton, and Collin Counties, and \$.08 per capita in the remaining twelve counties. All counties are assessed on the basis of \$.01 per capita with a \$200 minimum. In accordance with the Bylaws of the North Central Texas Council of Governments, the local government membership dues are based on the population estimates as certified annually by the Council.

**NORTH CENTRAL TEXAS COUNCIL OF GOVERNMENTS
STAFFING SUMMARY**

Department	Regular		
	2021	2022	2023
Agency Management	4	4	4
Agency Administration	44	44	45
Public Affairs	2	2	2
Research & Information Services	35	35	35
Community Services	9	9	9
Area Agency on Aging	24	29	29
North Central Texas 9-1-1	33	33	33
Environment & Development	15	15	16
Transportation	176	184	193
Workforce Development	48	50	55
Emergency Preparedness	10	6	7
Public Employee Benefits Cooperative	6	6	6
Totals	406	417	434

Department	Temporary / Part Time		
	2021	2022	2023
Agency Administration	5	4	5
Research & Information Services	1	1	1
Community Services	1	1	1
Area Agency on Aging	7	6	4
North Central Texas 9-1-1	3	3	3
Environment & Development	1	3	3
Transportation	33	33	33
Workforce Development	1	1	1
Emergency Preparedness	1	4	2
Totals	53	56	53

**NORTH CENTRAL TEXAS COUNCIL OF GOVERNMENTS
BUDGET SUMMARY**

Type of Expenditure	Fiscal Year 2021	Fiscal Year 2022	Fiscal Year 2023		
	Actual Expenditures	Budget	Budget	Change	Percentage of Operations
COST OF OPERATIONS					
Salaries	26,763,660	31,129,549	34,226,228	3,096,679	26.86%
Fringe Benefits	12,519,531	15,170,842	16,663,432	1,492,590	13.08%
Indirect	5,555,949	7,501,175	8,181,961	680,786	6.42%
Occupancy	8,208,639	8,897,987	8,709,569	(188,418)	6.84%
Travel	67,301	726,423	862,463	136,040	0.68%
Capital Outlay	158,094	1,432,330	3,079,552	1,647,222	2.42%
Contract Services	26,557,975	32,134,023	36,534,995	4,400,972	28.68%
Other	19,598,207	17,871,753	19,143,887	1,272,134	15.03%
Total Cost of Operations	99,429,356	114,864,082	127,402,087	12,538,005	100.00%
Total Pass-Through	62,663,363	177,713,815	145,053,770	(32,660,045)	
Total In-Kind	5,616,480	20,460,197	14,706,191	(5,754,006)	
Total Expenditures	167,709,199	313,038,094	287,162,048	(25,876,046)	


**NORTH CENTRAL TEXAS COUNCIL OF GOVERNMENTS
FUNDING SUMMARY**

Funding Source	Indirect Charges & Billed Services	Inter - Departmental Transfers	General Fund	Local Governments (In-Kind)	Local Contracts & Services	TOTAL LOCAL FUNDS	State Administered Grants	Federal Grants	TOTAL REVENUES
Agency Management	622,436	(448,150)	916,901	71,200	22,500	1,184,887	-	100,800	1,285,687
Agency Administration	9,110,173	2,453,535	-	-	-	11,563,708	-	-	11,563,708
Public Affairs	215,818	-	-	-	10,000	225,818	-	-	225,818
Research & Information Services	3,296,053	4,923,966	-	-	2,675,517	10,895,536	-	-	10,895,536
Community Services	-	7,250	-	-	1,037,118	1,044,368	975,794	-	2,020,162
Area Agency on Aging	-	(330,000)	-	1,657,199	1,130,343	2,457,542	15,516,276	400,000	18,373,818
North Central Texas 9-1-1	-	(410,151)	-	-	11,284,331	10,874,180	4,494,850	-	15,369,030
Environment and Development	-	715,000	-	-	1,400,000	2,115,000	2,605,770	1,040,000	5,760,770
Transportation	-	(2,233,784)	-	10,183,989	7,472,342	15,422,547	64,185,934	16,574,267	96,182,748
Workforce Development	-	(4,288,520)	-	2,730,123	-	(1,558,397)	123,292,793	-	121,734,396
Emergency Preparedness	-	(65,000)	-	63,680	729,057	727,737	1,482,121	-	2,209,858
Public Employee Benefits Cooperative	-	(324,146)	-	-	1,864,663	1,540,517	-	-	1,540,517
Total Available Revenue:	13,244,480	-	916,901	14,706,191	27,625,871	56,493,443	212,553,538	18,115,067	287,162,048

Program Description	Fiscal Year 2021 Actual			Fiscal Year 2022 Budget			Fiscal Year 2023 Budget		
	Operations	Pass - Through / In-Kind	TOTAL EXPENDITURES	Operations	Pass - Through / In-Kind	TOTAL EXPENDITURES	Operations	Pass - Through / In-Kind	TOTAL EXPENDITURES
Agency Management	943,144	121,438	1,064,582	1,247,689	70,000	1,317,689	1,214,487.00	71,200.00	1,285,687
Agency Administration	10,430,206	-	10,430,206	11,796,675	-	11,796,675	11,563,708.00	-	11,563,708
Public Affairs	147,356	-	147,356	206,116	-	206,116	225,818.00	-	225,818
Research & Information Services	9,509,501	-	9,509,501	9,724,587	-	9,724,587	10,895,536.00	-	10,895,536
Community Services	1,742,177	-	1,742,177	2,018,925	-	2,018,925	2,020,162.00	-	2,020,162
Area Agency on Aging	4,123,516	8,927,369	13,050,885	5,539,615	8,715,844	14,255,459	6,349,592.00	12,024,226.00	18,373,818
North Central Texas 9-1-1	8,476,670	92,975	8,569,645	10,464,420	420,000	10,884,420	14,949,030.00	420,000.00	15,369,030
Environment and Development	2,765,385	1,299,570	4,064,955	3,460,489	218,239	3,678,728	3,692,437.00	2,068,333.00	5,760,770
Transportation	45,007,488	2,663,468	47,670,956	51,622,601	49,912,930	101,535,531	59,920,646.00	36,262,102.00	96,182,748
Workforce Development	13,120,823	55,069,595	68,190,418	14,748,885	138,790,909	153,539,794	12,883,976.00	108,850,420.00	121,734,396
Emergency Preparedness	1,721,060	105,428	1,826,488	2,650,173	46,090	2,696,263	2,146,178.00	63,680.00	2,209,858
Public Employee Benefits Cooperative	1,442,030	-	1,442,030	1,383,907	-	1,383,907	1,540,517.00	-	1,540,517
Total Expenditures:	99,429,356	68,279,843	167,709,199	114,864,082	198,174,012	313,038,094	127,402,087	159,769,961	287,162,048

WORK PROGRAM





AGENCY MANAGEMENT PROGRAM SUMMARY

MISSION AND GOALS STATEMENT

Agency Management is the responsibility of the Executive Director's Office and includes providing staff support to the Executive Board. As the Chief Executive and Administrative Officer, the Executive Director's primary mission is to effectively and efficiently carry out the policies and directives of the Executive Board and supervise the day-to-day activities of the Agency. This office also maintains the official minutes, resolutions, bylaws and committee appointments records for the Board of Directors.

The goals and objectives for Fiscal Year 2023 include:

Executive Board Support

- Coordinate the development and timely distribution of briefing and policy statements to assist the Board in making informed decisions at monthly Board meetings.
- Conduct a comprehensive orientation session for new Board members within one month of their election.
- Provide the Board adequate and timely opportunities to discuss policy issues related to the Annual Work Program and budget.

Membership Outreach and Support

- Conduct an annual meeting of the General Assembly.
- Conduct meetings for City Managers to provide opportunities to discuss common issues and problems, to relate new or innovative approaches for delivery of municipal programs and to explore cooperative approaches to service delivery.
- Speak to educational, civic or professional organizations six to twelve times annually to inform them on current regional issues and promote regionalism.
- Serve as secretariat to the North Texas City Management Association and assist them in the facilitation of meetings and programs.
- Serve as Treasury to the Urban Management Assistants of North Texas receiving and depositing their checks and assisting with the collection of membership dues.
- Conduct and publish an information survey for the membership relative to fees for services.
- Provide timely responses to requests for information received from member governments, state and federal officials and local businesses on topics such as grants-in-aid, finance, planning and zoning, state and federal laws, economic development and local government operating procedures.

Staff Support and Development

- Hold at least one meeting each month with department directors to discuss common issues, to foster teamwork, to determine the best approach to implementing Board policy directives and to discuss emerging issues or future needs.
- Allocate time each week to visit individually with each director to assure that they are receiving the proper direction, support and resources to carry out their mission, to receive status reports on projects and to help guide their efforts in delivering services to the membership.
- Assure that the entire agency is receiving proper training on new laws and regulations which affect the organization or the membership, concerning new or better techniques of providing services, best personnel practices, technical changes or advances in applicable career fields and improving customer service.
- Meet with individual employees on any work-related concerns or problems within one week after request is received.

Special Projects

- Provide leadership and facilitate the development of special projects, which benefit the membership by saving money and by increasing productivity and/or effectiveness.
- Review and promote opportunities for member local governments to conserve public resources through cooperative arrangements.
- Facilitate Executive Board and local government involvement in the effort to achieve attainment of The Federal Clean Air Act within affected counties.
- Continue to assist member governments to accommodate new responsibilities as the federal and state governments devolve programs to local governments.
- Provide leadership and support for the Development Excellence Program.

Economic Development

- Facilitate and manage the work of the Economic Development District
- Administer the EDA Planning Grant to maintain the Comprehensive Economic Development Strategy for the North Central Texas Region.
- Provide leadership and facilitate the formulation and implementation of a regional economic development program.
- Hold district meetings to discuss common and uncommon issues impacting economic development needs in the region.
- Disseminate EDA grant opportunity information and host regional workshops as are necessary to seek economic development funding for the region.
- Facilitate the implementation of the regional CEDS goals
- Prepare and submit Economic Development District reports, performance and progress reports to EDA.

NCTCOG DEPARTMENTAL STAFFING SUMMARY
DEPARTMENT: AGENCY MANAGEMENT

Position Title	Grade	Regular		
		2021	2022	2023
Executive Director	25	1	1	1
Assistant to Executive Director	18	1	1	1
Economic Disaster Recovery Coordinator	11	1	1	1
Executive Assistant	09	1	1	1
Totals		4	4	4

NCTCOG DEPARTMENTAL BUDGET SUMMARY
DEPARTMENT: AGENCY MANAGEMENT

Type of Expenditure	Fiscal Year 2021	Fiscal Year 2022	Fiscal Year 2023		
	Actual Expenditures	Budget	Budget	Change	Percentage of Operations
COST OF OPERATIONS					
Salaries	479,849	465,447	495,457	30,010	40.80%
Fringe Benefits	226,873	227,138	241,783	14,645	19.91%
Indirect	30,434	33,020	35,930	2,910	2.96%
Occupancy	32,062	32,963	31,762	(1,201)	2.62%
Travel	34	7,500	7,500	-	0.62%
Capital Outlay	-	-	-	-	-
Contract Services	123,751	-	-	-	-
Other	50,141	481,621	402,055	(79,566)	33.10%
Total Cost of Operations	943,144	1,247,689	1,214,487	(33,202)	100.00%
Total Pass-Through	-	-	-	-	
Total In-Kind	121,438	70,000	71,200	1,200	
Total Expenditures	1,064,582	1,317,689	1,285,687	(32,002)	

NCTCOG DEPARTMENTAL FUNDING SUMMARY
DEPARTMENT: AGENCY MANAGEMENT

Funding Source	Indirect Charges & Billed Services	Inter - Departmental Transfers	General Fund	Local Governments (In-Kind)	Local Contracts	TOTAL LOCAL FUNDS	State Administered Grants	Federal Grants	TOTAL REVENUES
North Central Texas Council of Governments	622,436	-	916,901	-	-	1,539,337	-	-	1,539,337
Local Governments	-	-	-	71,200	22,500	93,700	-	-	93,700
United States Department of Commerce	-	-	-	-	-	-	-	100,800	100,800
Transportation Department	-	(71,900)	-	-	-	(71,900)	-	-	(71,900)
Environment & Development Department	-	(140,000)	-	-	-	(140,000)	-	-	(140,000)
Research & Information Services Department	-	(236,250)	-	-	-	(236,250)	-	-	(236,250)
Total Available Revenue:	622,436	(443,150)	916,901	71,200	22,500	1,184,887	-	100,800	1,285,687

Program Description	Fiscal Year 2021 Actual			Fiscal Year 2022 Budget			Fiscal Year 2023 Budget		
	Operations	Pass - Through / In-Kind	TOTAL EXPENDITURES	Operations	Pass - Through / In-Kind	TOTAL EXPENDITURES	Operations	Pass - Through / In-Kind	TOTAL EXPENDITURES
Agency Management - Indirect	559,134	-	559,134	603,399	-	603,399	622,436	-	622,436
Economic Development	221,989	121,438	343,427	270,000	70,000	340,000	100,800	71,200	172,000
Regional Local Assistance	125,770	-	125,770	65,000	-	65,000	65,000	-	65,000
Non-Project Expenditures, Local	33,903	-	33,903	286,790	-	286,790	403,751	-	403,751
General Assembly	1,431	-	1,431	20,000	-	20,000	20,000	-	20,000
Total Expenditures:	943,144	121,438	1,064,582	1,247,689	70,000	1,317,689	1,214,487	71,200	1,285,687

AGENCY ADMINISTRATION PROGRAM SUMMARY

MISSION AND GOALS STATEMENT

Agency Administration provides the following services: purchasing, human resources, insurance, accounting, retirement system, budgeting and financial control, grant administration, internal audit, subaward fiscal monitoring, records management, office space, equipment management, centralized mail and office supply distribution.

The mission of this department is to provide administrative service for the functional departments within the agency, to develop an understanding of agency policy and operating procedures, to assist the functional departments with their financial management needs and to provide technical assistance to local governments in the area of current financial management practices.

The goals and objectives for Fiscal year 2023 include:

- Preparation of the Annual Comprehensive Financial Report.
- Audit procurement.
- Internal control review.
- Continue to address legislative changes within grant sources.
- Continue to focus on 2 CRF Part 200 compliance.
- Continued automation of budget preparation.
- Evaluate and update personnel policies and procedures in accordance with current regulations.
- Update guidelines for record retention procedures.
- Analysis and reporting of indirect costs and allocation.
- Analysis and reporting of fringe benefits costs and allocation.
- Review and make recommendations for health care options.
- Provide supervisory and employee training for the agency.
- Provide support for GFOAT regional roundtables.
- Work with local governments to establish shared services plans.
- Continue to seek solutions to lower the operating costs of building leases.
- Continue development of management information services (Business Intelligence Reporting) to assist program managers in management of their respective areas.
- Implementation of enhancements to performance management system.
- Implementation of applicant tracking and onboarding system.
- Continue to seek solutions to the Agency's hiring needs.
- Review enhancements to the electronic purchasing workflow system for a better integration\interface between Public Purchase and Costpoint to reduce\eliminate the manual aspects.
- Transportation RTR reporting Phase II web reports.
- Evaluate document imaging technology and develop implementation plan.
- Evaluate and update procurement policies and procedures.
- Continue development of the cooperative purchasing program.
- Evaluate and update accounting policies and procedures.
- Implementation of GASB reporting requirements.
- Implementation of agency wide risk assessment
- Continue to monitor insurance needs related to cybersecurity.
- Evaluate current physical record storage needs and transition agency to new document management vendor.
- Evaluate and implement contract lifecycle management software enhancements.

NCTCOG DEPARTMENTAL BUDGET SUMMARY
DEPARTMENT: AGENCY ADMINISTRATION

Type of Expenditure	Fiscal Year 2021	Fiscal Year 2022	Fiscal Year 2023		
	Actual Expenditures	Budget	Budget	Change	Percentage of Operations
COST OF OPERATIONS					
Salaries	3,356,325	3,381,918	3,750,530	368,612	32.43%
Fringe Benefits	1,575,641	1,650,376	1,830,259	179,883	15.83%
Indirect	318,883	332,846	324,753	(8,093)	2.81%
Occupancy ⁽¹⁾	3,557,730	3,556,598	3,508,471	(48,127)	30.34%
Travel	1,327	18,500	18,500	-	0.16%
Capital Outlay	-	-	-	-	-
Contract Services	476,423	507,307	503,550	(3,757)	4.35%
Other	1,143,877	2,349,130	1,627,645	(721,485)	14.08%
Total Cost of Operations	10,430,206	11,796,675	11,563,708	(232,967)	100.00%
Total Pass-Through	-	-	-	-	
Total In-Kind	-	-	-	-	
Total Expenditures	10,430,206	11,796,675	11,563,708	(232,967)	

⁽¹⁾ Includes internal service charges of approximately \$3.2 million

NCTCOG DEPARTMENTAL FUNDING SUMMARY
DEPARTMENT: AGENCY ADMINISTRATION

Funding Source	Indirect Charges & Billed Services	Inter - Departmental Transfers	General Fund	Local Governments (In-Kind)	Local Contracts	TOTAL LOCAL FUNDS	State Administered Grants	Federal Grants	TOTAL REVENUES
North Central Texas Council of Governments	9,110,173	-	-	-	-	9,110,173	-	-	9,110,173
Transportation Department	-	762,995	-	-	-	762,995	-	-	762,995
Workforce Development Department	-	734,086	-	-	-	734,086	-	-	734,086
Agency Management	-	-	-	-	-	-	-	-	-
North Central Texas 9-1-1	-	372,940	-	-	-	372,940	-	-	372,940
Print Shop	-	-	-	-	-	-	-	-	-
Area Agency on Aging Department	-	330,000	-	-	-	330,000	-	-	330,000
Community Services Department	-	29,230	-	-	-	29,230	-	-	29,230
Emergency Preparedness Department	-	40,000	-	-	-	40,000	-	-	40,000
Environment & Development Department	-	95,000	-	-	-	95,000	-	-	95,000
Research & Information Services Department	-	89,284	-	-	-	89,284	-	-	89,284
Total Available Revenue:	9,110,173	2,453,535	-	-	-	11,563,708	-	-	11,563,708

Program Description	Fiscal Year 2021 Actual			Fiscal Year 2022 Budget			Fiscal Year 2023 Budget		
	Operations	Pass - Through / In-Kind	TOTAL EXPENDITURES	Operations	Pass - Through / In-Kind	TOTAL EXPENDITURES	Operations	Pass - Through / In-Kind	TOTAL EXPENDITURES
Agency Administration	3,660,198	-	3,660,198	3,947,661	-	3,947,661	4,327,737	-	4,327,737
Facilities Management	3,188,709	-	3,188,709	3,369,200	-	3,369,200	3,212,900	-	3,212,900
Agency Operations	916,433	-	916,433	1,483,438	-	1,483,438	1,400,094	-	1,400,094
Transportation Department Support	768,898	-	768,898	1,082,145	-	1,082,145	932,437	-	932,437
Workforce Development Department Support	969,621	-	969,621	839,747	-	839,747	734,086	-	734,086
North Central Texas 9-1-1 Department Support	261,613	-	261,613	293,710	-	293,710	372,940	-	372,940
Print Shop	-	-	-	236,225	-	236,225	-	-	-
Area Agency on Aging Department Support	221,731	-	221,731	330,000	-	330,000	330,000	-	330,000
Emergency Preparedness Department Support	101,649	-	101,649	83,695	-	83,695	40,000	-	40,000
North Texas Share	121,808	-	121,808	-	-	-	-	-	-
Environmental & Development Department Support	69,260	-	69,260	95,000	-	95,000	95,000	-	95,000
Research & Information Services Department Support	102,671	-	102,671	81,773	-	81,773	89,284	-	89,284
Community Services Department Support	41,680	-	41,680	(45,919)	-	(45,919)	29,230	-	29,230
Regional Projects	5,935	-	5,935	-	-	-	-	-	-
Total Expenditures:	10,430,206	-	10,430,206	11,796,675	-	11,796,675	11,563,708	-	11,563,708

PUBLIC AFFAIRS PROGRAM SUMMARY

MISSION AND GOALS STATEMENT

The Public Affairs Division, under the direction of the Executive Director's Office, facilitates effective communication to promote coordination among and participation by local governments and their officials in North Central Texas. This division serves as a distribution point for NCTCOG related reports, maps, and information; provides information to media representatives across the region; and provides staff with public information tools.

The goals and objectives for Fiscal Year 2023 include:

Disseminate Public Information

- Coordinate, edit and produce a *Regional Directory*, an annual directory and database which lists elected and appointed officials in NCTCOG's 16-county region.
- Provide support to NCTCOG departments in sale and distribution of catalogs, brochures, fact sheets, newsletters, and other materials to market NCTCOG's services and activities.
- Serve as a distribution point for free information generated through regional planning activities and as a storefront for the sale of statistical data, maps, and publications.
- Provide receptionist to serve as the first point of contact and referral for telephone clients, in-house visitors, customers, and the general public.
- Provide a wide variety of internal services to the agency, including a monthly newsletter for NCTCOG employees; creative and writing support; routing of periodicals and other materials to staff; and maintenance of computerized mailing lists.
- Provide a wide variety of external services on behalf of the agency, including management of the central reception area, response to telephone, visitor, and e-mail requests for assistance, information and referral, and receiving of deliveries, storage, staff notifications and delivery log maintenance.

NCTCOG DEPARTMENTAL STAFFING SUMMARY
DEPARTMENT: PUBLIC AFFAIRS

Position Title	Grade	Regular		
		2021	2022	2023
Information Center Assistant	04	1	1	1
Receptionist	02	1	1	1
Totals		2	2	2

The Assistant to the Executive Director is partially allocated to this program.

NCTCOG DEPARTMENTAL BUDGET SUMMARY
DEPARTMENT: PUBLIC AFFAIRS

Type of Expenditure	Fiscal Year 2021	Fiscal Year 2022	Fiscal Year 2023		
	Actual Expenditures	Budget	Budget	Change	Percentage of Operations
COST OF OPERATIONS					
Salaries	64,723	100,539	112,795	12,256	49.95%
Fringe Benefits	30,601	49,566	55,044	5,478	24.38%
Indirect	-	-	-	-	-
Occupancy	35,021	35,021	34,693	(328)	15.36%
Travel	9	-	-	-	-
Equipment	-	-	-	-	-
Contract Services	1,296	-	-	-	-
Other	15,706	20,990	23,286	2,296	10.31%
Total Cost of Operations	147,356	206,116	225,818	19,702	100.00%
Total Pass-Through	-	-	-	-	
Total In-Kind	-	-	-	-	
Total Expenditures	147,356	206,116	225,818	19,702	

NCTCOG DEPARTMENTAL FUNDING SUMMARY
DEPARTMENT: PUBLIC AFFAIRS

Funding Source	Indirect Charges & Billed Services	Inter - Departmental Transfers	General Fund	Local Governments (In-Kind)	Local Contracts	TOTAL LOCAL FUNDS	State Administered Grants	Federal Grants	TOTAL REVENUES
North Central Texas Council of Governments Information Center Sales	215,818	-	-	-	10,000	215,818	-	-	215,818
	-	-	-	-	-	10,000	-	-	10,000
Total Available Revenue:	215,818	-	-	-	10,000	225,818	-	-	225,818

Program Description	Fiscal Year 2021 Actual			Fiscal Year 2022 Budget			Fiscal Year 2023 Budget		
	Operations	Pass - Through / In-Kind	TOTAL EXPENDITURES	Operations	Pass - Through / In-Kind	TOTAL EXPENDITURES	Operations	Pass - Through / In-Kind	TOTAL EXPENDITURES
Public Affairs Information Center	61,113	-	61,113	115,789	-	115,789	107,960	-	107,960
	86,243	-	86,243	90,327	-	90,327	117,858	-	117,858
Total Expenditures:	147,356	-	147,356	206,116	-	206,116	225,818	-	225,818

RESEARCH AND INFORMATION SERVICES PROGRAM SUMMARY

MISSION AND GOALS STATEMENT

The mission of the North Central Texas Council of Governments' (NCTCOG) Research and Information Services (RIS) Department is three-fold:

1. To provide objective information and analysis on the development of the region for use in area planning and economic development activities
2. To support the information technology needs of NCTCOG
3. To offer shared service opportunities to the region where opportunities exist

Information on the region and RIS activities is provided to the public via our Internet sites. RIS develops and supports:

- Regional Information
- Regional Geographic Information System (GIS) Coordination
- Infrastructure Services
- Application Development and Support Services
- Consulting and Project Management Services
- Shared Services
- Information Security

REGIONAL INFORMATION

The RIS department supports a variety of demographic needs across North Central Texas. Data and analyses created through this program are used in regional planning, environmental analysis, area economic development, and other projects that require information on demographic and development patterns in North Central Texas.

- **DEVELOPMENT MONITORING:** Information required for regional and local analysis and planning, including inventories of commercial structures, major employers, and residential development is collected, maintained, and organized.
- **ANNUAL POPULATION AND HOUSING ESTIMATES:** Surveys are sent to and received from local jurisdictions for residential building permit and completion information and demographic trends in area cities and counties are reviewed. Products resulting from these analyses include annual population and housing estimates by housing type for individual cities and counties.
- **CENSUS SUPPORT:** RIS provides local dissemination and technical support of census data. This includes adding value to census data by making it accessible in reports using specialized summary tools, in geographic data files, and as downloadable data. RIS also facilitates training regarding use of census data and develops tools that facilitate practical application of census data.
- **DEMOGRAPHIC FORECASTS:** The NCTCOG Demographic Forecast provides long-range, small-area population and employment projections. Forecasts are created approximately every five years, and typically forecast 30-35 years into the future. RIS works with the NCTCOG Transportation Department in development of these forecasts. Local governments participate by reviewing preliminary forecasts and by providing data to improve their accuracy. These forecasts are available for use in local and regional urban planning, economic development, homeland security, transportation planning, and various resource allocations.
- **SMALL-AREA ESTIMATES:** A critical input of the demographic forecast modeling work is sub-county measures of residential and commercial activity. RIS applies original methods to augmented federal data to derive multi-year estimates of households, population, and employment by major industry sector. These data are shared publicly through the Regional Data Center.
- **TECHNICAL ASSISTANCE AND SPECIALIZED ANALYSIS:** RIS responds to a variety of requests for general assistance both internally and externally. To respond to these requests, RIS staff members

endeavor to have a good understanding not just of NCTCOG data, but also of data available from other sources. The assistance requests can vary from simply looking up values in a table, to providing a detailed explanation regarding the appropriate use of specific data. RIS also provides specialized analytical services.

- **GEOGRAPHIC INFORMATION SYSTEM (GIS) DATA:** RIS supports GIS efforts throughout the agency and region. This includes software administration; database management; GIS layer generation and update; and agency-wide GIS coordination. Technical support for this ever-evolving technology is a core component of this service. Internally, GIS data is made available through a specialized toolbar. Externally, GIS data is available for online mapping through DFWmaps.com and NCTCOG GIS and for download through the Regional Data Center.

REGIONAL GIS COORDINATION

Support for our region is realized through cooperative purchases of data through the Spatial Data Cooperative Program (SDCP) and the coordination of regional GIS meetings.

SPATIAL DATA COOPERATIVE PROGRAM: The RIS Department facilitates the purchase of spatial data for North Central Texas as a cost-sharing initiative for local governments and other interested entities. Potential data acquisition includes high-resolution, color, orthophotography (orthos), elevation data (LiDAR) and numerous derivative products created from orthos and/or LiDAR.

The products made available through this program are created using the latest technology and specifications and are used in a variety of applications such as engineering studies, project planning, emergency preparedness efforts, and emergency response applications.

Each year, the RIS Department coordinates with local public agencies and other entities to determine the need for spatial data. The scope of each project is defined by its participants. Projects can range in size from a few cities to covering the entire 12,800-sq. mile NCTCOG region and beyond. By coordinating projects on a regional level, we are able to greatly reduce the acquisition cost for these types of data sets. This also allows our smaller entities, with limited resources, to benefit from this type of data that would not normally be available to them.

In response to the needs of local governments, the program recently added a recurring imagery service. This offering affords participants the same benefits of cost-savings and contract efficiencies.

RIS uses SDCP product along with data from other sources to develop original derivative products, such as multi-year contours, and makes these available through DFWMaps Marketplace.

REGIONAL GIS MEETINGS: The RIS department holds bi-annual GIS meetings for all interested GIS professionals. To make these meetings as convenient as possible, they are held at different locations throughout the region. The no-charge, full-day meetings offer lectures and demonstrations by other GIS professionals on new technologies and various GIS-related initiatives. They give our members a chance to keep up with new developments in their profession, showcase their work and earn professional credits, as well as providing opportunities for professional networking. .

INFRASTRUCTURE SERVICES

The goal of the Infrastructure group is to provide the technological foundation upon which the majority of the Agency's programs depend. Infrastructure Services includes the research, procurement, and support of technology solutions that support the business needs of the enterprise. The group accomplishes its goal by designing, installing, and providing post-installation support of the Agency's:

- Centralized file storage and backup;
- Database servers;
- Web hosting services and servers;
- Application servers;
- Desktop computers, printers, scanners;
- Laptop and tablet computers;

- Local area network cabling, switching, and connectivity;
- Local area network and desktop printing;
- Wide area network connectivity;
- Internet connectivity;
- E-mail services;
- VOIP phone system;
- Cloud service management;
- Vendor/contract management;
- Network security and virus defense; and
- Remote access, virtual private networking, and terminal services.

APPLICATION DEVELOPMENT AND SUPPORT SERVICES

This program provides development, implementation and on-going support services to the Agency for GIS, custom data processing and analysis, and web-based technologies.

- **FOUNDATION TECHNOLOGY SUPPORT:** RIS supports several enterprise applications serving as powerful and flexible platforms that drive a wide variety of business functions. These foundation technologies include products like Microsoft Office365, Microsoft SharePoint, Microsoft SQL Server, Microsoft Dynamics CRM, Laserfiche, and ESRI ArcGIS. RIS uses these technologies to deploy new solutions, in addition to supporting existing solutions and the application environments as a whole.
- **WEB AND DATA APPLICATIONS:** The RIS department is responsible for Agency website administration and support. RIS also develops and/or supports multiple web applications and databases that address key functions as diverse as employee health-care eligibility, accounting, auto inspections, demographic forecasts, live data analysis, tornado damage impacts, and geographic information system implementation. The goal is to provide efficient operational procedures, application development, and data analysis to improve decision-making capabilities for the agency and region. Web and interactive tools provide a window to a large quantity of managed digital data, and innovative techniques are developed to make the data most useful to operational users. RIS works to merge web, database, GIS, and data analysis technologies together into a robust set of tools that bring multiple data sources together. Applications include:
 - Entity insurance data processing
 - Toll Revenue and Project Tracking System development and support
 - Air Quality Maintenance and Operations database development and support
 - Agency database application development and support
 - Safe Room Rebate Program application development and support
 - Severe weather data analysis for regional and federal programs

CONSULTING AND PROJECT MANAGEMENT SERVICES

RIS provides IT project management and consulting services to support Agency initiatives. This includes business analysis, risk assessment, project scoping/requirements gathering, business process improvement, procurement assistance and solution/vendor evaluation/selection.

SHARED SERVICES

This program consists of a series of initiatives coordinated by the Administration and RIS departments and designed to address the common needs of multiple local government agencies. These initiatives are defined entirely by member agencies to bring value through reduced cost, collaborative wisdom, consortium purchasing power, and reduced risk. Current initiatives coordinated by RIS include:

- Infor ERP services
- Aerial Photography
- Planimetrics

New programs are reviewed when they are presented to determine if they are appropriate additions to the Shared Services Initiatives. Details about the last two items listed are provided under the Geographic Information Systems category above.

INFORMATION SECURITY

The Information Security Office works to safeguard the confidentiality, integrity, and availability of the Agency's information systems by implementing and maintaining network, application, and endpoint protection systems. The Office is also responsible for maintaining the Agency's Information Security Policy, providing Security Awareness Training to employees, and keeping them abreast of current security threats. In addition, the Office is responsible for assessing the risks associated with the implementation of new technologies or applications, and for continually evaluating the risks associated with operating or updating current systems.

NCTCOG DEPARTMENTAL BUDGET SUMMARY
DEPARTMENT: RESEARCH & INFORMATION SERVICES

Type of Expenditure	Fiscal Year 2021	Fiscal Year 2022	Fiscal Year 2023		
	Actual Expenditures	Budget	Budget	Change	Percentage of Operations
COST OF OPERATIONS					
Salaries	2,537,916	2,958,573	3,040,262	81,689	27.90%
Fringe Benefits	1,199,931	1,443,784	1,483,648	39,864	13.62%
Indirect	582,521	779,217	800,732	21,515	7.35%
Occupancy	207,616	213,451	205,671	(7,780)	1.89%
Travel	3,372	39,650	37,574	(2,076)	0.34%
Capital Outlay	132,323	375,000	274,999	(100,001)	2.52%
Contract Services	2,208,693	1,612,573	2,501,457	888,884	22.96%
Other	2,637,129	2,302,339	2,551,193	248,854	23.42%
Total Cost of Operations	9,509,501	9,724,587	10,895,536	1,170,949	100.00%
Total Pass-Through	-	-	-	-	
Total In-Kind	-	-	-	-	
Total Expenditures	9,509,501	9,724,587	10,895,536	1,170,949	

**NCTCOG DEPARTMENTAL FUNDING SUMMARY
DEPARTMENT: RESEARCH & INFORMATION SERVICES**

Funding Source	Indirect Charges & Billed Services	Inter-Departmental Transfers	General Fund	Local Governments (In-Kind)	Local Contracts	TOTAL LOCAL FUNDS	State Administered Grants	Federal Grants	TOTAL REVENUES
North Central Texas Council of Governments	3,296,053	-	-	-	-	3,296,053	-	-	3,296,053
Workforce Development Department	-	3,526,854	-	-	-	3,526,854	-	-	3,526,854
Fee for Service	-	-	-	-	2,675,517	2,675,517	-	-	2,675,517
Transportation Department	-	871,000	-	-	-	871,000	-	-	871,000
Public Employees Benefits Cooperative	-	324,146	-	-	-	324,146	-	-	324,146
Agency Management	-	236,250	-	-	-	236,250	-	-	236,250
Emergency Preparedness Department	-	25,000	-	-	-	25,000	-	-	25,000
Environment & Development Department	-	30,000	-	-	-	30,000	-	-	30,000
Agency Administration Department	-	(89,284)	-	-	-	(89,284)	-	-	(89,284)
Total Available Revenue:	3,296,053	4,923,966	-	-	2,675,517	10,895,536	-	-	10,895,536

Program Description	Fiscal Year 2021 Actual Total			Fiscal Year 2022 Budget			Fiscal Year 2023 Budget		
	Operations	Pass - Through / In-Kind	TOTAL EXPENDITURES	Operations	Pass - Through / In-Kind	TOTAL EXPENDITURES	Operations	Pass - Through / In-Kind	TOTAL EXPENDITURES
Workforce Development Department Support	2,922,927	-	2,922,927	3,243,766	-	3,243,766	3,485,800	-	3,485,800
Information Services (Network Support)	3,068,599	-	3,068,599	3,198,763	-	3,198,763	3,269,282	-	3,269,282
CityNet	1,133,650	-	1,133,650	1,249,981	-	1,249,981	1,406,709	-	1,406,709
Orthos/Aerial Photography	1,346,746	-	1,346,746	569,650	-	569,650	1,247,022	-	1,247,022
Regional Data Services (Demographic Forecasting)	406,329	-	406,329	501,032	-	501,032	513,297	-	513,297
Transportation Department Support	241,945	-	241,945	417,490	-	417,490	417,581	-	417,581
Public Employees Benefits Cooperative Support	208,656	-	208,656	320,908	-	320,908	321,514	-	321,514
Local Government Support	174,622	-	174,622	223,122	-	223,122	234,331	-	234,331
Interdepartmental Support	6,027	-	6,027	(125)	-	(125)	-	-	-
Fee for Service	-	-	-	-	-	-	-	-	-
Total Expenditures:	9,509,501.00	-	9,509,501	9,724,587	-	9,724,587	10,895,536	-	10,895,536

COMMUNITY SERVICES PROGRAM SUMMARY

MISSION AND GOALS STATEMENT

The mission of Community Services is to provide assistance to planning, implementing, maintaining, and coordinating programs in criminal justice; offering training opportunities for law enforcement and other local government personnel, and to provide a cooperative purchasing program to meet the needs of North Texas' Public Sector entities. The functional program areas involved in carrying out this mission include: Criminal Justice, Regional Training (Law Enforcement and Local Governments), and SHARE.

Criminal Justice

The Fiscal Year 2023 Annual Criminal Justice Program budget for North Central Texas was developed to incorporate the needs of local governments, educational institutions, and non-profit agencies, and to meet "Interlocal Agreement" requirements with the Office of the Governor's Public Safety Office (PSO).

Technical and operational assistance to more than 200 public and private agencies will be provided for the development and implementation of new and continuation criminal justice projects, grant application workshops, preparation of grant applications, grant management, and to meet the administrative requirements of PSO.

Program support will be provided to the Criminal Justice Policy Development Committee (CJPDC), which sets policy consistent with deliverables set forth in PSO's FY 2023 Interlocal Agreement. The Committee will recommend regional criminal justice priorities to the Executive Board for endorsement before sending priority lists to PSO.

The Regional Training Program

Regional Police Academy

The Regional Police Academy will conduct more than 100 law enforcement training courses during fiscal year 2023. Texas Peace Officers must meet the Texas Commission on Law Enforcement (TCOLE) requirements of forty hours of training in two, two-year training units, for a total of eighty-hours of training for the four year training cycles, to include legislatively mandated training.

In addition, depending on demand, a minimum of seven and possibly a maximum of ten Basic Peace Officer courses will be offered for approximately 180 to 250 new recruit officers.

Promotion and selection assessments will be done for local agencies for sergeants, lieutenants and chiefs.

Off-Site Training Programs can be conducted, upon request at local sites throughout the region allowing officers in the outlying areas to receive training.

Training & Development Institute

The Training & Development Institute (TDI) provides a variety of professional development and compliance training opportunities for public sector entities in the North Central Texas region. The TDI offers training and continuous educational programs on-campus, at our NCTCOG Arlington Location, off-site throughout the region, and through a webinar-based format. The TDI has 6 Main Academies in which our programs fall: Management and Leadership Academy, Public Finance Academy, Contracts and Purchasing Academy, Planning and Development Academy, Public Works Academy, and the Public Safety Academy.

For the 2023 fiscal year, the TDI will continue to offer, host, and support various classes, workshops, programs, and other activities both onsite and offsite.

Many of the courses offered by the TDI are already eligible for credit through various agencies, including Code Enforcement Credit and EMS credit through the Department of State Health Services, as well as Texas Commission on Law Enforcement (TCOLE) credit. The TDI also hosts and facilitates courses that satisfy the requirements for the Texas State Board of Public Accountancy for Certified Public Accountants (CPA), such as Public Funds Investment Act and Emerging Leader Programs that focus on financial leadership as well as various programs facilitated for NCTCOG departments focusing on compliance standards, and for contracts and purchasing courses facilitated through our partnership with Government Procurement Services.

Along with being a contractual training resource to the departments within the NCTCOG agency, TDI will continue to facilitate room reservations and hosting services for various associations and agencies from throughout the region, as needed for programs and events.

The TDI will also continue its collaborative efforts with various NCTCOG departments and relevant committees to ensure training is relevant and necessary for our members and the region.

SHARE

SHARE is a program designed to deliver a customer-focused marketplace and meet the needs of North Texas' Public Sector entities.

The SHARE program is the direct outcome of local governments partnering together to identify common needs in the North Texas area and developing solutions through collaboration and cooperative purchasing programs.

Participating organizations can have confidence that when purchasing through SHARE, all procurement processes follow legal guidelines and are administered consistently.

NCTCOG DEPARTMENTAL STAFFING SUMMARY
DEPARTMENT: COMMUNITY SERVICES

Position Title	Grade	Regular		
		2021	2022	2023
Director of Law Enforcement Training	18	1	1	1
Business Services Manager	15	1	1	1
Criminal Justice Program Administrator	12	1	1	1
Police Training Coordinator	11	3	3	3
Buyer II	12	1	1	1
Training Support Specialist	7	2	2	2
Totals		8	8	8

Position Title	Grade	Temporary / Part Time		
		2021	2022	2023
Project Coordinator	7	1	1	1
Totals		1	1	1

NCTCOG DEPARTMENTAL BUDGET SUMMARY
DEPARTMENT: COMMUNITY SERVICES

Type of Expenditure	Fiscal Year 2021	Fiscal Year 2022	Fiscal Year 2023		Percentage of Operations
	Actual Expenditures	Budget	Budget	Change	
COST OF OPERATIONS					
Salaries	431,740	558,043	559,764	1,721	27.71%
Fringe Benefits	204,127	272,326	273,165	839	13.52%
Indirect	97,545	126,988	135,256	8,268	6.70%
Occupancy	362,865	367,320	357,015	(10,305)	17.67%
Travel	1,215	8,586	7,986	(600)	0.40%
Capital Outlay	-	1,000	1,000	-	0.05%
Contract Services	373,618	346,666	340,113	(6,553)	16.84%
Other	271,067	337,996	345,863	7,867	17.12%
Total Cost of Operations	1,742,177	2,018,925	2,020,162	1,237	100.00%
Total Pass-Through	-	-	-	-	
Total In-Kind	-	-	-	-	
Total Expenditures	1,742,177	2,018,925	2,020,162	1,237	

NCTCOG DEPARTMENTAL FUNDING SUMMARY
DEPARTMENT: COMMUNITY SERVICES

Funding Source	Indirect Charges & Billed Services	Inter-Departmental Transfers	General Fund	Local Governments (In-Kind)	Local Contracts	TOTAL LOCAL FUNDS	State Administered Grants	Federal Grants	TOTAL REVENUES
Fee for Service	-	-	-	-	1,037,118	1,037,118	-	-	1,037,118
Governor's Office	-	-	-	-	-	-	975,794	-	975,794
Transportation Department	-	36,480	-	-	-	36,480	-	-	36,480
Agency Administration Department	-	(29,230)	-	-	-	(29,230)	-	-	(29,230)
Total Available Revenue:	-	7,250	-	-	1,037,118	1,044,368	975,794	-	2,020,162

Program Description	Fiscal Year 2021 Actual			Fiscal Year 2022 Budget			Fiscal Year 2023 Budget		
	Operations	Pass - Through / In-Kind	TOTAL EXPENDITURES	Operations	Pass - Through / In-Kind	TOTAL EXPENDITURES	Operations	Pass - Through / In-Kind	TOTAL EXPENDITURES
Regional Police Academy	1,373,630	-	1,373,630	1,226,988	-	1,226,988	1,160,800	-	1,160,800
Training & Development Institute	228,019	-	228,019	266,583	-	266,583	373,549	-	373,549
North Texas SHARE Cooperative	-	-	-	347,743	-	347,743	308,202	-	308,202
Criminal Justice Planning	140,528	-	140,528	177,611	-	177,611	177,611	-	177,611
Total Expenditures:	1,742,177	-	1,742,177	2,018,925	-	2,018,925	2,020,162	-	2,020,162

NCTCOG DEPARTMENTAL STAFFING SUMMARY
DEPARTMENT: COMMUNITY SERVICES
DIVISION: REGIONAL POLICE ACADEMY

Position Title	Grade	Regular		
		2021	2022	2023
Director of Law Enforcement Training	18	1	1	1
Police Training Coordinator	11	3	3	3
Training Support Specialist	07	1	1	1
	Totals	5	5	5

NCTCOG DEPARTMENTAL BUDGET SUMMARY
DEPARTMENT: COMMUNITY SERVICES
DIVISION: REGIONAL POLICE ACADEMY

Type of Expenditure	Fiscal Year 2021	Fiscal Year 2022	Fiscal Year 2023		Percentage of Operations
	Actual Expenditures	Budget	Budget	Change	
COST OF OPERATIONS					
Salaries	288,901	304,114	312,915	8,801	26.96%
Fringe Benefits	136,593	148,408	152,703	4,295	13.15%
Indirect	66,311	80,096	82,414	2,318	7.10%
Occupancy	352,182	356,337	346,432	(9,905)	29.84%
Travel	1,215	4,236	3,636	(600)	0.31%
Capital Outlay	-	1,000	1,000	-	0.09%
Contract Services	310,883	226,912	160,000	(66,912)	13.78%
Other	217,545	105,885	101,700	(4,185)	8.76%
Total Cost of Operations	1,373,630	1,226,988	1,160,800	(66,188)	100.00%
Total Pass-Through	-	-	-	-	
Total In-Kind	-	-	-	-	
Total Expenditures	1,373,630	1,226,988	1,160,800	(66,188)	

NCTCOG DEPARTMENTAL FUNDING SUMMARY									
DEPARTMENT: COMMUNITY SERVICES									
DIVISION: REGIONAL POLICE ACADEMY									
Funding Source	Indirect Charges & Billed Services	Inter - Departmental Transfers	General Fund	Local Governments (In-Kind)	Local Contracts	TOTAL LOCAL FUNDS	State Administered Grants	Federal Grants	TOTAL REVENUES
Governor's Office	-	-	-	-	-	-	777,183	-	777,183
Fee for Service	-	-	-	-	415,617	415,617	-	-	415,617
Administration Department	-	(32,000)	-	-	-	(32,000)	-	-	(32,000)
Total Available Revenue:	-	(32,000)	-	-	415,617	383,617	777,183	-	1,160,800

Program Description	Fiscal Year 2021 Actual			Fiscal Year 2022 Budget			Fiscal Year 2023 Budget		
	Operations	Pass - Through / In-Kind	TOTAL EXPENDITURES	Operations	Pass - Through / In-Kind	TOTAL EXPENDITURES	Operations	Pass - Through / In-Kind	TOTAL EXPENDITURES
Regional Police Training	1,373,630	-	1,373,630	1,226,988	-	1,226,988	1,160,800	-	1,160,800
Total Expenditures:	1,373,630	-	1,373,630	1,226,988	-	1,226,988	1,160,800	-	1,160,800

NCTCOG DEPARTMENTAL STAFFING SUMMARY
DEPARTMENT: COMMUNITY SERVICES
DIVISION: TRAINING & DEVELOPMENT INSTITUTE

Position Title	Grade	Regular		
		2021	2022	2023
Business Services Manager	15	1	1	1
Training Support Specialist	07	1	1	1
	Totals	2	2	2

Position Title	Grade	Temporary / Part Time		
		2021	2022	2023
Intern	01	-	-	1
	Totals	-	-	1

NCTCOG DEPARTMENTAL BUDGET SUMMARY
DEPARTMENT: COMMUNITY SERVICES
DIVISION: TRAINING & DEVELOPMENT INSTITUTE

Type of Expenditure	Fiscal Year 2021	Fiscal Year 2022	Fiscal Year 2023		
	Actual Expenditures	Budget	Budget	Change	Percentage of Operations
COST OF OPERATIONS					
Salaries	67,705	70,580	99,796	29,216	26.72%
Fringe Benefits	32,011	34,443	48,700	14,257	13.04%
Indirect	13,989	18,589	26,284	7,695	7.04%
Occupancy	6,531	6,715	6,470	(245)	1.73%
Travel	-	350	350	-	0.09%
Capital Outlay	-	-	-	-	-
Contract Services	62,735	86,754	115,113	28,359	30.82%
Other	45,048	49,152	76,836	27,684	20.57%
Total Cost of Operations	228,019	266,583	373,549	106,966	100.00%
Total Pass-Through	-	-	-	-	
Total In-Kind	-	-	-	-	
Total Expenditures	228,019	266,583	373,549	106,966	

NCTCOG DEPARTMENTAL FUNDING SUMMARY
DEPARTMENT: COMMUNITY SERVICES
DIVISION: TRAINING & DEVELOPMENT INSTITUTE

Funding Source	Indirect Charges & Billed Services	Inter - Departmental Transfers	General Fund	Local Governments (In-Kind)	Local Contracts	TOTAL LOCAL FUNDS	State Administered Grants	Federal Grants	TOTAL REVENUES
Fee for Service	-	-	-	-	268,681	268,681	-	-	268,681
Transportation Department	-	36,480	-	-	-	36,480	-	-	36,480
Agency Administration Department	-	(30,000)	-	-	-	(30,000)	-	-	(30,000)
Community Services Department	-	98,388	-	-	-	98,388	-	-	98,388
Total Available Revenue:	-	104,868	-	-	268,681	373,549	-	-	373,549

Program Description	Fiscal Year 2021 Actual			Fiscal Year 2022 Budget			Fiscal Year 2023 Budget		
	Operations	Pass - Through / In-Kind	TOTAL EXPENDITURES	Operations	Pass - Through / In-Kind	TOTAL EXPENDITURES	Operations	Pass - Through / In-Kind	TOTAL EXPENDITURES
Local Government Training/Online Training	187,672	-	187,672	230,103	-	230,103	337,069.00	-	337,069
Transportation Department Training	-	-	-	36,480	-	36,480	36,480.00	-	36,480
Research & Information Services Department Support	-	-	-	-	-	-	-	-	-
Agency Administration Department Support	40,347	-	40,347	-	-	-	-	-	-
Total Expenditures:	228,019	-	228,019	266,583	-	266,583	373,549	-	373,549

NCTCOG DEPARTMENTAL STAFFING SUMMARY
DEPARTMENT: COMMUNITY SERVICES
DIVISION: TEXAS SHARE COOPERATIVE

Position Title	Grade	Regular		
		2021	2022	2023
Buyer II	12	1	1	1
Totals		1	1	1

Position Title	Grade	Temporary / Part Time		
		2021	2022	2023
Project Coordinator	07	1	1	-
Totals		1	1	-

NCTCOG DEPARTMENTAL BUDGET SUMMARY
DEPARTMENT: COMMUNITY SERVICES
DIVISION: TEXAS SHARE COOPERATIVE

Type of Expenditure	Fiscal Year 2021	Fiscal Year 2022	Fiscal Year 2023		
	Actual Expenditures	Budget	Budget	Change	Percentage of Operations
COST OF OPERATIONS					
Salaries	-	107,647	66,023	(41,624)	21.42%
Fringe Benefits	-	52,532	32,219	(20,313)	10.45%
Indirect	-	8,365	5,217	(3,148)	1.69%
Occupancy	-	-	-	-	-
Travel	-	2,000	2,000	-	0.65%
Capital Outlay	-	-	-	-	-
Contract Services	-	33,000	65,000	32,000	21.09%
Other	-	144,199	137,743	(6,456)	44.69%
Total Cost of Operations	-	347,743	308,202	(39,541)	100.00%
Total Pass-Through	-	-	-	-	
Total In-Kind	-	-	-	-	
Total Expenditures	-	347,743	308,202	(39,541)	

NCTCOG DEPARTMENTAL FUNDING SUMMARY
DEPARTMENT: COMMUNITY SERVICES
DIVISION: TEXAS SHARE COOPERATIVE

Funding Source	Indirect Charges & Billed Services	Inter - Departmental Transfers	General Fund	Local Governments (In-Kind)	Local Contracts	TOTAL LOCAL FUNDS	State Administered Grants	Federal Grants	TOTAL REVENUES
Fee for Service Administration Department	-	53,770	-	-	352,820	352,820	-	-	352,820
Community Services Department	-	(98,388)	-	-	-	(98,388)	-	-	53,770
Total Available Revenue:	-	(44,618)	-	-	352,820	308,202	-	-	308,202

Program Description	Fiscal Year 2021 Actual			Fiscal Year 2022 Budget			Fiscal Year 2023 Budget		
	Operations	Pass - Through / In-Kind	TOTAL EXPENDITURES	Operations	Pass - Through / In-Kind	TOTAL EXPENDITURES	Operations	Pass - Through / In-Kind	TOTAL EXPENDITURES
Texas SHARE Cooperative	-	-	-	347,743	-	347,743	308,202	-	308,202
Total Expenditures:	-	-	-	347,743	-	347,743	308,202	-	308,202

NCTCOG DEPARTMENTAL STAFFING SUMMARY
DEPARTMENT: COMMUNITY SERVICES
DIVISION: CRIMINAL JUSTICE PLANNING

Position Title	Grade	Regular		
		2021	2022	2023
Criminal Justice Program Administrator	12	1	1	1
	Totals	1	1	1

NCTCOG DEPARTMENTAL BUDGET SUMMARY
DEPARTMENT: COMMUNITY SERVICES
DIVISION: CRIMINAL JUSTICE PLANNING

Type of Expenditure	Fiscal Year 2021	Fiscal Year 2022	Fiscal Year 2023		
	Actual Expenditures	Budget	Budget	Change	Percentage of Operations
COST OF OPERATIONS					
Salaries	75,134	75,702	81,030	5,328	45.62%
Fringe Benefits	35,523	36,943	39,543	2,600	22.26%
Indirect	17,245	19,938	21,341	1,403	12.02%
Occupancy	4,152	4,268	4,113	(155)	2.32%
Travel	-	2,000	2,000	-	1.13%
Capital Outlay	-	-	-	-	0.00%
Contract Services	-	-	-	-	0.00%
Other	8,474	38,760	29,584	(9,176)	16.66%
Total Cost of Operations	140,528	177,611	177,611	-	100.0%
Total Pass-Through	-	-	-	-	
Total In-Kind	-	-	-	-	
Total Expenditures	140,528	177,611	177,611	-	

NCTCOG DEPARTMENTAL FUNDING SUMMARY
DEPARTMENT: COMMUNITY SERVICES
DIVISION: CRIMINAL JUSTICE PLANNING

Funding Source	Indirect Charges & Billed Services	Inter-Departmental Transfers	General Fund	Local Government (In-Kind)	Local Contracts	TOTAL LOCAL FUNDS	State Administered Grants	Federal Grants	TOTAL REVENUES
Governor's Office Administration Department	-	(21,000)	-	-	-	(21,000)	198,611	-	198,611
Total Available Revenue:	-	(21,000)	-	-	-	(21,000)	198,611	-	177,611

Program Description	Fiscal Year 2021 Actual			Fiscal Year 2022 Budget			Fiscal Year 2023 Budget		
	Operations	Pass - Through / In-Kind	TOTAL EXPENDITURES	Operations	Pass - Through / In-Kind	TOTAL EXPENDITURES	Operations	Pass - Through / In-Kind	TOTAL EXPENDITURES
Office of the Governor's Public Safety Office	140,528	-	140,528	177,611	-	177,611	177,611	-	177,611
Total Expenditures:	140,528	-	140,528	177,611	-	177,611	177,611	-	177,611

AREA AGENCY ON AGING PROGRAM SUMMARY

MISSION AND GOALS STATEMENT

The mission of Area Agency on Aging (AAA) is to create and maintain a coordinated network of health and social services for older adults, persons with disabilities, and their family caregivers. It serves a 14-county area, consisting of those counties that surround, but do not include, Dallas and Tarrant.

During FY 2023 the AAA, which provides aging and caregiver services within the 14 counties surrounding Dallas and Tarrant counties, will contract with community-based organizations to provide nutritionally balanced meals in congregate settings and to homebound older persons at least 250 days during the year. Demand-response transportation will assist older riders in accessing doctors' offices, senior centers, and other community sites within their counties.

The AAA will provide and/or administer the following services at the regional level: Information and Referral; Care Coordination; Benefits Counseling; Ombudsman; Respite; Homemaker; Personal Assistance; Caregiver Support Coordination; Caregiver Education and Training, A Matter of Balance fall prevention classes; Chronic Disease Self-Management classes; Diabetes Self-Management classes; Chronic Pain Self-Management classes; Tai Chi for Arthritis and Fall Prevention classes; and PEARLS (one-on-one counseling services for those who are depressed).

The Ombudsman Program will serve all nursing facilities in the AAA service delivery region by relying on the services of both staff and certified volunteer ombudsman. They will establish a goal of visiting large nursing facilities at least 10 times per year, medium facilities at least six times per year and small facilities at least four times per year. In addition, the program will serve all assisted living facilities, with a goal of visiting large facilities at least seven times per year, medium facilities at least five times per year, and small facilities at least four times per year.

To promote independent living, Aging will assist nursing home residents who wish to return to the community in arranging housing and long-term services and supports.

Under the umbrella of its Aging and Disability Resource Center (ADRC), Aging will develop collaborative relationships with providers of human services in order to assist persons of all ages who have disabilities, are caregivers of persons who have disabilities, and/or wish to plan in advance of need for long-term supports and services. The ADRC will serve all 14 counties in the Aging service area, providing free and objective information to people of all income levels. In addition, it will provide respite to caregivers of persons with disabilities (including children and young adults).

In addition, the AAA will administer a grant from the Administration for Community Living to create dementia-friendly communities in North Central and East Texas. Activities will include expanding caregivers' access to education and support, providing people with dementia greater access to in-home services and meaningful activity, and training professionals to recognize dementia and make appropriate referrals.

NCTCOG DEPARTMENTAL BUDGET SUMMARY
DEPARTMENT: AREA AGENCY ON AGING

Type of Expenditure	Fiscal Year 2021	Fiscal Year 2022	Fiscal Year 2023		
	Actual Expenditures	Budget	Budget	Change	Percentage of Operations
COST OF OPERATIONS					
Salaries	1,340,959	1,489,767	1,632,418	142,651	25.71%
Fringe Benefits	634,008	727,006	796,620	69,614	12.55%
Indirect	307,787	392,369	429,940	37,571	6.77%
Occupancy	86,520	84,470	83,587	(883)	1.32%
Travel	20,845	44,555	87,151	42,596	1.37%
Capital Outlay	-	-	-	-	-
Contract Services	23,396	2,519,154	3,006,620	487,466	47.35%
Other	1,710,001	282,294	313,256	30,962	4.93%
Total Cost of Operations	4,123,516	5,539,615	6,349,592	809,977	100.00%
Total Pass-Through	6,195,699	7,117,659	10,367,027	3,249,368	
Total In-Kind	2,731,670	1,598,185	1,657,199	59,014	
Total Expenditures	13,050,885	14,255,459	18,373,818	4,118,359	

NCTCOG DEPARTMENTAL FUNDING SUMMARY
DEPARTMENT: AREA AGENCY ON AGING

Funding Source	Indirect Charges & Billed Services	Inter - Departmental Transfers	General Fund	Local Governments (In-Kind)	Local Contracts	TOTAL LOCAL FUNDS	State Administered Grants	Federal Grants	TOTAL REVENUES
Health and Human Services	-	-	-	1,657,199	-	1,657,199	15,516,276	-	17,173,475
Managed Care Organizations	-	-	-	-	943,343	943,343	-	-	943,343
Texas Health Resources	-	-	-	-	12,000	12,000	-	-	12,000
County Contributions	-	-	-	-	150,000	150,000	-	-	150,000
United States Department of Health and Human Services	-	-	-	-	-	-	-	400,000	400,000
Better Business Bureau	-	-	-	-	20,000	20,000	-	-	20,000
Community Council of Greater Dallas	-	-	-	-	5,000	5,000	-	-	5,000
United Way of Tarrant County	-	-	-	-	-	-	-	-	-
Administration Department	-	(330,000)	-	-	-	(330,000)	-	-	(330,000)
Total Available Revenue:	-	(330,000)	-	1,657,199	1,130,343	2,457,542	15,516,276	400,000	18,373,818

Program Description	Fiscal Year 2021 Actual			Fiscal Year 2022 Budget			Fiscal Year 2023 Budget		
	Operations	Pass - Through / In-Kind	TOTAL EXPENDITURES	Operations	Pass - Through / In-Kind	TOTAL EXPENDITURES	Operations	Pass - Through / In-Kind	TOTAL EXPENDITURES
Area Agency on Aging	4,123,516	8,927,369	13,050,885	5,539,615	8,715,844	14,255,459	6,349,592	12,024,226	18,373,818
Total Expenditures:	4,123,516	8,927,369	13,050,885	5,539,615	8,715,844	14,255,459	6,349,592	12,024,226	18,373,818

NORTH CENTRAL TEXAS EMERGENCY COMMUNICATIONS DISTRICT PROGRAM SUMMARY

MISSION AND GOALS STATEMENT

The North Central Texas Emergency Communications District (NCT9-1-1) is a 9-1-1 district with the responsibility to research, plan, implement, maintain, and coordinate a regional 9-1-1 system which serves as an integral part of public safety emergency communications in the region. A priority for the upcoming year is to focus on the implementation of a new Next Generation 9-1-1 (NG9-1-1) system. In addition, staff will take on several other NG9-1-1 related projects such as: updating GIS mapping datasets, refining security policies, and upgrading microwave equipment. With many large-scale projects planned for the upcoming year, NCT9-1-1 will remain committed to our mission of *Saving Lives and Making a Difference!*

9-1-1 SERVICES

The NCT9-1-1 service area includes 14 counties and five municipalities in Dallas County: Balch Springs, Cockrell Hill, Sachse, Seagoville and Wilmer. The District provides 9-1-1 services to over 40 Emergency Communications Centers (ECCs). The Board of Managers, represented by elected officials in each county in the service area, provides policy oversight of the District. In addition, the Strategic Advisory Committee fosters cooperation, collaboration, planning, and engagement regarding regional plans. NCT9-1-1 continues to administer the regional 9-1-1 system by managing and improving existing services and planning for the future of 9-1-1.

FUNDING

NCT9-1-1 receives its funding from a 50-cent charge on all wireless and wireline telephone lines per Health and Safety code 772 Subchapter H. In addition, NCT9-1-1 was awarded a preliminary amount of \$8,989,701, as part of Texas Legislature House Bill 2911 (HB2911) which amended Health and Safety Code Chapter 771 to establish September 1, 2025, as a target date for "all parts of the state [to] be covered by next generation 9-1-1 service." These funds are administered via the Commission on State Emergency Communications (CSEC) and the grant period is from November 2021-December 2024.

OPERATIONAL BUDGET

NCT9-1-1's operational budget for FY2023 is \$11,287,000. Primary areas of focus for the upcoming year include:

Network

The District has allocated approximately \$2.9M to network costs in FY2023. The largest portion of this funding includes:

- Network Equipment/Software Support and Maintenance
Approximately \$1.2M for equipment/software support and maintenance. This includes several large software maintenance agreements.
- MPLS & Backhaul Circuit Connections
Approximately \$712k for various routing and circuit connections.
- Network Contract Services
Approximately \$940k for various network-related contract services including the current core services provider.

Equipment/Software Support and Maintenance

Approximately \$925k towards non-network software support and maintenance including dispatch mapping and data agreements.

County Reimbursements

Approximately \$580k for county reimbursements including \$420k for county addressing reimbursement and \$160k for recorder reimbursements. This is the maximum county reimbursements available; however, actuals may be lower based on county addressing accuracy and recorders purchased.

Contract Services

NCT9-1-1 utilizes the expertise of strategic consultants at various times throughout the year. The maximum budget for this item from the operational budget is \$100k; however, expenses are based on hours worked and actual expenses may be less.

GRANT BUDGET

The preliminary grant budget for the grant period is \$8,989,701. Primary areas of focus include:

Network

\$1.5M for the procurement of new capital network gear and \$500k for microwave network tower replacement.

Call Handling Equipment (CHE)

\$2.3M for the replacement of the CHE in the ECCs.

Geographic Information Systems

\$680k for GIS-related NG9-1-1 items. This includes the purchase of updated 2-dimensional GIS imagery and the purchase of a 3-dimensional data set. These data sets help with tactical mapping and 9-1-1 addressing.

Next Generation 9-1-1 Core Services (NGCS)

\$3.2M to focus on implementation of new NGCS including call aggregation. NCT9-1-1 began implementation of NG9-1-1 in 2008 by building an IP infrastructure consisting of 9-1-1 equipment and systems, as well as a network that would act as the backbone for future applications. The network and systems have been implemented and updated in a phased approach. Today the network transport layer and core services serve as the infrastructure of the NCT9-1-1 system. That platform will allow work on some "no cost" applications and services that sit on the infrastructure and can enhance the overall services 9-1-1 can provide to protect our first responders and enhance the response for the public.

Security

\$384k for security and includes a cyber and physical security assessment, as well as penetration testing.

Contract Services

\$400k for operational planning. The assistance of outside consultants is required to complete the size and scale of the projects included in the grant funding, specifically within the limited grant timeline.

NCTCOG DEPARTMENTAL BUDGET SUMMARY
DEPARTMENT: NORTH CENTRAL TEXAS 9-1-1

Type of Expenditure	Fiscal Year 2021	Fiscal Year 2022	Fiscal Year 2023		
	Actual Expenditures	Budget	Budget	Change	Percentage of Operations
COST OF OPERATIONS					
Salaries	2,022,555	2,338,980	2,568,430	229,450	17.18%
Fringe Benefits	956,268	1,141,420	1,253,400	111,980	8.38%
Indirect	464,231	616,030	676,460	60,430	4.53%
Occupancy	714,826	417,000	402,000	(15,000)	2.69%
Travel	7,283	56,300	77,490	21,190	0.52%
Capital Outlay	-	597,250	2,290,850	1,693,600	15.32%
Contract Services	456,567	317,990	396,490	78,500	2.65%
Other	3,854,940	4,979,450	7,283,910	2,304,460	48.72%
Total Cost of Operations	8,476,670	10,464,420	14,949,030	4,484,610	100.00%
Total Pass-Through	92,975	420,000	420,000	-	
Total In-Kind	-	-	-	-	
Total Expenditures	8,569,645	10,884,420	15,369,030	4,484,610	

NCTCOG DEPARTMENTAL FUNDING SUMMARY
DEPARTMENT: NORTH CENTRAL TEXAS 9-1-1

Funding Source	Indirect Charges & Billed Services	Inter - Departmental Transfers	General Fund	Local Governments (In-Kind)	Local Contracts	TOTAL LOCAL FUNDS	State Administered Grants	Federal Grants	TOTAL REVENUES
Local Telephone Providers	-	-	-	-	11,284,331	11,284,331	-	-	11,284,331
Commission on State Emergency Communications	-	-	-	-	-	-	4,494,850	-	4,494,850
Transportation Department	-	(37,211)	-	-	-	(37,211)	-	-	(37,211)
Administration Department	-	(372,940)	-	-	-	(372,940)	-	-	(372,940)
Total Available Revenue:	-	(410,151)	-	-	11,284,331	10,874,180	4,494,850	-	15,369,030

Program Description	Fiscal Year 2021 Actual			Fiscal Year 2022 Budget			Fiscal Year 2023 Budget		
	Operations	Pass - Through / In-Kind	TOTAL EXPENDITURES	Operations	Pass - Through / In-Kind	TOTAL EXPENDITURES	Operations	Pass - Through / In-Kind	TOTAL EXPENDITURES
9-1-1 Planning	8,476,670	92,975	8,569,645	10,464,420	420,000	10,884,420	14,949,030	420,000	15,369,030
Total Expenditures:	8,476,670	92,975	8,569,645	10,464,420	420,000	10,884,420	14,949,030	420,000	15,369,030

ENVIRONMENT & DEVELOPMENT PROGRAM SUMMARY

MISSION AND GOALS STATEMENT

As one of the fastest-growing regions in the country, with a population larger than that of many U.S. states, North Central Texas faces some of the most challenging environmental and development-related issues in the nation. In FY2023, the Department of Environment and Development will continue to take a leading role in advancing planning and practices that accommodate this growth while maintaining and improving environmental quality and overall quality of life in the region.

Solid Waste – Goals: Support further development of solid waste management programs and related project implementation, innovative technologies, best practices, and collaborative partnerships amongst local governments, the public, and other stakeholders.

NCTCOG will work to achieve the goal and objectives of *Planning for Sustainable Materials Management in North Central Texas*, the Regional Solid Waste Management Plan. For the FY22 and FY23 biennium, approximately \$1.3 million is planned to be made available to local governments for projects within the biennium that furthers the objectives of the regional plan. NCTCOG's Resource Conservation Council (RCC) and its subcommittees will continue efforts to update the regional plan; offer training and educational opportunities to local government staff; maintain the Closed Landfill Inventory database; and administer a regional grant program to improve waste management in North Central Texas.

Collaboration and discussions within the region for diversion of organics from landfills and also tire collection and disposal events will continue. Additionally, action towards trash free waters are underway due to funding availability through the Environmental Protection Agency.

Regional Codes – Goals: Actively promote the standardization of model construction codes in an effort to simplify the construction process; advance the safety of building systems; promote common code interpretation; facilitate the mobility of contractors; and, reduce training and construction costs.

The Regional Codes Coordinating Committee (RCCC) and its five Advisory Boards comprised of local public and private code professionals continually review the latest editions of the model construction codes and recommend uniform amendments for the North Central Texas region. Most recently, the committees released recommendations for the 2020 National Electrical Code and the suite of 2021 International Codes with the intent for local governments to adopt the recommended code amendments in FY22 and FY23.

Watershed Management – Goals: Promote the vision and objectives to help the region achieve safe corridors where flooding is reduced, clean corridors where water quality meets or exceeds state standards, and green corridors where ribbons of greenways are tied together for ecological benefits and recreational and mobility opportunities.

Safe waterways are ones where the risk of flooding is reduced and erosion of stream banks is stabilized. Clean water, in forms including rivers, streams, reservoirs, drinking water, and groundwater sources, meets desired goals for water quality and is available in sufficient quantity to support the needs of a growing population. Green watersheds are strategically planned and managed networks of natural lands, working landscapes and other open spaces, which protect, sustain or restore vital ecosystems, provide recreational and mobility opportunities, and contribute to the health and quality of life of people and communities.

The Trinity River Common Vision Program continues to protect against flooding and preserve flood storage along the Trinity River corridor and its tributaries while *integrated* Stormwater Management (iSWM™) employs low impact development techniques throughout the entire watershed and region to reduce the stormwater quality and quantity impacts due to urbanization. Collaboration continues with the Federal Emergency Management Agency (FEMA) and the Texas Water Development Board (TWDB) under the Cooperating Technical Partners program as well as the U.S. Army Corps of Engineers for flood mitigation efforts throughout the region. An Integrated Transportation and Stormwater Infrastructure advance planning effort has begun in the western portion of the region in an effort to get in front of growth and development to reduce resulting flooding conditions. Partnerships with the Texas Commission on Environmental Quality maintain the effort to reduce bacteria and other contaminants within state designated areas and the development of Watershed Protection Plans. Additional watershed protection strategies, water conservation

outreach, and sanitary sewer capacity planning efforts are maintained through leadership of our Water Resources Council. Support to the more than 100 local governments with state stormwater discharge permits is a fundamental element as large and small cities fulfill their new permit cycles. Stream monitoring and reporting, permit collaboration, and education and outreach are all very important parts of the success of the Regional Stormwater Management Coordinating Council program. Sanitary sewer system best management practices are defined and outreach tools developed under the guidance of the Wastewater and Treatment Education Roundtable.

Promotion and maintenance of NCTCOG's Regional Ecosystem Framework website with important ecological datasets that should be used for infrastructure planning and conservation of open spaces will continue. For watershed planning and analysis in a growing region; tools such as *Greenprinting* and our Economic & Environmental Benefits of Stewardship tool can estimate the return on investment of implementing environmental stewardship to reduce the environmental effects of linear transportation and other area specific projects.

Public Works – Goals: Public Works Directors and staff can meet and work towards regional solutions of issues occurring in Public Works Departments throughout our region.

Focus efforts have related to coordination within utility management and sustainable material operation and maintenance within rights-of-way, maintenance and technical upkeep of our regional Public Works Construction Standards Manual, understanding and achieving state requirements in maintenance and operations of sewer and water systems, regional stormwater management best practices, analysis and prioritization of streets and pavement, hydrologic hazard technical assistance, and collaboration in best practices and technology availability in response to natural disasters.

Technical assistance and participation in the Statewide Regional Review Committee is provided to ensure distribution of Texas Community Development Block Grant (CDBG) funds to eligible applicants as a partnership with the Texas Department of Agriculture in order to help smaller communities in our region meet infrastructure needs in low-to moderate-income areas.

Development Excellence – Goals: Promote quality growth that enhances the built environment, reduces vehicle miles of travel, uses water and energy resources effectively and efficiently, and helps advance environmental stewardship in order to ensure continued economic vitality and provide the highest attainable quality of life for all residents. We seek to have the North Texas region recognized as a Center of Development Excellence.

NCTCOG's Executive Board has adopted a mission statement and 12 Principles of Development Excellence as a guide to local governments and the private sector as they plan and create future development/redevelopment in the region. Developed tools such as Conserve North Texas and Go Solar Texas websites will continue to be promoted, and a partnership with Region C Water Planning Group will continue to be leveraged for collaboration in water supply planning. Regional case studies that exemplify the Principles of Development Excellence are being developed and added to a new case study mapping tool, while the Center of Development Excellence website is being enhanced.

The Regional Integration of Sustainability Efforts (RISE) Coalition provides mentorship and engages interested communities in peer-exchange opportunities to support sustainability and environmental initiatives. The group will continue to meet in roundtables and help advance climate studies, develop regional greenhouse gas inventory materials, and share best practices.

Through FEMA funding, the Community Health and Resources Management (CHARM) mapping application developed by the Texas A&M Coastal Watershed Program is being brought to North Central Texas to train local government technical staff and conduct policy and elected officials' workshops on managing growth while preserving and improving quality of life.

NCTCOG DEPARTMENTAL STAFFING SUMMARY
DEPARTMENT: ENVIRONMENT & DEVELOPMENT

Position Title	Grade	Regular		
		2021	2022	2023
Director of Environment & Development	22	1	1	1
E&D Program Manager	18	1	1	1
E&D Program Supervisor	16	-	1	1
E&D Communications, Media, and Technology Coordinator	11	1	1	1
Senior Environment & Development Planner	13	3	2	1
Environment & Development Planner III	11	-	-	2
Environment & Development Planner II	9	1	4	5
Environment & Development Planner I	7	6	3	2
Environment & Development Program Assistant I	7	1	1	1
Communication Specialist II	7	1	1	1
	Totals	15	15	16

Position Title	Grade	Temporary / Part Time		
		2021	2022	2023
Intern	1	1	3	3
	9			
	Totals	1	3	3

NCTCOG DEPARTMENTAL BUDGET SUMMARY
DEPARTMENT: ENVIRONMENT & DEVELOPMENT

Type of Expenditure	Fiscal Year 2021	Fiscal Year 2022	Fiscal Year 2023		
	Actual Expenditures	Budget	Budget	Change	Percentage of Operations
COST OF OPERATIONS					
Salaries	869,396	965,027	990,325	25,298	26.82%
Fringe Benefits	401,450	470,933	483,279	12,346	13.09%
Indirect	198,054	254,165	260,828	6,663	7.06%
Occupancy	101,167	104,010	100,219	(3,791)	2.71%
Travel	1,138	14,000	14,000	-	0.38%
Capital Outlay	-	-	-	-	-
Contract Services	652,103	1,162,008	1,527,000	364,992	41.35%
Other	542,077	490,346	316,786	(173,560)	8.58%
Total Cost of Operations	2,765,385	3,460,489	3,692,437	231,948	100.00%
Total Pass-Through	1,297,454	218,239	2,068,333	1,850,094	
Total In-Kind	2,116	-	-	-	
Total Expenditures	4,064,955	3,678,728	5,760,770	2,082,042	

NCTCOG DEPARTMENTAL FUNDING SUMMARY
DEPARTMENT: ENVIRONMENT & DEVELOPMENT

Funding Source	Indirect Charges & Billed Services	Inter - Departmental Transfers	General Fund	Local Governments (In-Kind)	Local Contracts	TOTAL LOCAL FUNDS	State Administered Grants	Federal Grants	TOTAL REVENUES
Local	-	-	-	-	1,400,000	1,400,000	-	-	1,400,000
Texas Commission on Environmental Quality	-	-	-	-	-	-	1,835,487	-	1,835,487
Federal Emergency Management Agency	-	-	-	-	-	-	835,000	-	835,000
Environmental Protection Agency	-	-	-	-	-	-	-	205,000	205,000
Texas Water Development Board	-	-	-	-	-	-	750,000	-	750,000
Agency Management	-	140,000	-	-	-	140,000	-	-	140,000
Texas Department of Agriculture	-	-	-	-	-	-	20,283	-	20,283
Transportation Department	-	700,000	-	-	-	700,000	-	-	700,000
Research & Information Services Department	-	(30,000)	-	-	-	(30,000)	-	-	(30,000)
Agency Administration Department	-	(95,000)	-	-	-	(95,000)	-	-	(95,000)
Total Available Revenue:	-	715,000	-	-	1,400,000	2,115,000	2,605,770	1,040,000	5,760,770

Program Description	Fiscal Year 2021 Actual			Fiscal Year 2022 Budget			Fiscal Year 2023 Budget		
	Operations	Pass - Through / In-Kind	TOTAL EXPENDITURES	Operations	Pass - Through / In-Kind	TOTAL EXPENDITURES	Operations	Pass - Through / In-Kind	TOTAL EXPENDITURES
Solid Waste Management	640,963	1,160,080	1,801,043	607,951	97,000	704,951	647,951.00	850,000.00	1,497,951
Cooperating Technical Partnership FEMA (PM & MAS)	359,166	-	359,166	633,463	-	633,463	818,850.00	-	818,850
Stormwater Management Program	649,998	-	649,998	495,796	-	495,796	753,918.00	-	753,918
Public Works (w/ ISWM)	369,772	-	369,772	429,651	-	429,651	329,651.00	-	329,651
TWDB TSI	-	-	-	267,918	-	267,918	261,068.00	1,133,333.00	1,394,401
EPA Anaerobic Digestion	-	-	-	220,225	47,114	267,339	-	-	-
Water Quality Management & Impaired Watershed	218,038	-	218,038	225,496	-	225,496	295,746.00	-	295,746
EPA OW2RNG	12,452	7,488	19,940	-	-	-	-	-	-
EPA Trash Free Waters	60,910	95,386	156,296	85,426	74,125	159,551	104,826.00	85,000.00	189,826
Agency Planning & Assistance	125,023	-	125,023	128,777	-	128,777	128,777.00	-	128,777
Common Vision Trinity Local	106,074	-	106,074	98,126	-	98,126	168,116.00	-	168,116
Transportation Department Support	7,206	-	7,206	70,000	-	70,000	50,000.00	-	50,000
State Energy Conservation Office	77,850	2,116	79,966	65,525	-	65,525	-	-	-
Wastewater (WATER)	52,078	-	52,078	49,407	-	49,407	54,407.00	-	54,407
Regional Integrator of Sustainability Efforts Coalition	21,235	-	21,235	38,913	-	38,913	18,913.00	-	18,913
Regional Building Codes	35,487	-	35,487	25,501	-	25,501	42,501.00	-	42,501
TxDeplAg Community Development (TxCDBG)	19,884	-	19,884	17,224	-	17,224	16,613.00	-	16,613
Common Vision - CDC permit	-	-	-	1,090	-	1,090	1,100.00	-	1,100
Corridor Development	9,249	34,500	43,749	-	-	-	-	-	-
Total Expenditures:	2,765,385	1,299,570	4,064,955	3,460,489	218,239	3,678,728	3,692,437	2,068,333	5,760,770

TRANSPORTATION PROGRAM SUMMARY

MISSION AND GOALS STATEMENT

The North Central Texas Council of Governments (NCTCOG) is the designated Metropolitan Planning Organization (MPO) for the Dallas-Fort Worth Metropolitan Area. NCTCOG's Executive Board provides coordinated regional policy direction and fiduciary oversight to the MPO process. The metropolitan transportation planning process is guided by the Regional Transportation Council (RTC) which serves as the independent policy body for transportation decision making. The RTC is comprised of 44 local elected officials and transportation agency representatives.

In support of MPO functions, NCTCOG Transportation Department staff carries out planning, financial programming, and implementation activities utilizing multiple funding programs. The type of activity being conducted determines which revenue source may be used. These revenue sources have been separated into four categories:

- 1) Planning Formula Funds – These funds are allocated to the MPO from the Federal Highway and Transit Administrations based on formulas to support regional transportation planning activities.
- 2) Planning Non-Formula Funds – These funds are provided through various sources to conduct special planning/engineering studies or contract services by NCTCOG staff.
- 3) Implementation Formula Funds – These funds are allocated to the MPO, as a designated recipient of Federal Transit Administration funds, to support transit operations.
- 4) Implementation Non-Formula Funds – These funds support transportation, sustainable development and air quality programs that focus on strategies aimed at reducing traffic congestion and improving air quality.

All these programs are outlined in the Unified Planning Work Program for Regional Transportation Planning, prepared biennially, that provides a detailed summary of planning and implementation activities to be conducted over a two-year period. The following is a brief description of activities for FY2023.

Program Administration

General coordination, communication, and management tasks are essential to maintaining the planning process. The preparation and circulation of information relevant to regional transportation policy are major activities of the department, including support to the NCTCOG Executive Board, Regional Transportation Council, and Surface Transportation Technical Committee. Also included is the development, monitoring, and modification of the Unified Planning Work Program, as well as the preparation of associated annual reports; personnel recruitment and maintenance activities; professional development opportunities; and general office management. In addition, funding is included in this budget for the administration and coordination of the department's University Partnership Program with select universities in Texas and peer review exchanges with other metropolitan planning organizations.

Fiscal Management

Transportation staff works cooperatively with the Agency Administration Department to manage the fiscal requirements for implementation of numerous programs and projects supported through grants and contracts from multiple federal, State, and local funding partners. This fiscal management requires extensive knowledge and resources to complete external requirements and maintain internal controls. Responsibilities include agreement monitoring, reporting, financial analysis, budget development and monitoring, facilitating receipts and payments, and supporting audits and program reviews. Oversight of funds awarded to NCTCOG is a critical function, supporting projects implemented by NCTCOG and project efforts sub-awarded to local partners. All costs are reviewed for eligibility and documentation to ensure appropriate use of funds. In addition, the Transportation Department facilitates oversight of risk mitigation compliance by staff, consultants, partners, and subrecipients.

Community Outreach

A primary goal of the Transportation Department is to maintain public involvement throughout the regional transportation planning process, in conjunction with federal requirements for active and ongoing public participation. Several tasks aimed at educating and informing the public, including member governments and local elected officials, are continually being pursued. Publications such as Mobility Matters, the metropolitan planning organization newsletter; Local Motion, a monthly newsletter for elected officials; transportation articles of interest published in What's New at NCTCOG, the agency's email newsletter announcing website updates; and the Regional Mobility Initiatives, a report series aimed at summarizing ongoing planning and construction activities, are examples of ongoing community outreach and education efforts. Progress North Texas, a state-of-the-region report on transportation system performance in North Texas, has been published annually since 2004.

Increasing the communication among citizens, elected officials, and technical staff permits local entities to work together to achieve desired goals and objectives. The Infrastructure Investment and Jobs Act (IIJA, also known as the Bipartisan Infrastructure Bill or Bipartisan Infrastructure Law), passed by Congress in 2021, placed continued emphasis on a metropolitan planning organization's effort to engage the public in the transportation planning process. Elements of the Transportation Department's public outreach and education program include regular public meetings, with in-person and virtual options for participation, and online comment opportunities on regional transportation programs and topics, coordination and participation in various community events and forums, relationships with business and community organizations, maintenance of the Transportation website, use of social media and videos, developing interactive public engagement opportunities to determine transportation needs, and fostering an open relationship with the news media. This program area is also responsible for ongoing creation, maintenance and modernization of web resources presented externally and internally on the internet/intranet sites. A comprehensive mailing list of agencies, neighborhood and advocacy groups, transportation stakeholders, and the general public is maintained and utilized to inform the public about transportation issues, as well as specific public meetings and comment opportunities. Monitoring of federal, State, and local legislative initiatives is also conducted in this program area to assist local elected officials in ensuring that legislative actions at all levels of government contribute to improving the mobility and air quality of the region. In addition, transportation and air quality outreach education, and engagement programs help advance efforts to educate and inform the region. This work includes campaign development and implementation, as well as analyzing performance measures related to communication campaigns.

Transportation Project Programming

Authorizing legislation, The Infrastructure Investment and Jobs Act or IIJA, reconfirmed the responsibility of the Metropolitan Planning Organization (MPO) to work with the Texas Department of Transportation (TxDOT), local governments, and transportation authorities to identify, evaluate, and select transportation improvements. In Fiscal Year (FY) 2023, staff will coordinate with TxDOT and local agencies to implement projects selected with federal and State funds, along with Regional Toll Revenue (RTR) and Regional Transportation Council (RTC) local funding. Staff will coordinate with TxDOT on the Unified Transportation Program (UTP) development and implementation process and will monitor UTP updates as funding estimates are adjusted by TxDOT. In addition, the region's 10-year plan of transportation funding priorities will be monitored and updated to cover the FY2024-2033 timeframe.

The Transportation Improvement Program (TIP) serves as the mechanism for funding transportation improvements recommended in the Metropolitan Transportation Plan (MTP). All regionally significant surface transportation improvements, regardless of funding source, are inventoried in the TIP. Each year, the North Central Texas Council of Governments Transportation Department engages in several activities related to the development and implementation of the TIP. The TIP is prepared on a biennial basis with quarterly updates. Staff will continue implementation of the 2023-2026 TIP document and will participate in TxDOT's quarterly Statewide TIP revision cycles. NCTCOG will work with TxDOT and the Federal Highway Administration to finalize approval of the 2023-2026 TIP document. For FY2023, project tracking and implementation of the RTC's 10-year milestone policy will continue.

A continuing emphasis for FY2023 will be the refinement and expansion of the transportation project information system database. The goal of this effort is to enable a more comprehensive tracking of projects including the cost, funding, start date, and completion date of each project phase. This project was created in response to the federally mandated year of expenditure/total project cost requirements, as well as the increased complexity involved with funding, tracking, and monitoring transportation projects. The database continues to eliminate redundant procedures and increase efficiency. Additional modules of the new database will be developed and deployed in FY2023.

Finally, project selection efforts will continue for projects of strategic importance to the region and for projects involving an assessment or payback to the RTC.

Congestion Management and System Operations

The Infrastructure Investment and Jobs Act also requires that metropolitan areas with a population of greater than 200,000 develop and implement a Congestion Management Process (CMP). The CMP provides for the effective management of new and existing transportation facilities through development and implementation of travel demand, transportation system management and sustainable development strategies, and by providing information to decision makers on system performance and effectiveness of implemented strategies. The CMP seeks a "management" solution to a growing traffic problem by targeting resources to operational management and travel demand reduction strategies. The CMP is fully integrated into the region's transportation planning and programming process.

The Congestion Management Process includes the development, implementation, and monitoring of regional travel demand management strategies, including employee trip reduction, carpool/vanpool, park-and-ride, and transportation management associations. Transportation systems management and intelligent transportation system strategies are also part of this program. These strategies, which include intersection and signalization improvements, a freeway bottleneck removal program, intelligent

transportation system projects, connected/autonomous vehicles, and special events management strategies, will be developed to reduce travel time and enhance system reliability. Transportation staff will also continue efforts to develop and implement congestion management strategies during the planning, engineering, construction, and operation stages of corridor development. In addition, collection and analysis of traffic data in the Dallas-Fort Worth region will continue to enhance the North Central Texas Council of Governments information system for monitoring transportation system infrastructure and performance as part of the Congestion Management Process.

Transportation Department staff will also conduct planning efforts to develop safety policies, programs, and projects. To improve regional transportation safety related to pedestrians, bicycling, transit, roadways and highways, staff will continue to evaluate crash data and continue the development of the Dallas-Fort Worth Regional Safety Information System. Coordinated efforts with NCTCOG's Emergency Preparedness Department will also continue to support local, State, and federal initiatives to address transportation system security and emergency preparedness planning. The North Central Texas Council of Governments continues a dialogue among local governments and transportation providers in North Central Texas regarding the regional coordination of response plans, response capabilities, and emergency medical services in the event of major crashes. Staff also provides technical transportation data needed to support these planning efforts as well as to facilitate the coordination of various transportation providers and planning agencies.

Congestion management strategies identified in the Congestion Management Process are further supplemented by efforts to identify, analyze, and implement targeted improvements through the examination of transportation asset conditions and performance within various corridors. Relying on the business principles of maximizing life-cycle benefits and minimizing life-cycle costs, Asset Optimization investigates the physical, operational, and transportation-land use characteristics of existing and proposed future corridor assets to determine their effects on mobility, safety, reliability, access/connectivity, and economic development. Pilot projects across the region will be used to demonstrate system interoperability and effectiveness; refine internal and external asset-oriented data collection, storage, and analysis efforts; and enable greater integration of performance measures into traditional project and long-range planning decision-making and prioritization processes. Asset Optimization, in collaboration with transportation provider initiatives per the Infrastructure Investment and Jobs Act to develop and maintain a statewide Transportation Asset Management Plan, will ultimately allow the North Central Texas region to both stretch and further balance investments between preserving and/or upgrading existing transportation assets, and efficiently replace assets of greatest need.

Model and Data Development

The Transportation Department develops travel forecasts used in the planning of freeways, toll roads, managed high occupancy vehicle lanes, park-and-ride facilities, bus and passenger rail systems, and other transportation improvements. The continued development of travel models is coordinated with regional transportation and air quality planning activities in the Unified Planning Work Program. In addition to providing insight for policy decisions, the travel model is used for financial assessment of the projects for private investments and discretionary federal funding programs. The activities include major efforts in data collection, development of analytical tools, and conversion of data to information through production of reports, visualization of data, simulation, and quantification of the effects of the policies and projects. The travel model is a computer-based forecasting tool that enables planners to evaluate a wide range of future transportation projects.

Projects and activities for FY2023 are grouped into three categories: travel forecasting, data development, and demographic forecasting. Major travel forecasting projects include continued enhancements to the regional travel model (TAFT), maintenance of the previous regional travel model (DFX) for legacy projects, support for planning applications, continued development of the regional dynamic traffic assignment model, continued development of the nonmotorized trip model, and continued work on the regional transit travel survey with the resumption of data collection.

Data development activities are grouped into coordination, integration, and dissemination of data. Major data projects include updating and maintenance of speed data, traffic count programs, maintenance and development of several transportation performance data, maintenance of the website for dissemination of data on the map and continuing the calibration of freeway traffic counters along with providing service and data analytics.

Major demographic forecasting projects include updating and maintenance of the land use and demographic data, enhancement of demographic forecasts for long-range planning and coordination with local governments regarding land use and demographic data.

Air Quality Planning and Operations

The Clean Air Act Amendments of 1990 and the Infrastructure Investment and Jobs Act call for the integration of transportation and air quality planning activities at local, State, and federal levels. The Dallas-Fort Worth area was initially designated as nonattainment for ozone in 1991. Effective September 23, 2019, the Environmental Protection Agency (EPA) classified Collin, Dallas, Denton, Ellis, Johnson, Kaufman, Parker, Rockwall, Tarrant, and Wise Counties as serious nonattainment under the 2008 National Ambient Air Quality Standards (NAAQS) for eight-hour ozone, with an attainment deadline of July 20, 2021. The EPA

published nonattainment designations for the 2015 NAAQS for eight-hour ozone on June 4, 2018, effective August 3, 2018. Nine of the ten counties, excluding Rockwall are classified as marginal nonattainment, with an attainment deadline of August 3, 2021. Attainment was not met under these two standards by the deadline, therefor the region will be reclassified for each.

In FY2023, NCTCOG staff anticipates completing the 2022 Transportation Conformity Analysis in the nine- and ten-county nonattainment areas, which is a quantitative assessment to ensure the region's air quality is not worsened through the implementation of transportation projects and programs included in the Transportation Improvement Program and Metropolitan Transportation Plan. In addition, staff will continue to conduct and provide technical air quality assistance as necessary including emission inventories to support development of an updated State Implementation Plan (SIP) for the North Central Texas region or as part of a comprehensive multi-pollutant information system.

The Transportation Department continues to identify emissions reduction strategies for inclusion in transportation conformities and the applicable SIP aimed at improving air quality. During FY2023, efforts will continue to focus on the development and implementation of multi-pollutant reduction strategies across the nine- and ten-county nonattainment areas. Work includes initiatives such as administration of funds, training, pilot projects, education, outreach, and funding assistance related to vehicle fleets, consumer-facing initiatives, and local government policies/community readiness to support advanced technologies. These strategies are designed to encourage local fleets to take advantage of funding programs to maximize number of projects funded in the Dallas-Fort Worth region and facilitate use of technologies and fuels that reduce travel demand, energy use, and emissions. Staff will conduct on-site monitoring of grant-funded activities to ensure compliance. Finally, work performed as the Dallas-Fort Worth Clean Cities coalition will continue, including development of workshops, meetings, webinars, trainings, and technical assistance. These programs will be pursued as part of a coordinated and comprehensive planning approach to the region's air quality efforts.

Additionally included are activities related to GIS and data coordination efforts. With increasing amounts of data and analysis tools available to planners to carry out transportation planning activities, work is needed to insure that the right datasets and tools remain in the hands of planners and analysts that need them. Specific activities include representing the MPO's GIS and data management needs to outside parties, providing direct analysis services to internal users, performing data creation and quality control work, maintaining infrastructure for internal and external distribution of authoritative datasets, and providing data-related technical support.

Also included is the management of computer resources and computer hardware requests necessary for transportation and air quality planning. The overall goal of this work is to provide NCTCOG staff with the tools and ongoing technical support needed to complete work tasks in an efficient and timely manner.

These efforts include monitoring and analyzing both federally required and locally determined performance measures to provide insight on project effectiveness and consideration of appropriate modifications.

Transportation Planning

Federal planning regulations require urbanized areas have a Metropolitan Transportation Plan (MTP) to identify major long-range transportation improvements over a timeframe of at least 20 years. This multimodal MTP for North Central Texas includes freeways, toll roads, managed lanes, express lanes, major arterials, passenger rail lines, high-intensity bus corridors, bicycle and pedestrian facilities, and transportation programs such as sustainable development, congestion management, and safety and security. During FY2023, staff efforts will focus on monitoring, implementation, and follow-up studies of recommendations identified in the current MTP, [Mobility 2045: 2022 Update](#). This MTP update includes updated demographics, revised revenue forecast, and refined project and program recommendations. In addition, House Bill 20 requires Metropolitan Planning Organizations to maintain a 10-year transportation plan. This 10-year plan will be updated as appropriate in cooperation with the Texas Department of Transportation's (TxDOT's) planning and programming process. For the long-range and 10-year transportation plans, staff will incorporate project selection criteria, a scenario analysis project to help inform decision makers, and the development of additional performance measures and targets.

For projects identified in the MTP, Transportation Department staff works with the region's various transportation and resource agencies on feasibility studies, as well as detailed corridor studies to evaluate transportation alternatives and to address transportation-related issues such as local government land-use policies, neighborhood and community goals, and economic development. These detailed corridor studies may be performed as part of the federal National Environmental Policy Act process or independently. In each study, Transportation staff will perform a variety of functions to support the corridor study process, ranging from facilitating meetings and building consensus to the development of detailed travel forecasts for the evaluation of alternatives and environmental justice analysis.

Transportation Department staff also provides support to local governments through subarea studies, thoroughfare planning, and technical assistance. Each year, cities and counties in North Central Texas request assistance from the North Central Texas

Council of Governments (NCTCOG) to develop or update thoroughfare plans, with staff efforts focusing on the preparation of travel forecasts to support local government efforts. NCTCOG's involvement ensures plans are compatible and coordinated across jurisdictions. Staff will also track and maintain a Regionally Significant Arterials Designation List, monitor and revise the Federal Functional Classification System as needed, and work with county and local government representatives to develop and monitor countywide thoroughfare needs assessments for the region.

As the nation's largest inland port, the long-term growth and development of the region's freight industry is critical to the regional and national economies. Freight movement within and through the Dallas-Fort Worth Metropolitan Area continues to grow in importance as the region's population grows and traffic congestion increases. During Fiscal Year 2023, efforts will focus on intermodal and freight transportation issues, including monitoring and implementing an updated regional freight system plan, the freight land-use analysis, freight safety programs, truck parking initiatives, and coordinating with TxDOT on statewide freight system planning activities. Additionally, staff, with state, local governments, and private industry, will continue work to expand left-lane truck restrictions throughout the region and address at-grade railroad crossing safety, implement a Regional Rail Information System, prepare North Texas MOVES (Multimodal Operations, Velocity, Efficiency, and Safety) BUILD grant projects to move forward, review air quality impacts regarding freight movements, investigate truck parking topics, initiate freight system plan follow-up studies, and assist local governments with promoting freight-oriented developments. Another major effort will be to implement a regional rail information system which will provide critical train movement to all rail operators to move freight and passengers more efficiently through the region.

Transit Management and Planning

Public transportation coordination activities focus on identifying opportunities for increased transportation services in the region. Ensuring that transportation is available for individuals with disabilities, limited-income individuals, and older adults is vital. Efforts to update Access North Texas, the regional public transportation coordination plan for North Central Texas, continued as staff coordinated with a wide range of stakeholders, transit users, and other members of the public to document transportation needs and develop strategies to better serve these populations with public transportation. Ongoing Access North Texas efforts include monitoring implementation of strategies in the plan, committees to assess transportation needs, transit system improvements, and improved efficiency in the use of transit capital resources in the region. The Regional Mobility Management Program will continue developing and expanding initiatives with grant funding from the Federal Transit Administration (FTA) and Texas Department of Transportation, through the Transit Strategic Partnership Program, to improve regional mobility. Additional efforts include the development and implementation of a Regional Vanpool Utilization Study in FY2023 to assist with future systems and facilities planning, and for building interagency partnerships with regional partners for the purpose of increasing participation for commuters traveling long distances or in areas with limited or no fixed-route transit service.

As part of the ongoing efforts to develop comprehensive public transportation plans across the region following the successful conclusion of the Collin County, Tarrant County and Southern Dallas County Transit Planning studies in FY2021, three additional planning studies including the Denton County Transit Planning Study, the East Dallas, Kaufman, Rockwall (EDKR) County Transit Planning Study and College Intermodal Transportation Hub Planning Study began in FY2022. Both the Denton and EDKR Transit studies will focus on developing a comprehensive public transportation plan for cities in the respective counties that are not members of one of the three main Transit Authorities in the region. The College Intermodal Transportation Hub Planning Study aims to develop a comprehensive guide and strategic implementation of mobility hubs at college and university campuses around the region. All three studies are expected to conclude in FY2023.

Support for the general funding made available by the US Department of Transportation's FTA in response to COVID-19 through the Coronavirus Aid, Relief, and Economic Security (CARES) Act and the American Rescue Plan Act will continue in FY2023. Continuing focus for FY2023 includes efforts to explore options for service outside transportation authority boundaries and meeting the service needs of transit dependent populations. Additional projects include transit needs assessments, planning studies, technical assistance for small transit operators, and cooperative procurements for small transit operators. In addition, this program area supports NCTCOG's administration and oversight responsibilities as a Designated Recipient for the Bus and Bus Facilities Program (FTA Section 5339), Enhanced Mobility for Seniors and Individuals with Disabilities Program (FTA Section 5310), Job Access/Reverse Commute Program (former FTA Section 5316), New Freedom Program (former FTA Section 5317) and Urbanized Area Formula Program (FTA Section 5307) grant funds.

Aviation Planning and Education

Aviation is an essential part of the North Central Texas economy and serves as a vital transportation option for the region. As the nation's largest inland port and the fourth largest metropolitan area, there is a heavy dependence upon the success of the aviation system. To maintain a competitive and pivotal role in this international industry, it is vital to protect and maintain the existing airport system in North Central Texas. NCTCOG's aviation planning and education efforts focus on regional general aviation airports and heliports as well as the development of aviation education strategies. Land-use planning to preserve aviation and airspace infrastructure, along with development of tools and resources to mitigate encroachment will be coordinated with

regional partners and aviation stakeholders. In addition, the North Texas Aviation Education Implementation and Outreach efforts will continue to focus on events working with students at local aviation programs using equipment that simulates flight and other tools. This outreach includes high schools, colleges, and universities to further develop a dynamic and integrated aviation academic system in the region. Anticipated products will include a variety of outreach strategies to local students to promote clear aviation career pathways by utilizing and expanding the NCTCOG aviation website www.NCTaviationcareers.com to support existing academic programs.

The North Central Texas Council of Governments manages the North Texas Unmanned Aircraft Systems (UAS) Safety and Integration Task Force to help mitigate reckless UAS operation and promote the safe integration of UAS technology into the Dallas-Fort Worth regional airspace. The Task Force is comprised of public-sector representatives at the federal, state, and local levels as well as private-sector representatives from the aviation and UAS industries, academia, military, and others.

Additionally, the partnership agreement signed in 2021 the National Aeronautics and Space Administration (NASA) is still ongoing to accelerate regional planning and integration regarding Advanced Air Mobility transportation and enabling technologies into the metroplex. Advanced air mobility, also called advanced aerial mobility, refers to the “adoption of electric and hybrid aircraft to urban, suburban and rural operations.” Activities associated with this agreement will be a series of workshops designed to help find solutions that will align regional planning documents with this new mode of transportation. The final report from our first series of workshops should be released late summer 2022.

Separately, issues related to surface transportation access to the aviation system will be studied and monitored. Maintaining the efficiency of the air transportation system will require regular inventory, monitoring, and documentation of roadway, truck, and rail bottlenecks, as well as coordination of safety and security issues related to access and egress. Long-term aviation performance-measure tracking will also continue.

Strategic Corridor Initiatives

The continuing challenges of population growth, escalating maintenance needs, sustaining economic markets, and more reduced and/or discretionary levels of funding from federal and State partners require the North Central Texas region to pursue new opportunities and expanded applications for meeting transportation needs through innovative financing strategies, improved public-private partnerships, comprehensive asset optimization processes, and streamlined and/or phased project delivery methods. In FY2023, staff performing Strategic Corridor Initiatives will continue to assist local, regional, State, and federal partners to identify and pursue various forms of funding, partnership, and expediency measures to improve the processing and implementation of major transportation projects, particularly those which deal with multiple transportation modes concurrently and/or enable flexibility for staged construction. Staff will also engage with transportation providers in the region concerning input on planning, design/engineering, environmental evaluation, mitigation, public/agency involvement, benefit-cost or other economic analyses, performance evaluation, infrastructure life cycle considerations, financial feasibility, and other pertinent functions to further assess and initiate additional significant projects/programs as identified within the Metropolitan Transportation Plan. These efforts are dedicated to the development of unique, innovative, and/or multi-faceted transportation objectives such as advancing automated transportation systems, high-speed inter-city transportation, as well as other complex and evolutionary projects.

With passage of the Infrastructure Investment and Jobs Act (IIJA), substantial amounts of transportation funding are now available through competitive grant programs necessitating collaborative and comprehensive changes in the ways NCTCOG must work with regional transportation providers and local governments to advance projects and achieve awards. During FY2023 staff will continue to obtain information on new transportation project-eligible grant programs from USDOT and other federal cabinet sources, refine the project “slotting” process so that candidate projects are matched with appropriate grant programs with the best possible timing and conditions for success, and ensure technical assistance and outreach resources are highly coordinated so multiple entities can be effectively utilized as potential applicants and/or implementing agents to expand project delivery capabilities.

Additionally, other Strategic Corridor Initiatives during FY2023 will involve multidisciplinary planning approaches, land use/transportation connection optimization initiatives, and procurement-based conceptual engineering studies to affect the advancement of multimodal transportation systems in and around the Dallas and Fort Worth Central Business Districts (CBDs). These include efforts such as the IH 30/Fair Park/Deep Ellum Street Grid Planning Study, North Oak Cliff/Oak Farms Planning and Conceptual Engineering Study, West Dallas Gateway Planning Study, High-Speed Rail/Cedars Planning Study, Butler Place Redevelopment Study, East Lancaster Avenue Corridor Study, and the North Tarrant County Subarea Transportation Study.

Environmental Streamlining

The Environmental Streamlining program focuses on helping transportation providers expedite environmental approvals and activity permits allowing implementation of critical regional transportation projects as quickly as possible. The goal of this effort

is to aid in reducing cost escalation due to inflation, alleviating congestion faster and enabling the region to meet air quality and other environmental stewardship goals more effectively.

During FY2023, staff will provide assistance and guidance in the development, review, and processing of National Environmental Policy Act (NEPA) and local environmental documents for various projects such as IH 20 in Parker and Tarrant Counties, IH 30 in Dallas and Tarrant Counties, the IH 35E “Lower Stemmons” corridor in Dallas County, IH 35W in Denton and Tarrant Counties, IH 45 in Dallas and Ellis Counties, Loop 12 in Dallas County, US 380 in Collin and Denton Counties, SH 199 in northwestern Tarrant County, sections of the Regional Outer Loop across multiple counties, as well as numerous on- and off-system arterial segments throughout North Central Texas. Efforts will include linking regional environmental, community, and economic goals from the Metropolitan Transportation Plan (MTP) with project-level objectives; assisting in the investigation, analysis, and development in NEPA document applications concerning methodology evolutions for regional tolling and Mobile Source Air Toxics (MSAT) analyses; documenting efforts toward project-based progress reporting of IJA performance targets and congestion management strategies; providing research, analysis, and preparation of technical reports for NEPA document incorporation; and, review of specific NEPA documents. Regarding expediting environmental permits, staff will continue to carryout activities associated with the Memorandum of Agreement between NCTCOG and the United States Army Corps of Engineers (USACE) to streamline the evaluation of Section 404 permits required for various high-priority regional transportation projects. Additionally, staff will monitor and provide oversight of USACE Section 408 activities related to the Trinity River flood control project, and determine processing needs for improvements to specific vulnerable and critical facilities highlighted from the Integrated Regional Transportation and Stormwater Management Initiative.

Environmental streamlining also requires consideration of concerns for the social, cultural, and natural environment early in the planning process. Throughout FY2023, initiatives will continue to identify potential environmental impacts and develop strategies to avoid, minimize, or mitigate these impacts. This work will include continued communication with agencies responsible for resource/conservation management and with federally recognized tribal nations, comparing transportation plan effects with resource data and inventories, development of regional processes and programs dedicated to maximizing inclusivity and analysis, using results/feedback from a comprehensive environmental justice/equity needs assessment to inform the application of new evaluation tools and methodologies, and identifying/analyzing strategies to incorporate greater infrastructure resilience to riverine flooding exacerbated by increased urbanization. This information will advise a multitude of planning decisions to be collaborated and conducted at both the corridor and system levels of application.

Sustainable Development

Sustainable development strategies reduce the demand for single-occupancy vehicle travel and are critical tools in supporting the region's efforts towards reduced congestion and improvements in mobility and air quality. In 2001, 2006, 2010, and 2018, the Regional Transportation Council funded several sustainable development projects that place a greater focus on the importance of coordinating land use and transportation investments to maximize the region's resources. Efforts in this area will focus on managing and monitoring progress towards the implementation of these projects, as well as facilitating continued education and public outreach on sustainable development initiatives. Staff will assist cities with developing plans integrating transportation and land use planning and evaluating project proposals submitted for funding. Education and sharing of best practices in planning and implementing sustainable development will be facilitated through the regional Coordinated Land Use and Transportation Planning Task Force. Green infrastructure training and other educational opportunities will be developed. The Sustainable Development team will also coordinate with local governments and school districts in the Transportation and Community Schools program to promote and provide education on regional strategies for school siting best practices to ease congestion and increase safety. These efforts include the development of a series of Safe Routes to School Plans throughout the region, a Safe Routes to School regional action plan to focus and prioritize Safe Routes to School planning and implementation efforts throughout the region, and a webinar series to educate local governments about best practices for achieving community-oriented schools that enable safe walking and bicycling to school.

Planning and development of active transportation (bicycle and pedestrian facilities), with continued emphasis on safety and access to transit systems and major destinations including higher-density employment and population centers, will also be a key aspect of the department's activities. The collection of bicycle and pedestrian count data as well as the planning and development of multijurisdictional regional trail systems, such as the Cotton Belt Regional Veloweb Trail and the Fort Worth-to-Dallas Regional Veloweb Trail will continue. Staff will continue to coordinate implementation activities of the Regional Pedestrian Safety Action Plan and finalize the development of the City of Irving Bike Master Plan. Staff will also coordinate a study of pedestrian and bikeway connections to a passenger rail corridor (Routes to Rail Stations) in the Silver Line commuter rail corridor, develop a complete street policy template(s), and promote the adoption of complete street policies by local governments in the region. In addition, staff will conduct a competitive call for projects for the Transportation Alternatives Set-Aside Program and prepare regional applications for various federal funding grant programs to implement active transportation projects.

In addition, work will continue to provide support for regional transit-oriented development (TOD). The program will provide education, investigative, and project development assistance to local governments that are looking to create TODs as a means of

congestion mitigation, involving development near transit hubs. A corridor TOD plan for the DART Silver Line will be initiated with station area jurisdictions to advance parking and land use best practices and policies. Staff will also advance the strategic management of parking through collecting sample data of parking use across the region and lead special area parking studies including in the Deep Ellum district of Dallas.

Transportation Technology and Innovation Program

The Transportation Technology and Innovation Program (TTIP) works to advance innovative transportation technologies such as automated vehicles as well as advanced vehicle-to-vehicle and vehicle-to-infrastructure communications technology. Program tasks for FY2023 include working with local partners to improve data collection and data sharing practices; assisting partner entities across the region to integrate automated and connected vehicles technologies into their existing transportation systems; serving as a touchpoint for private-sector firms as they seek test and deploy automated vehicle (AV) systems in the region; collaborating with state- and nation-wide partners to determine best practices for AV planning and implementation; monitoring local, state, and federal AV policies in order to prepare guidance and policy recommendations for regional decision makers; collaborating with other NCTCOG departments to include emerging transportation technologies and innovation into transportation planning activities; and conducting public outreach on AV technologies. In FY2022 staff awarded a request for proposals to secure consultant expertise in launching a freight optimization project along select signalized intersections in the region, with the bulk of this work taking place throughout the remainder of FY2022 and into FY2023, and as part of the Automated Vehicle 2.0 program staff is working with local partners and a slate of connected and automated vehicle technology deployments across the region, as well as finishing a regional planning exercise, in partnership with a wide range of stakeholders, to prepare the region for increasing roadway and vehicle automation.

To prepare the region for increasing vehicle and roadway automation—including the variety of technologies surrounding this phenomenon, collectively identified as “connected and automated vehicle” (CAV) technologies, TTIP launched the next phase of NCTCOG’s efforts to prepare the region through the “Automated Vehicle 2.0” (AV2.0) in 2018. As part of this program, as mentioned above, staff issued a request for proposals in FY2021 aimed at securing planning expertise to guide CAV technology planning for a group of cities and agencies representative of the region as part of the Project Steering Committee. A consultant was selected and will complete work on this planning exercise by the end of FY2022. This planning effort is one part of a three-part initiative, the second part is focused on providing cost coverage for local partners implementing AV deployments. In FY2020, the structure of the program was developed and the call for projects (CFP) was issued in early FY2021. Following the process just outlined, the project proposals were received, evaluated, selected, and awarded in Spring and Summer of 2021 with a second round of proposals called and received in early CY2022. Though the procurement process began in FY2020, the bulk of the work will take place during FY2023-2024.

In early 2017, NCTCOG’s Regional Transportation Council approved \$1 million to fund transportation technology projects on IH 30 between Dallas and Fort Worth. In late 2017, the US Department of Transportation awarded substantial funding for TxDOT’s Connected Freight Corridors project (TCFC). NCTCOG and TxDOT have been working together to combine forces and funds to include IH 30 in the TCFC. One of the TCFC/IH 30 projects is to improve emergency response on the IH 30 corridor by making roadway incident data (e.g., crash and object on road reports) accessible to the 9-1-1 centers and the Transportation Management Centers along the corridor. Another project is to create a dual vehicle-to-infrastructure (V2I) environment by deploying both Dedicated Short-Range Communications (DSRC) and 5G (next-generation cellular) communications equipment. The third project is to harvest roadway condition data from automated trucks. Work was conducted throughout FY2022 and will continue into FY2023.

In FY2021, the AV Program assisted in the formation and operation of the North Texas Center for Mobility Technologies (NTCMT). The NTCMT is a research network of local universities that will work together on mobility-related research and development projects sponsored by private industry. In FY2022, NTCMT reviewed and accepted its first project, led by the University of North Texas. More project proposals are expected in FY2023.

Regional Military and Community Coordination

The Department of Defense Office Local Defense Community Cooperation (DOD OLDCC) funds implementation of recommendations from planning studies to maintain military operations and support compatible development surrounding military installations. NCTCOG recently completed a Regional Joint Land-use Study (JLUS), now known as a Compatible Use study, which contained over 150 recommendations. During FY2023, staff will utilize DOD OLDCC grant funding to work with representatives from federal and state military installations, the Texas Military Department, local governments, and the business community as part of the Regional Military Compatible Use Implementation initiative to implement the study recommendations. The recommendations include development of an active parcel compatibility management tool; creation of a homeowner relations program to inform new residents about quality-of-life issues near military installations and identification of resources related to sound attenuation; encourage updates of local government zoning ordinances, future land-use plans, and building codes and statewide local government code to increase compatibility near military installations; encourage improved and formal communications channels for Texas Military Department installations; support economic development and transportation

projects near Texas Military Department installations; foster information exchanges between both military installations and local governments within the region and between communities across Texas that participate in the Department of Defense Compatible Use program; and support of grant management requirements.

The Department of Defense Office Local Defense Community Cooperation (DOD OLDCC) also funds the Defense Industry Resiliency Program to assist communities, with defense manufacturers, capture new investments and develop new technologies. These efforts support our defense department in maintaining a modern military force with a technological edge. NCTCOG is the lead organization of a broad and diverse group of North Texas aviation, aerospace and defense manufacturers, universities, and community colleges, as well as community organizations focused on the creation of an industry coordinated education and training framework. Key to this framework is the ability of the training programs to continually adapt to meet the ever-changing dynamics and demands of the defense industry. The Agile Curriculum program will result in certificates, course offerings, and work experiences that expedite the availability of upskilled employees and well-prepared, highly qualified job applicants. The primary goal of this program is to increase the availability of workers who can immediately respond to the rapidly evolving aviation, aerospace and defense manufacturing industries in North Texas.

Legal Services

The Legal Services Program Area provides departmental support for implementation of procurement activities, development of contractual obligations for subrecipients and contractors, and oversight of risk and compliance activities. Additionally, the Legal Services Program Area provides legal advice on a wide range of topics regarding the Transportation Department's programs, projects, policies, and procedures. This includes advice with respect to NCTCOG authority and approvals, Public Information Act requests, Open Meetings Act requirements, enforcement of contractual obligations for sub-grantees and contractors, and interpretation of federal, State, and local laws and regulations impacting RTC and Departmental initiatives. Legal Services also conducts legal sufficiency reviews of agreements necessary to carry out Regional Transportation Council and Departmental initiatives. This program area also provides support for Agency legal services.

NCTCOG DEPARTMENTAL STAFFING SUMMARY
DEPARTMENT: TRANSPORTATION (Continued)

Position Title	Grade	Temporary / Part Time		
		2021	2022	2023
Engineer	21	2	2	2
Senior Program Manager	21	-	1	1
Intern	01	31	27	28
Totals		33	30	31

NCTCOG DEPARTMENTAL BUDGET SUMMARY
DEPARTMENT: TRANSPORTATION

Type of Expenditure	Fiscal Year 2021	Fiscal Year 2022	Fiscal Year 2023		Percentage of Operations
	Actual Expenditures	Budget	Budget	Change	
COST OF OPERATIONS					
Salaries	11,894,064	14,288,909	15,991,928	1,703,019	26.69%
Fringe Benefits	5,509,998	6,972,987	7,732,518	759,531	12.90%
Indirect	2,694,826	3,763,356	4,173,210	409,854	6.96%
Occupancy	1,000,204	1,027,385	1,002,551	(24,834)	1.67%
Travel	10,704	136,469	230,550	94,081	0.38%
Capital Outlay	-	72,000	110,000	38,000	0.18%
Contract Services	20,329,142	20,563,312	25,363,757	4,800,445	42.33%
Other	3,568,550	4,798,183	5,316,132	517,949	8.87%
Total Cost of Operations	45,007,488	51,622,601	59,920,646	8,298,045	100.00%
Total Pass-Through	7,640	33,993,982	26,078,113	(7,915,869)	
Total In-Kind	2,655,828	15,918,948	10,183,989	(5,734,959)	
Total Expenditures	47,670,956	101,535,531	96,182,748	(5,352,783)	

**NTCOG DEPARTMENTAL FUNDING SUMMARY
DEPARTMENT: TRANSPORTATION**

Funding Source	Indirect Charges & Billed Services	Inter - Departmental Transfers	General Fund	Local Governments (In-Kind)	Local Contracts	Total Local Funds	State Administered Grants	Federal Grants	Total Revenues
Texas Department of Transportation	-	-	-	-	-	-	63,788,399	-	63,788,399
Federal Transit Authority	-	-	-	-	-	-	-	9,096,780	9,096,780
Local	-	-	-	10,183,989	7,472,342	17,656,331	-	5,793,694	17,656,331
United States Environmental Protection Agency	-	-	-	-	-	-	-	-	5,793,694
Texas Commission of Environmental Quality	-	-	-	-	-	-	397,535	-	397,535
United States Department of Energy	-	-	-	-	-	-	-	-	50,262
United States Department of Transportation	-	-	-	-	-	-	-	-	-
United States Department of Defense	-	-	-	-	-	-	-	-	-
Federal Aviation Administration	-	-	-	-	-	-	-	701,531	701,531
Agency Management	-	-	-	-	-	-	-	-	-
Environment & Development Department	-	-	-	-	-	71,900	-	-	71,900
Federal Highway Administration	-	-	-	-	-	(700,000)	-	-	(700,000)
North Central Texas 9-1-1 Department	-	-	-	-	-	-	-	932,000	932,000
Workforce Development Department	-	-	-	-	-	37,211	-	-	37,211
Training and Development Institute	-	-	-	-	-	27,580	-	-	27,580
Agency Administration Department	-	-	-	-	-	(36,480)	-	-	(36,480)
Research & Information Service Department	-	-	-	-	-	(762,995)	-	-	(762,995)
	-	-	-	-	-	(871,000)	-	-	(871,000)
Total Available Revenue:	-	(2,233,784)	-	10,183,989	7,472,342	15,422,547	64,185,934	16,574,267	96,182,748

Program Description	Fiscal Year 2021 Actual			Fiscal Year 2022 Budget			Fiscal Year 2023 Budget		
	Operations	Pass - Through / In-Kind	TOTAL EXPENDITURES	Operations	Pass - Through / In-Kind	TOTAL EXPENDITURES	Operations	Pass - Through / In-Kind	TOTAL EXPENDITURES
Planning and Implementation Programs Non-Formula Funded	33,466,246	2,662,530	36,128,776	39,387,757	49,912,930	89,300,687	45,591,779	36,262,102	81,853,881
Planning Studies Formula Funded (RCT)	11,315,030	-	11,315,030	11,933,493	-	11,933,493	14,094,634	-	14,094,634
Interdepartmental Support	226,212	938	227,150	301,351	-	301,351	234,233	-	234,233
Total Expenditures:	45,007,488	2,663,468	47,670,956	51,622,601	49,912,930	101,535,531	59,920,646	36,262,102	96,182,748

WORKFORCE DEVELOPMENT PROGRAM SUMMARY

MISSION AND GOALS STATEMENT

Workforce Solutions for North Central Texas Department Overview

The North Central Texas Workforce Development Area covers over 10,000 square miles and includes the fourteen counties that surround Dallas and Tarrant county: Collin, Denton, Ellis, Erath, Hood, Hunt, Johnson, Kaufman, Navarro, Palo Pinto, Parker, Rockwall, Somervell, and Wise.

Our work is driven by the needs of our business community. Our mission is to advance business-driven solutions that promote economic growth, opportunity and a skilled workforce.

Services in the North Central Texas Workforce Development Area include the Workforce Innovations Opportunities Act (WIOA) for Adults, Dislocated Workers and Youth, Employment Services (ES), Choices Program, Supplemental Nutrition Assistance Program Employment & Training (SNAP E&T), Trade Adjustment Act (TAA), Student HireAbility Navigator (SHN) Program, Summer Earn & Learn (SEAL) Program, Rapid Response Services, Noncustodial Parent (NCP) Choices Program, Veterans Services, Child Care Quality Initiatives and Child Care Services. Additional services may also include those funded through special projects or initiatives.

The Workforce Development Board

The Board consists of 27 members appointed by their elected officials. Because businesses are the driving force within the economy, the Board is comprised largely of private business leaders. However, the Board includes representatives from the other key partners within the workforce system: economic development entities, chambers of commerce, labor, education, and community organizations.

The Workforce Development Board contracts with the North Central Texas Council of Governments to serve as its fiscal agent to provide staff support and administer the day-to-day operations of programs. Workforce Development is responsible for an approximate annual budget of \$90.0 million. Members of the Workforce Development board are leaders within their communities and are appointed by the chief elected official of the county in which they reside or operate their business.

Performance, Employer and Career Seeker Services

Equus Workforce Solutions operates our 12 Workforce Centers serving the 14 counties in the North Central Texas service area. This includes our joint operating workforce center in Alliance, in partnership with Workforce Solutions for Tarrant County, which focuses on serving the businesses around the Alliance region. Note: In counties where a workforce center is not physically located services are provided on an itinerant basis using our Mobile Workforce Unit (MWU).

The DFW Metroplex is home to the headquarters of 22 Fortune 500 companies and over 192,339 business establishments. The projected average of unemployment from July 1, 2020 to June 30, 2021, for the North Central Texas Workforce Area is 5.7%.

Our workforce centers provide services to the entire population which includes unemployed and under-employed individuals seeking a better career or interested in exploring other career options. We also estimate that in fiscal year 2021 we will provide child care services to 6,049 children every day.

Workforce Solutions for North Central Texas provides employers with recruitment assistance for job openings, labor market information, outplacement services for companies who are downsizing, skills assessment for current employees and assistance in meeting federal and state employment requirements. Career seekers can access labor market and workforce data, information regarding area education and training programs, and access to WorkInTexas.com, the statewide job matching system which connects career seekers to employers. Additionally, we offer workshops on various subjects from job search techniques to interviewing skills, as well as training for high growth occupations and support services such as child care and transportation.

NCTCOG DEPARTMENTAL BUDGET SUMMARY
DEPARTMENT: WORKFORCE DEVELOPMENT

Type of Expenditure	Fiscal Year 2021	Fiscal Year 2022	Fiscal Year 2023		
	Actual Expenditures	Budget	Budget	Change	Percentage of Operations
COST OF OPERATIONS					
Salaries	2,910,988	3,521,482	3,856,572	335,090	29.93%
Fringe Benefits	1,376,320	1,718,483	1,882,007	163,524	14.61%
Indirect	665,389	927,474	1,015,728	88,254	7.88%
Occupancy	1,994,535	2,940,414	2,868,595	(71,819)	22.26%
Travel	14,961	331,303	307,798	(23,505)	2.39%
Capital Outlay	25,771	387,080	402,703	15,623	3.13%
Contract Services	849,124	3,780,216	2,059,837	(1,720,379)	15.99%
Other	5,283,735	1,142,433	490,736	(651,697)	3.81%
Total Cost of Operations	13,120,823	14,748,885	12,883,976	(1,864,909)	100.00%
Total Pass-Through	55,069,595	135,963,935	106,120,297	(29,843,638)	
Total In-Kind	-	2,826,974	2,730,123	(96,851)	
Total Expenditures	68,190,418	153,539,794	121,734,396	(31,805,398)	

**NCT COG DEPARTMENTAL FUNDING SUMMARY
DEPARTMENT: WORKFORCE DEVELOPMENT**

Funding Source	Indirect Charges & Billed Services	Inter-Departmental Transfers	General Fund	Local Governments (In-Kind)	Local Contracts	TOTAL LOCAL FUNDS	State Administered Grants	Federal Grants	TOTAL REVENUES
Texas Workforce Commission	-	-	-	2,730,123	-	2,730,123	123,292,793	-	126,022,916
Transportation Department	-	(27,580)	-	-	-	(27,580)	-	-	(27,580)
Administration Department	-	(734,086)	-	-	-	(734,086)	-	-	(734,086)
Research & Information Services Department	-	(3,526,854)	-	-	-	(3,526,854)	-	-	(3,526,854)
Total Available Revenue:	-	(4,288,520)	-	2,730,123	-	(1,558,397)	123,292,793	-	121,734,396

Program Description	Fiscal Year 2021 Actual			Fiscal Year 2022 Budget			Fiscal Year 2023 Budget		
	Operations	Pass - Through / In-Kind	TOTAL EXPENDITURES	Operations	Pass - Through / In-Kind	TOTAL EXPENDITURES	Operations	Pass - Through / In-Kind	TOTAL EXPENDITURES
Child Care	4,349,275	47,786,625	52,135,900	8,072,693	117,817,324	125,890,017	5,578,200	87,322,569	92,900,769
Workforce Innovations Opportunities Act (WIOA)	5,165,213	3,941,910	9,107,123	3,227,328	12,157,988	15,385,316	3,330,490	13,255,918	16,586,408
Temporary Assistance for Needy Families (TANF)	1,205,958	1,608,973	2,814,931	968,989	2,798,000	3,766,989	958,789	2,892,608	3,851,397
Trade Adjustment Assistance	262,201	1,712	263,913	54,525	2,222,157	2,276,682	40,359	2,273,948	2,314,307
Vocational Rehabilitation	573,356	420,055	993,411	982,445	977,965	1,960,410	1,011,443	1,149,383	2,160,826
Supplemental Nutrition Assistance Program (SNAP)	334,428	421,018	755,446	418,014	1,109,313	1,527,327	239,549	588,896	828,445
Apprenticeship Texas Expansion Grant	71,578	-	71,578	46,694	-	46,694	814,156	18,415	832,571
Reemployment Services And Eligibility Assessment	195,471	437,168	632,639	112,371	600,397	712,768	102,196	687,066	789,262
Employment Services	646,189	358,892	1,005,081	505,935	302,747	808,682	533,966	404,329	937,895
Non Custodial Parent (NCP) TANF	87,038	-	87,038	79,324	180,019	259,343	80,086	193,969	274,055
Texas Veterans Commission	-	-	-	97,707	12,808	110,515	93,837	24,513	118,350
TWC Workforce Initiatives	86,672	70,423	157,095	79,813	234,460	314,273	79,471	48	79,519
Training & Employment Navigator	-	-	-	-	112,909	112,909	-	37,144	37,144
Resource Administration Grant	6,689	-	6,689	38,763	(2,074)	36,689	12,870	1,611	14,481
SCSEP	5,794	-	5,794	9,812	(1,648)	8,164	8,964	3	8,967
Department Support	19,464	-	19,464	-	-	-	-	-	-
Helping Offices Manage Electronically	-	-	-	50,000	-	50,000	-	-	-
Disaster Recovery Dislocated Worker Grant	20,845	19,821	40,666	4,472	268,544	273,016	-	-	-
Veteran Resource	90,652	2,998	93,650	-	-	-	-	-	-
Total Expenditures:	13,120,823	55,069,595	68,190,418	14,748,885	138,790,909	153,539,794	12,883,976	108,850,420	121,734,396

EMERGENCY PREPAREDNESS PROGRAM SUMMARY

MISSION AND GOALS STATEMENT

The primary mission of the Emergency Preparedness Department is to enhance lasting partnerships and proactive emergency preparedness initiatives through advocacy, communication, and collaboration.

HOMELAND SECURITY FUNDING FOR THE NORTH CENTRAL TEXAS REGION

In FY2023, the D/FW/A Urban Area will receive approximately \$16,900,000 in GY2022 Urban Area Security Initiative (UASI) funds from the U.S. Department of Homeland Security (DHS). These funds are available for use beginning October 1, 2022, with 31% of the overall funding award, \$5,070,00.00 regionally, dedicated toward law enforcement activities. An overall 30% must be allocated in DHS identified national priority areas of: Cyber Security, Soft Targets/Crowded Places, Intelligence and Information Sharing, Community Preparedness and Resilience, and Domestic Violence Extremism. The State of Texas and the D/FW/A Urban Area opted not to submit projects for an optional priority area of Election Security. Once funds are received, allocations are awarded to regional projects, the three UASI core cities (Dallas, Fort Worth, and Arlington), four metro counties (Collin, Dallas, Denton, and Tarrant), and jurisdictions with a population of 100,000 within those counties.

Additionally, the region received \$1,593,401.25 from the GY2022 State Homeland Security Program (SHSP) grant funds from the U.S. Department of Homeland Security (DHS). These funds will be expended, beginning October 1, 2022. Additionally, 26% of the SHSP award was dedicated toward law enforcement activities, totaling of \$418,561.54. The state had to meet an overall 30% allocation of DHS funds to identified national priority areas of: Cyber Security, Soft Targets/Crowded Places, Intelligence and Information Sharing, Community Preparedness and Resilience, and Domestic Violence Extremism. Funding from the GY2022 SHSP Grant supports the implementation of State Homeland Security Strategies addressing the capability targets established in the regional Threat and Hazard Identification and Risk Assessment (THIRA). The Regional Emergency Preparedness Advisory Committee (REPAC) utilized regional working groups to create and submit projects to benefit the region. These projects are intended to close capability gaps and build new capabilities by enhancing citizen preparedness in disaster events, providing equipment and training to regional special response teams, and fund regional full-scale training and exercise events. As a result of these funded projects, local governments throughout the region build on their capacity and enhance their ability to prevent, protect, mitigate, respond to, and recover from a terrorist incident or other catastrophic event.

MITIGATION

The Emergency Preparedness Department has administered the North Central Texas Safe Room Rebate Program from July 2013 to December 2020. The Program retired due to funding restraints.

The primary role of the Mitigation Team is to create or update multijurisdictional, multi-hazard mitigation plans. These hazard mitigation plans identify the hazards faced by participating jurisdictions, vulnerabilities to these hazards, and mitigation to lessen the negative impact of these hazards. The plans fulfill the requirements of the Federal Disaster Mitigation Act as administered by the Texas Division of Emergency Management (TDEM) and the Federal Emergency Management Agency (FEMA). The plans are also an eligibility requirement for FEMA-mitigation funds.

In FY22, the department has applied for \$552,000 in FEMA funding for three (3) projects: create the University of Texas at Arlington's (UTA) Hazard Mitigation Plan, update Tarrant County's 2020 Hazard Mitigation Plan, and for a Public Education 5% initiative project. The CDBG-MIT Local Hazard Mitigation Plans Program (LHMPP), implemented by the Texas General Land Office, is a new funding source and will be explored for our planning projects. The LHMPP is awarded in ranges from \$20,000-\$100.

The 25% local cost share associated with FEMA mitigation grants are generally covered by in-kind hours from the participating jurisdictions, but we are looking into using LHMPP funds to cover match for planning projects. For the non-planning project, the match will be provided by the local funds.

It is anticipated that the Emergency Preparedness Department will continue to search for more project opportunities to compliment the mitigation strategies of our region and stakeholders.

COLLABORATIVE ADAPTIVE SENSING OF THE ATMOSPHERE (CASAWX)

North Central Texas Council of Governments (NCTCOG) Emergency Preparedness Department continues to coordinate the Collaborative Adaptive Sensing of the Atmosphere (CASA WX) project.

The Emergency Preparedness Department anticipates receiving approximately \$175,000 in CASA WX Program member dues for FY2023. CASA WX Membership dues are used to fund the operations of the CASA radar network as well as overarching organizational support. Organizational support includes coordination of the CASA WX Executive Council and collaboration with the CASA researchers at the University of Massachusetts and engineers at Colorado State University. Using the CASA WX program member dues, NCTCOG will contract with the CASA WX partners for installation and operation of the CASA WX radars.

LOCAL PROGRAM

The Emergency Preparedness Department anticipates receiving approximately \$485,000 in Regional Emergency Preparedness Program member dues for FY2023. This is an increase of about \$15,000 from FY2022 due to population growth in some jurisdictions, bumping them into higher population categories resulting in higher dues. The Program is one of the largest and most effective emergency preparedness efforts in the United States. It facilitates collaborative planning, projects and programs that help to build both local and regional capabilities, which in turn enhance the protection of our north central Texas populations and critical infrastructure. Member dues are used to fund a diverse variety of services aimed at creating a stronger, safer region through lasting partnerships and proactive emergency preparedness initiatives. The overarching expense from this funding stream is organizational support. Deliverables are intended to embrace the needs of a wide spectrum of disciplines associated with emergency preparedness and management, including public service, police, fire, emergency management, public works, transportation, special districts, emergency medical services, and others. FY2023 Regional Emergency Preparedness Program dues will help address ever changing regional needs due to a post-COVID environment, facilitate regional meetings to seek collaborative solutions to common issues, support information technology to better enhance the safety of our region, increase training and exercises support due to regional demands, and allow the Department to remain fluid in our response to emergency management needs.

FY2023 member dues will directly support identified regional emergency preparedness goals, bring information and training to meet regional needs, and support standard functions such as regional trainings, exercise support, working group facilitation, grant assistance and management, project facilitation and support, and advocacy services when appropriate. As a result, the Emergency Preparedness Department is able provide these, and other identified services, while accomplishing regional goals and objectives that may not otherwise be met.

NCTCOG DEPARTMENTAL STAFFING SUMMARY
DEPARTMENT: EMERGENCY PREPAREDNESS

Position Title	Grade	Regular		
		2021	2022	2023
Director of Emergency Preparedness	23	1	1	1
Emergency Preparedness Manager	18	1	1	1
Emergency Preparedness Supervisor	15	1	-	1
Senior Emergency Preparedness Specialist	13	2	2	1
Emergency Preparedness Spec	11	1	1	1
Emergency Preparedness Program Assistant II	08	1	-	1
Emergency Preparedness Program Assistant	07	2	-	-
Senior Administrative Assistant	07	1	1	1
Totals		10	6	7

Position Title	Grade	Temporary / Part Time		
		2021	2022	2023
Senior Emergency Preparedness Specialist	13	1	1	1
Emergency Preparedness Specialist	11	-	2	-
Intern	01	-	1	1
Totals		1	4	2

NCTCOG DEPARTMENTAL BUDGET SUMMARY
DEPARTMENT: EMERGENCY PREPAREDNESS

Type of Expenditure	Fiscal Year 2021	Fiscal Year 2022	Fiscal Year 2023		
	Actual Expenditures	Budget	Budget	Change	Percentage of Operations
COST OF OPERATIONS					
Salaries	413,466	598,876	726,832	127,956	33.87%
Fringe Benefits	195,487	271,373	387,263	115,890	18.04%
Indirect	94,902	154,034	197,195	43,161	9.19%
Occupancy	67,042	68,926	66,414	(2,512)	3.09%
Travel	6,413	60,560	64,914	4,354	3.02%
Capital Outlay	-	-	-	-	-
Contract Services	462,622	1,009,797	526,171	(483,626)	24.52%
Other	481,128	486,607	177,389	(309,218)	8.27%
Total Cost of Operations	1,721,060	2,650,173	2,146,178	(503,995)	100.00%
Total Pass-Through	-	-	-	-	
Total In-Kind	105,428	46,090	63,680	17,590	
Total Expenditures	1,826,488	2,696,263	2,209,858	(486,405)	

**NCTCOG DEPARTMENTAL FUNDING SUMMARY
DEPARTMENT: EMERGENCY PREPAREDNESS**

Funding Source	Indirect Charges & Billed Services	Inter - Departmental Transfers	General Fund	Local Governments (In-Kind)	Local Contracts/ Local Administered	TOTAL LOCAL FUNDS	State Administered Grants	Federal Grants	TOTAL REVENUES
Governor's Office	-	-	-	-	-	-	1,227,402	-	1,227,402
Local Contributions (Membership & CASA)	-	-	-	-	680,000	680,000	-	-	680,000
Texas Department of Public Safety	-	-	-	63,680	-	63,680	254,721	-	318,401
City of Dallas (UASI ILAs)	-	-	-	-	34,979	34,979	-	-	34,979
Deferred Revenue	-	-	-	-	14,078	14,078	-	-	14,078
Research & Information Services Department	-	(25,000)	-	-	-	(25,000)	-	-	(25,000)
Administration Department	-	(40,000)	-	-	-	(40,000)	-	-	(40,000)
Total Available Revenue:	-	(65,000)	-	63,680	729,057	727,737	1,482,123	-	2,209,860

Program Description	Fiscal Year 2021 Actual			Fiscal Year 2022 Budget			Fiscal Year 2023 Budget		
	Operations	Pass - Through / In-Kind	TOTAL EXPENDITURES	Operations	Pass - Through / In-Kind	TOTAL EXPENDITURES	Operations	Pass - Through / In-Kind	TOTAL EXPENDITURES
State Homeland Security Grant Program (SHSGP)	814,853	-	814,853	1,478,103	-	1,478,103	961,321	-	961,321
Emergency Preparedness Local Projects	509,636	-	509,636	431,737	-	431,737	457,959	-	457,959
Urban Area Security Initiative (UASI)	245,430	-	245,430	397,998	-	397,998	268,205	-	268,205
Pre Disaster Mitigation	70,362	26,876	97,238	170,638	46,090	216,728	249,619	63,680	313,299
CASA WX (Local)	-	-	-	171,697	-	171,697	209,074	-	209,074
Safe Room Rebate	80,779	78,552	159,331	-	-	-	-	-	-
Total Expenditures:	1,721,060	105,428	1,826,488	2,650,173	46,090	2,696,263	2,146,178	63,680	2,209,858

PUBLIC EMPLOYEE BENEFITS COOPERATIVE

PROGRAM SUMMARY

MISSION AND GOALS STATEMENT

The Public Employee Benefits Cooperative (PEBC) was created in 1998. Faced with rapidly increasing medical costs, Dallas and Tarrant counties banded together to form a regional cooperative program, called the Public Employee Benefits Cooperative of North Texas (PEBC), to help generate savings in its employee health-benefits program. One year later, the North Texas Tollway Authority joined the PEBC. Denton County joined the PEBC effective January 1, 2003 and Parker County joined on January 1, 2010.

The member governments of the PEBC are dedicated to providing choice, flexibility and value as it strives to manage costs of health care. On behalf of its member governments, the PEBC works diligently to keep benefit costs affordable.

The PEBC is successful in reducing plan costs and improving benefit and service levels for its member groups by standardizing processes and centralizing management and administration of all PEBC plans. The organization has created a common plan design for all health benefits, to which all PEBC member groups must subscribe.

On behalf of its member governments, the PEBC provides many services, including the joint purchase of employee benefits and a cost effective, centralized administration. With current economic conditions and the rapidly rising cost of health care, benefits of PEBC membership are even more valuable today.

NCTCOG DEPARTMENTAL STAFFING SUMMARY
DEPARTMENT: PUBLIC EMPLOYEE BENEFITS COOPERATIVE

Position Title	Grade	Regular		
		2021	2022	2023
Executive Director of Public Employee Benefits Cooperative	21	1	1	1
Assistant Director of Public Employee Benefits Cooperative	19	1	1	1
Manager of Data Integrity	16	1	1	1
Senior Benefit Plan Specialist	13	-	-	1
Communications Coordinator	11	1	1	1
Benefit Plan Specialist	09	2	2	1
	Totals	6	6	6

NCTCOG DEPARTMENTAL BUDGET SUMMARY
DEPARTMENT: PUBLIC EMPLOYEE BENEFITS COOPERATIVE

Type of Expenditure	Fiscal Year 2021	Fiscal Year 2022	Fiscal Year 2023		Percentage of Operations
	Actual Expenditures	Budget	Budget	Change	
COST OF OPERATIONS					
Salaries	441,679	461,988	500,915	38,927	32.52%
Fringe Benefits	208,827	225,450	244,446	18,996	15.87%
Indirect	101,377	121,676	131,929	10,253	8.56%
Occupancy	49,051	50,429	48,591	(1,838)	3.15%
Travel	-	9,000	9,000	-	0.58%
Capital Outlay	-	-	-	-	-
Contract Services	601,240	315,000	310,000	(5,000)	20.12%
Other	39,856	200,364	295,636	95,272	19.19%
Total Cost of Operations	1,442,030	1,383,907	1,540,517	156,610	100.00%
Total Pass-Through	-	-	-	-	
Total In-Kind	-	-	-	-	
Total Expenditures	1,442,030	1,383,907	1,540,517	156,610	

NCTCOG DEPARTMENTAL FUNDING SUMMARY
DEPARTMENT: PUBLIC EMPLOYEE BENEFITS COOPERATIVE

Funding Source	Indirect Charges & Billed Services	Inter - Departmental Transfers	General Fund	Local Governments (In-Kind)	Local Contracts	TOTAL LOCAL FUNDS	State Administered Grants	Federal Grants	TOTAL REVENUES
	-	-	-	-	1,864,663	1,864,663	-	-	1,864,663
	-	(324,146)	-	-	-	(324,146)	-	-	(324,146)
Total Available Revenue:	-	(324,146)	-	-	1,864,663	1,540,517	-	-	1,540,517
Fiscal Year 2021 Actual									
Program Description	Operations	Pass - Through / In-Kind	TOTAL EXPENDITURES	Operations	Pass - Through / In-Kind	TOTAL EXPENDITURES	Operations	Pass - Through / In-Kind	TOTAL EXPENDITURES
	1,442,030	-	1,442,030	1,383,907	-	1,383,907	1,540,517	-	1,540,517
Total Expenditures:	1,442,030	-	1,442,030	1,383,907	-	1,383,907	1,540,517	-	1,540,517
Fiscal Year 2022 Budget									
Fiscal Year 2023 Budget									