



Air North Texas 2021 Partner Awards

Regional Transportation Council
November 11, 2021

Air North Texas Partners



American Lung Association
 – DFW Region
 Brookhaven College
 City of Anna
 City of Arlington
 City of Bedford
 City of Cedar Hill
 City of Dallas
 City of Denton
 City of Fort Worth
 City of Garland
 City of Grand Prairie
 City of Grapevine
 City of Irving
 City of Kennedale
 City of Mesquite
 City of North Richland Hills
 City of Plano
 City of Richardson
 Cedar Valley College
 DART

DCTA
 DFW Airport
 Health and Wellness Alliance for
 Children
 Hood County
 Insta-brite Technologies
 NCTCOG
 The North Texas Commission
 Dallas County
 Parker County
 Tarrant County
 Trinity Metro
 TxDOT – Dallas
 TxDOT – Fort Worth
 U.S. Green Building Council – North
 Texas Chapter
 University of North Texas Health
 Science Center
 University of Texas at Dallas
 University of Texas at Arlington
 UT Southwestern

Award Categories

- Outstanding Effort Awards
 - Advertising
 - Initiative
 - Outreach
- Arlo Ambassador Award
- Air North Texas Partner of the Year

Outstanding Advertising



Grand Prairie
— T E X A S —

Outstanding Initiative



Outstanding Outreach



Arlo Ambassador



Partner of the Year



CEDAR  HILL

Contacts

Whitney Vandiver
wvandiver@nctcog.org

Kimberlin To
kto@nctcog.org



www.airnorthtexas.org

FEDERAL UPDATE

Infrastructure Investment and Jobs Act Approved on November 6

Effective October 1, 2021

\$1.2 Trillion Total

\$567 Billion 5-year Surface Transportation Reauthorization

- Increases Funding, Expands Current Programs, Creates New Programs
- Reviewing Possible Greater Benefits to Texas
- New Elements: Housing Coordination in Planning Process, Equity, Carbon Reduction, Resiliency, EV Infrastructure

\$550 Billion in Other Infrastructure Spending

- Water, Broadband, Smart Cities



ENDORSEMENT OF ECONOMIC DEVELOPMENT GRANT OPPORTUNITY PROJECT APPLICATIONS

Regional Transportation Council
November 11, 2021

Michael Morris, P.E.
Director of Transportation

BUILD BACK BETTER CHALLENGE

North Texas Information Technology (IT) Workforce Collaborative

Proposal submitted and led by Southern Methodist University (SMU)

Project cluster called “Creating Equitable Opportunities in Automated Vehicle (AV) Freight Applications” will be led by NCTCOG and is one of eight total project clusters to comprise SMU’s application.

Becoming a Global Hydrogen Hub

Proposal submitted and led by Center for Houston’s Future

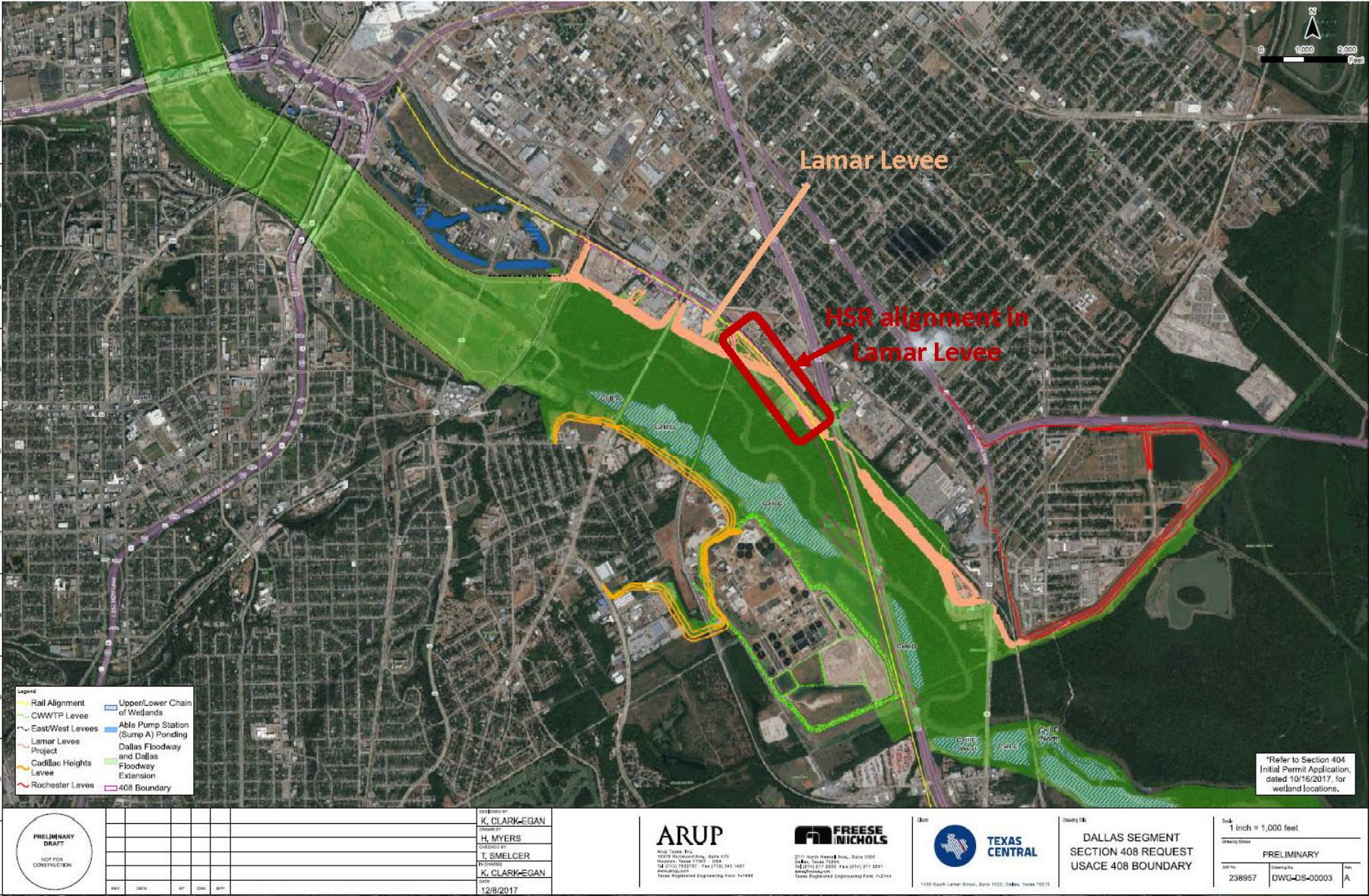
Project to add a hydrogen fuel station to the Interstate Highway (IH) 45 corridor will be supported by NCTCOG as a partner within that application.

Lead the Transition of Freight Transportation in the Texas Triangle Through Advanced Technologies and Innovative Policies on Equity and Sustainability

Proposed to be submitted and led by the University of Texas at Arlington (UTA)

Project to advance freight-oriented automated surface and aerial transportation applications will be supported by NCTCOG as a partner within that application.

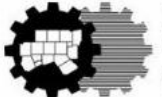
High-Speed Rail Support for Texas Central Partners



2023-2026 MANAGEMENT AND OPERATIONS, REGIONAL/AIR QUALITY, AND SAFETY FUNDING PROGRAM

Regional Transportation Council

November 11, 2021



North Central Texas
Council of Governments
Transportation Department

BACKGROUND

- The Surface Transportation Technical Committee (STTC) and Regional Transportation Council (RTC) typically consider extending existing and funding new Air Quality and Management and Operations projects/programs every few years.
- The last review occurred in 2018-2019 and projects were funded through Fiscal Year (FY) 2022.
- We are starting the process now to ensure that needed programs and projects can continue/begin without interruption in FY 2023-2026.

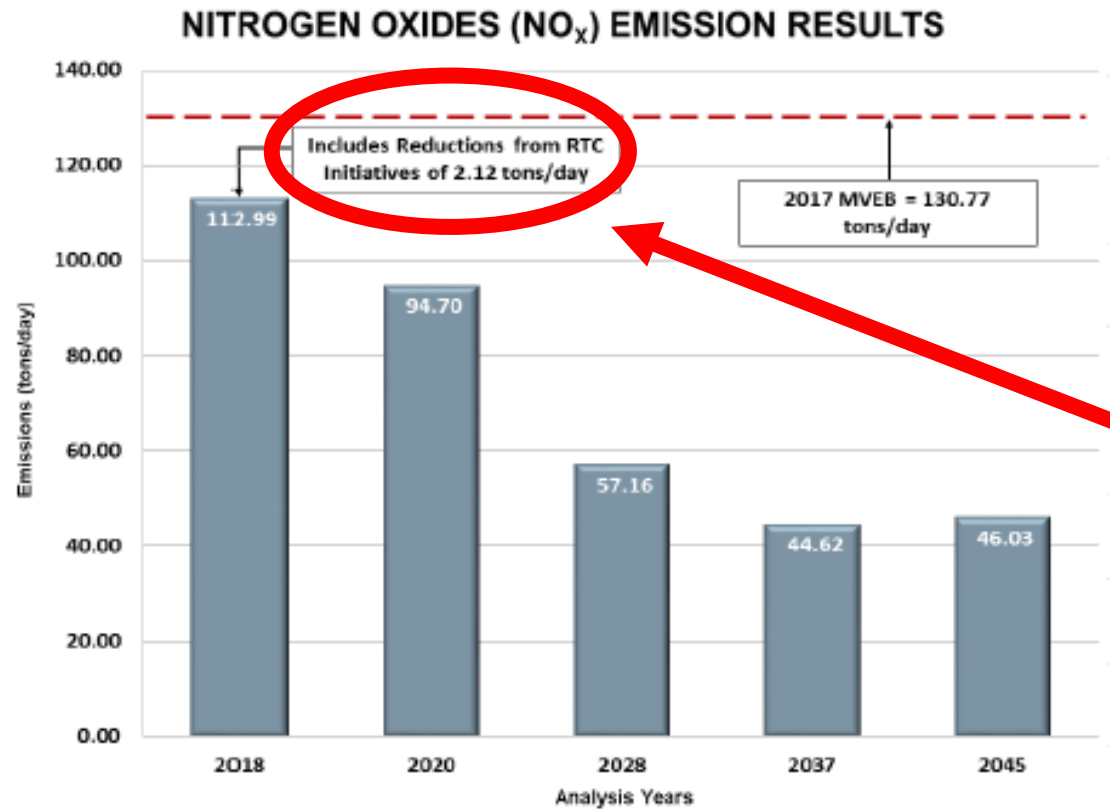
PURPOSE AND NEED

- Provides funding in addition to Transportation Planning Funds (TPF), to enable various operations, planning, and implementation activities (e.g., environmental justice and data collection efforts) to be conducted
- Assigns resources for RTC priorities and air quality initiatives
- Surface Transportation Block Grant (STBG), Congestion Mitigation Air Quality Improvement Program (CMAQ), Regional Toll Revenue (RTR), and RTC/Local funds will most likely be proposed for the FY 2023-2026 program
- Typically, \$15-20M is programmed per fiscal year. This need may decrease with increased federal planning funds.
- A significant portion of the funding is pass-through to other agencies (e.g., Mobility Assistance Patrol and Vanpool programs) and the rest covers NCTCOG staff time to coordinate, plan, and lead these activities.

PROGRAM AND PROJECT TYPES

- **Management & Operations**
 - (Mobility Assistance Patrol, Transit Operations, etc.)
- **NCTCOG-Implemented**
 - (Project Tracking, Planning Efforts, etc.)
- **Regional/Air Quality Projects and Programs**
 - (Aviation, Freeway Incident Management, Employer Trip Reduction, Data Collection, Regional Traffic Signal Retiming, etc.)

IMPORTANCE OF REGIONAL AIR QUALITY AND M&O PROJECTS



- Air Quality Conformity test results must be below EPA's Motor Vehicle Emission Budget (MVEB).
- Previous Regional Transportation Council Initiatives (air quality projects and programs) have allowed region to pass Conformity.
- When the MVEB is reset next year, these programs can help tip the scales if regional Conformity is uncertain.

STATEWIDE SAFETY PROGRAM

- NCTCOG staff proposes that the region take a leadership role on a program to improve safety and reduce fatalities on our transportation system.
- The region would partner with the State as part of a larger statewide initiative.
- A more detailed proposal will be brought back to the committee for review and approval.
- Plan to utilize Coronavirus Response and Relief Supplemental Appropriations Act (CRRSAA) funding that was added to the region's STBG allocation in FY 2022 to supplement this program

NEXT STEPS

- Finalize the amounts of funding to be requested, along with the specific list of projects and programs to be recommended for funding
- Bring back the list to the public and the committees for review and approval

PROPOSED TIMELINE

Meeting/Task	Date
STTC Information	October 22, 2021
RTC Information	November 11, 2021
Public Involvement	December 2021
STTC Action	December 3, 2021
RTC Approval of M&O Funding Program and TIP Modifications to Add Projects to the TIP	January 13, 2022/April 7, 2022
State/Federal Approval of Individual Projects	April 2022/July 2022

QUESTIONS?

Christie J. Gotti

Senior Program Manager

817-608-2338

cgotti@nctcog.org

Brian Dell

Principal Transportation Planner

817-704-5694

bdell@nctcog.org

Cody Derrick

Transportation Planner III

817-608-2391

cderrick@nctcog.org



2045 DEMOGRAPHIC FORECASTS

REGIONAL TRANSPORTATION COUNCIL
NOVEMBER 11, 2021

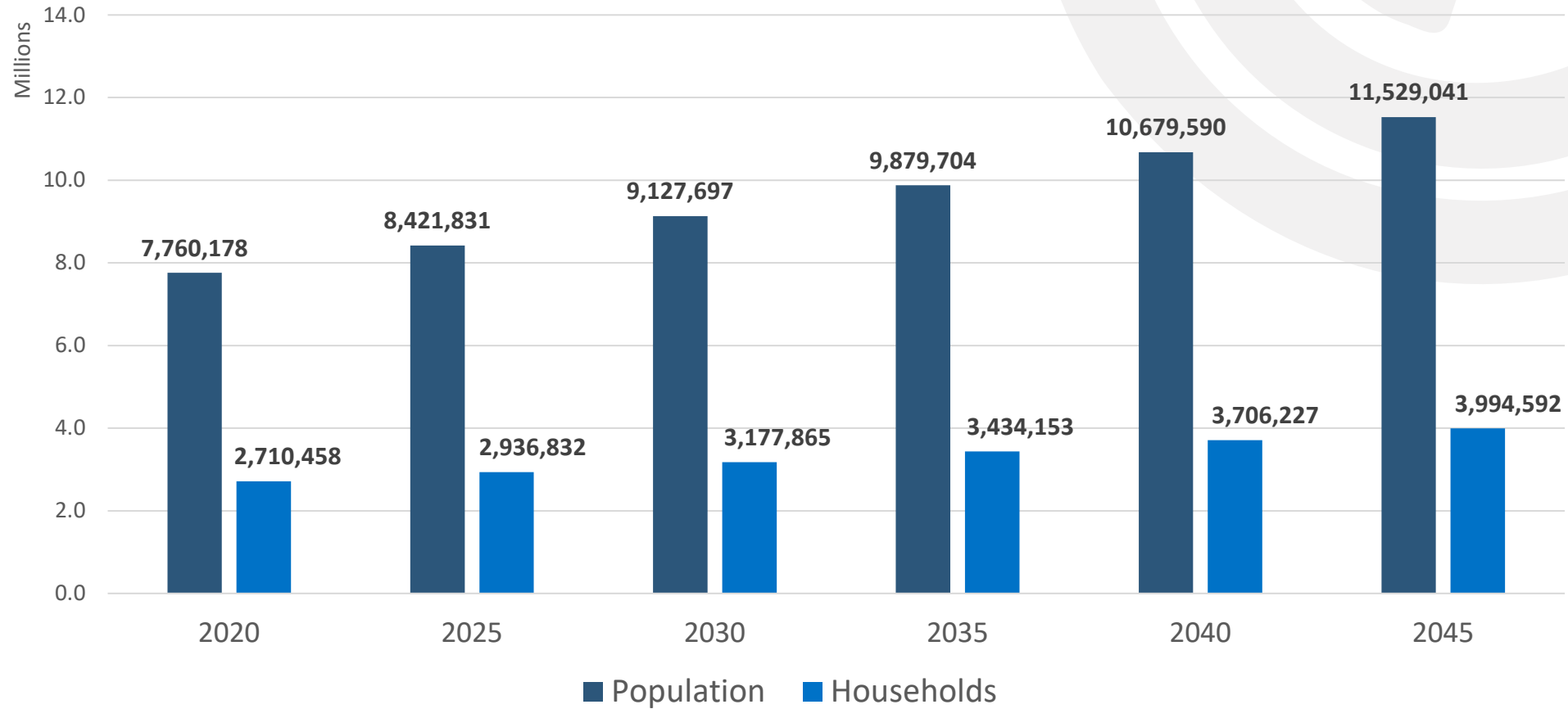


FORECASTS OVERVIEW

- NCTCOG has been developing demographic forecasts since the 1970's
- Forecasts provide a common base for regional planning and resource allocations
- Output data is used by NCTCOG, cities, counties, and partner agencies to support a wide variety of planning activities
- Forecast process is a data-driven, analytical approach with input and feedback from stakeholders
- Process is a joint effort between the NCTCOG's Research and Information Services and Transportation Departments
- The forecasts are updated every 4 years in conjunction with the Metropolitan Transportation Plan



REGIONAL CONTROL TOTALS - POPULATION

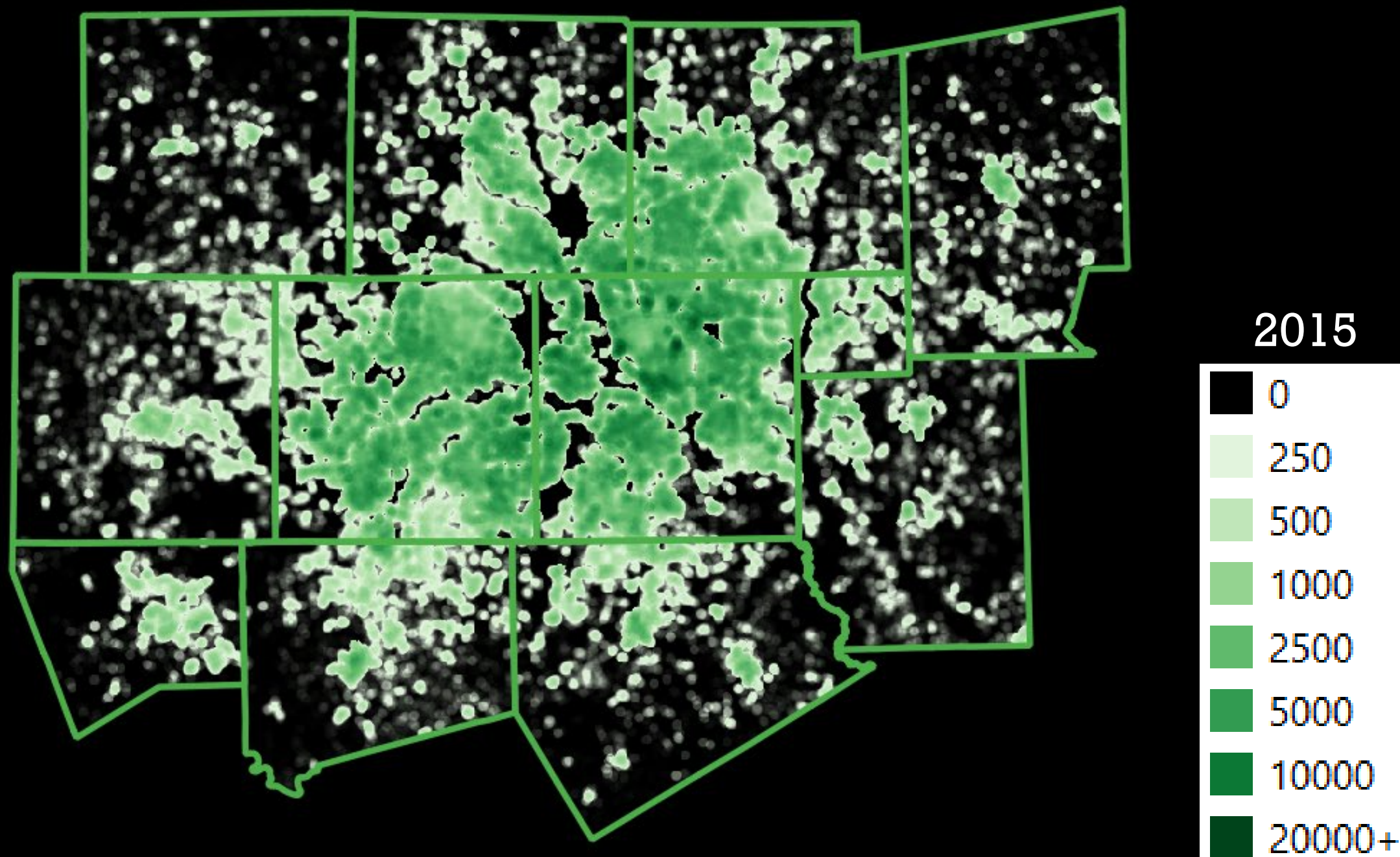


Source: The Perryman Group. (March 2020). A Long-Term Employment and Population Forecast for the North Central Texas Council of Governments Region

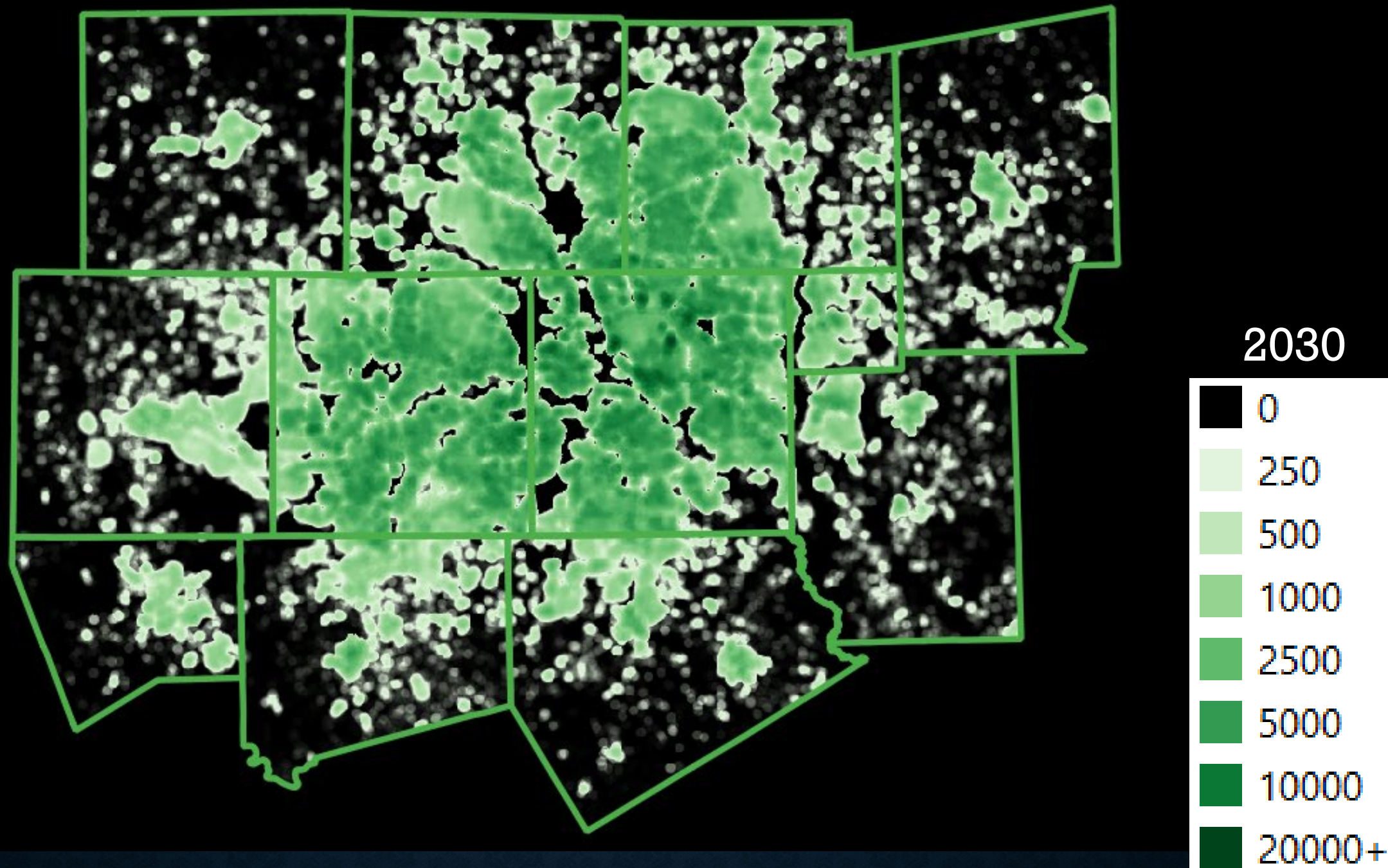
2045 DRAFT Control Total Population Forecast

	2020 Census	2045 <u>Draft</u>	Change	Compound Annual Growth Rate
Collin	1,064,465	1,985,068	920,603	2.52%
Dallas	2,613,539	3,713,411	1,099,872	1.41%
Denton	906,442	1,682,435	775,993	2.50%
Ellis	192,455	353,244	160,789	2.46%
Hood	61,598	103,543	41,945	2.10%
Hunt	99,956	154,882	54,926	1.77%
Johnson	179,927	278,234	98,307	1.76%
Kaufman	145,310	229,531	84,221	1.85%
Parker	148,222	258,597	110,375	2.25%
Rockwall	107,819	176,398	68,579	1.99%
Tarrant	2,110,640	3,257,930	1,147,290	1.75%
Wise	68,632	112,488	43,856	2.00%

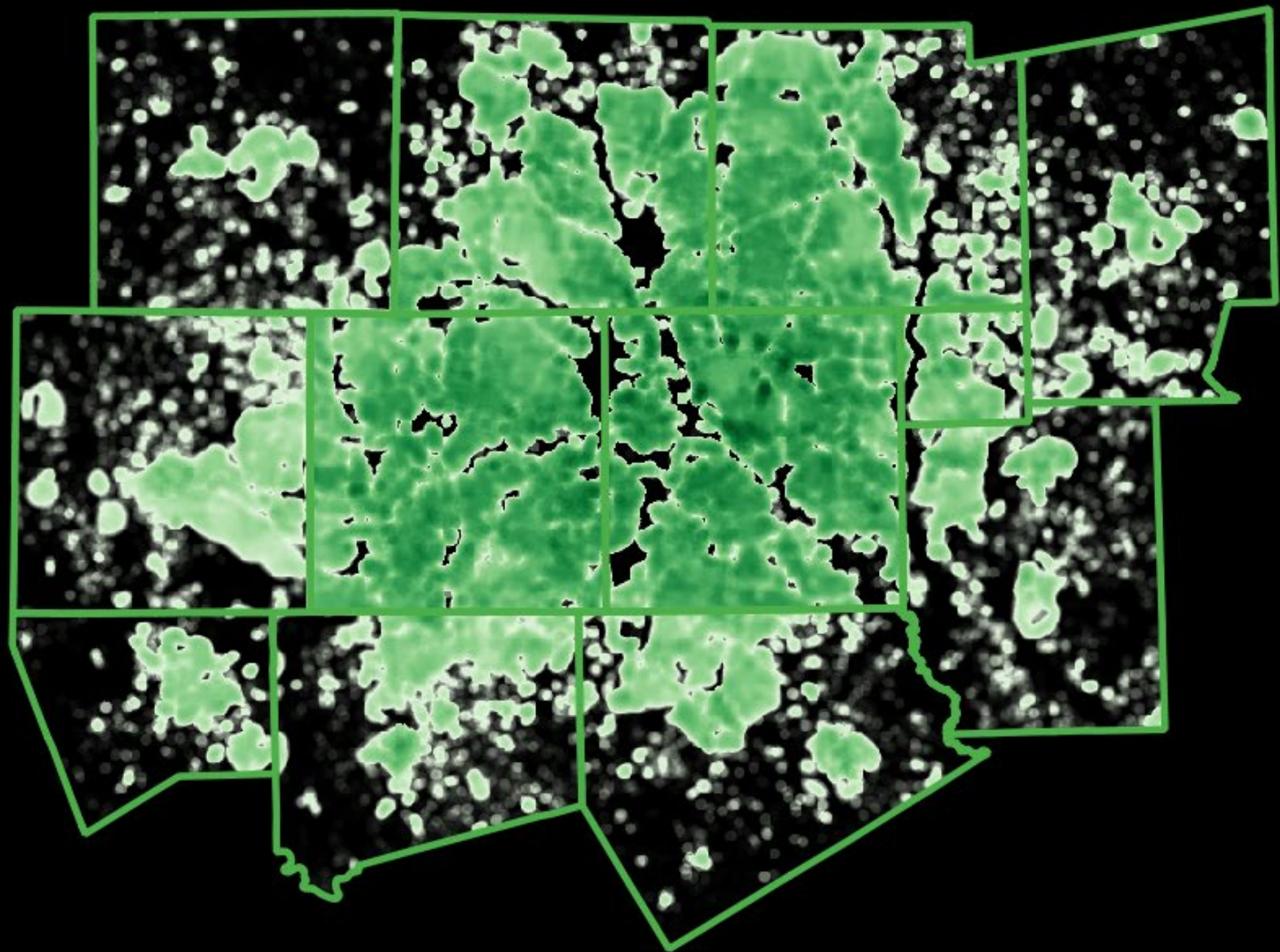
Household Population per Square Mile for a 1 SqMi circle around each 30x30m grid cell




Household Population per Square Mile for a 1 SqMi circle around each 30x30m grid cell



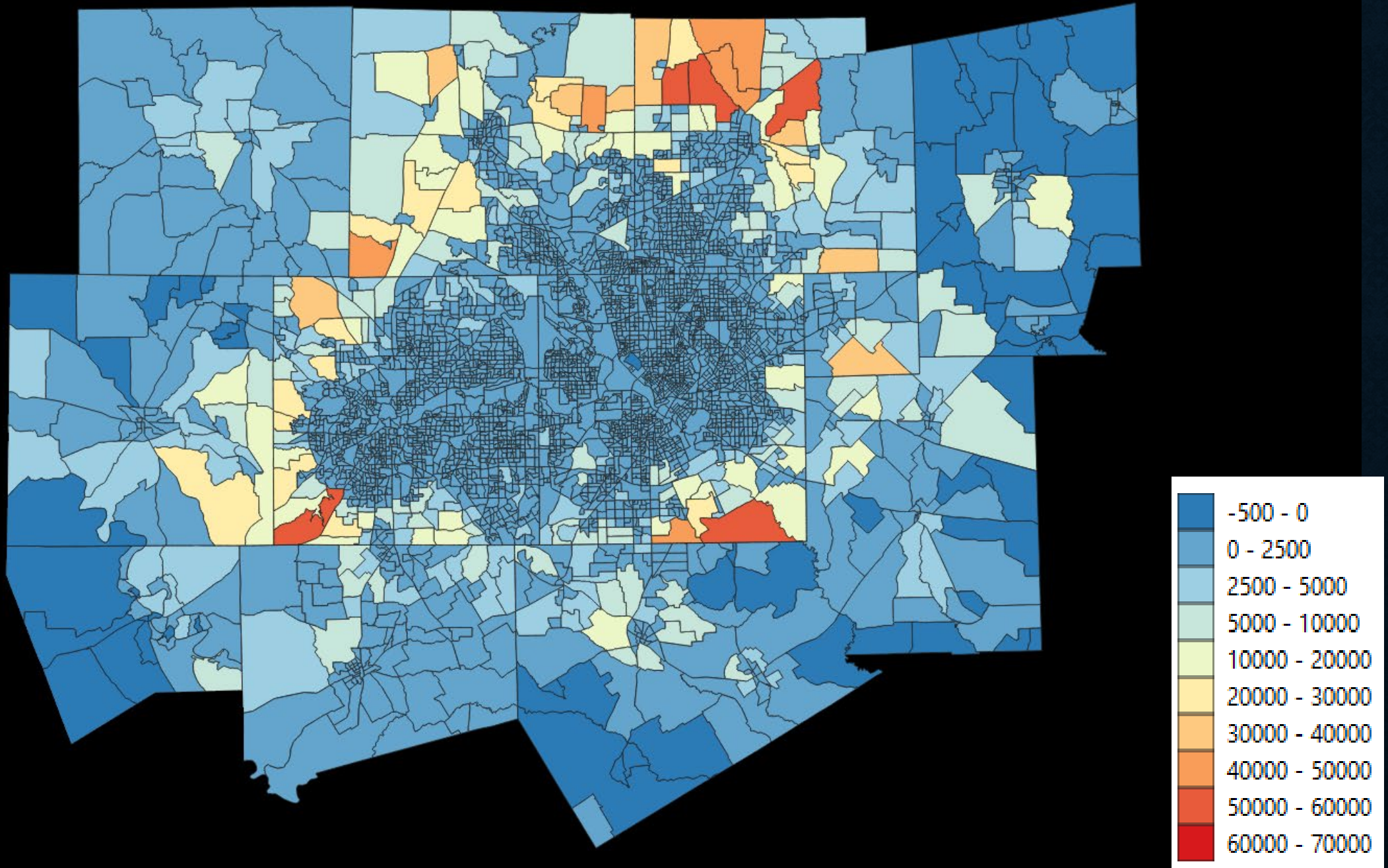
Household Population per Square Mile for a 1 SqMi circle around each 30x30m grid cell



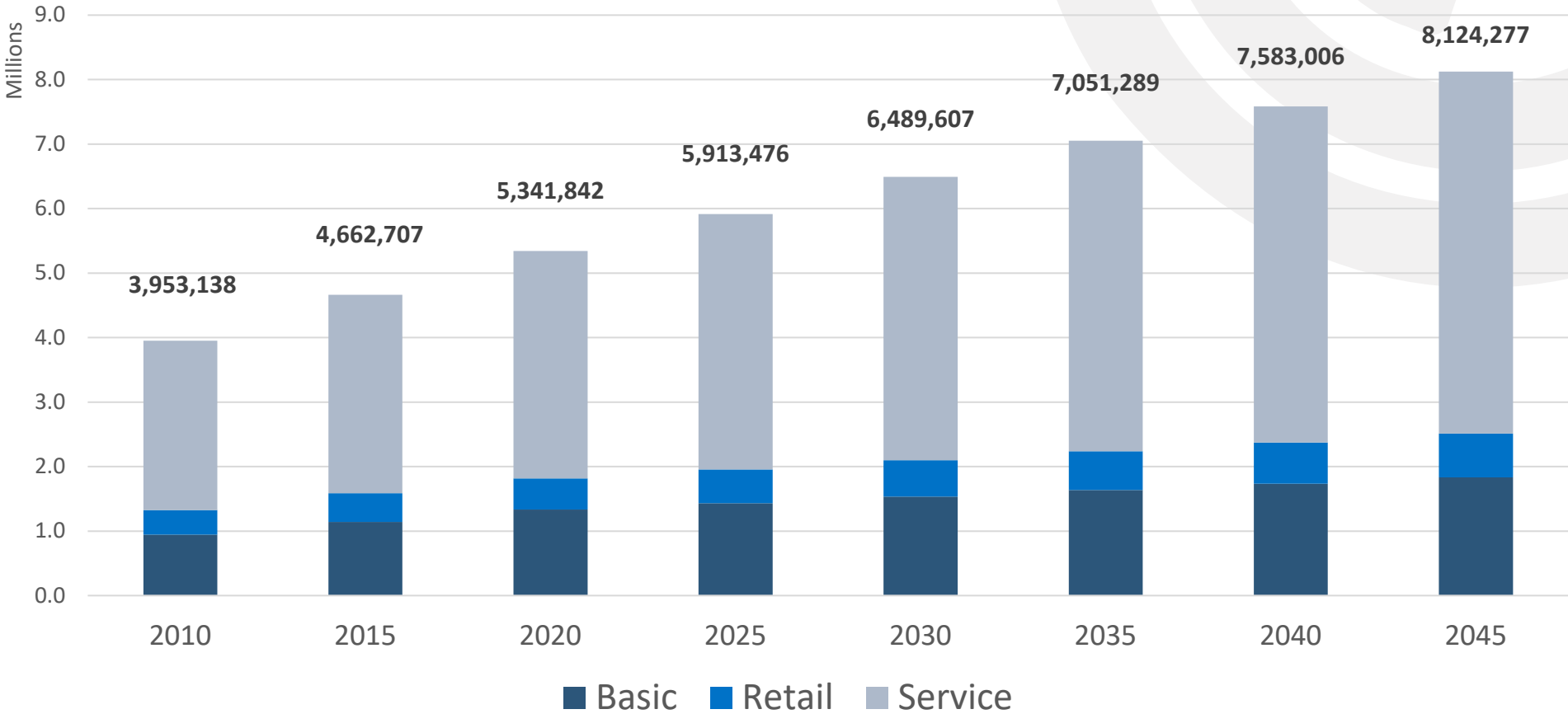
2045



Change in HH Population 2015-2045



REGIONAL CONTROL TOTALS - EMPLOYMENT



Source: The Perryman Group. (March 2020). A Long-Term Employment and Population Forecast for the North Central Texas Council of Governments Region


2045 Draft Control Total Employment Forecast

	2019 BEA	2045 <u>Draft</u>	Change	Compound Annual Growth Rate
Collin	666,572	1,078,076	411,504	1.87%
Dallas	2,365,389	3,585,347	1,219,958	1.61%
Denton	433,036	689,473	256,437	1.80%
Ellis	86,545	136,099	49,554	1.76%
Hood	30,859	46,714	15,855	1.61%
Hunt	46,374	70,639	24,265	1.63%
Johnson	80,090	120,033	39,943	1.57%
Kaufman	56,474	82,617	26,143	1.47%
Parker	68,593	102,290	33,697	1.55%
Rockwall	55,514	88,348	32,834	1.80%
Tarrant	1,332,042	2,070,265	738,223	1.71%
Wise	36,215	54,377	18,162	1.58%

Total Employment per Square Mile for a 1 SqMi circle around each 30x30m grid cell




2015



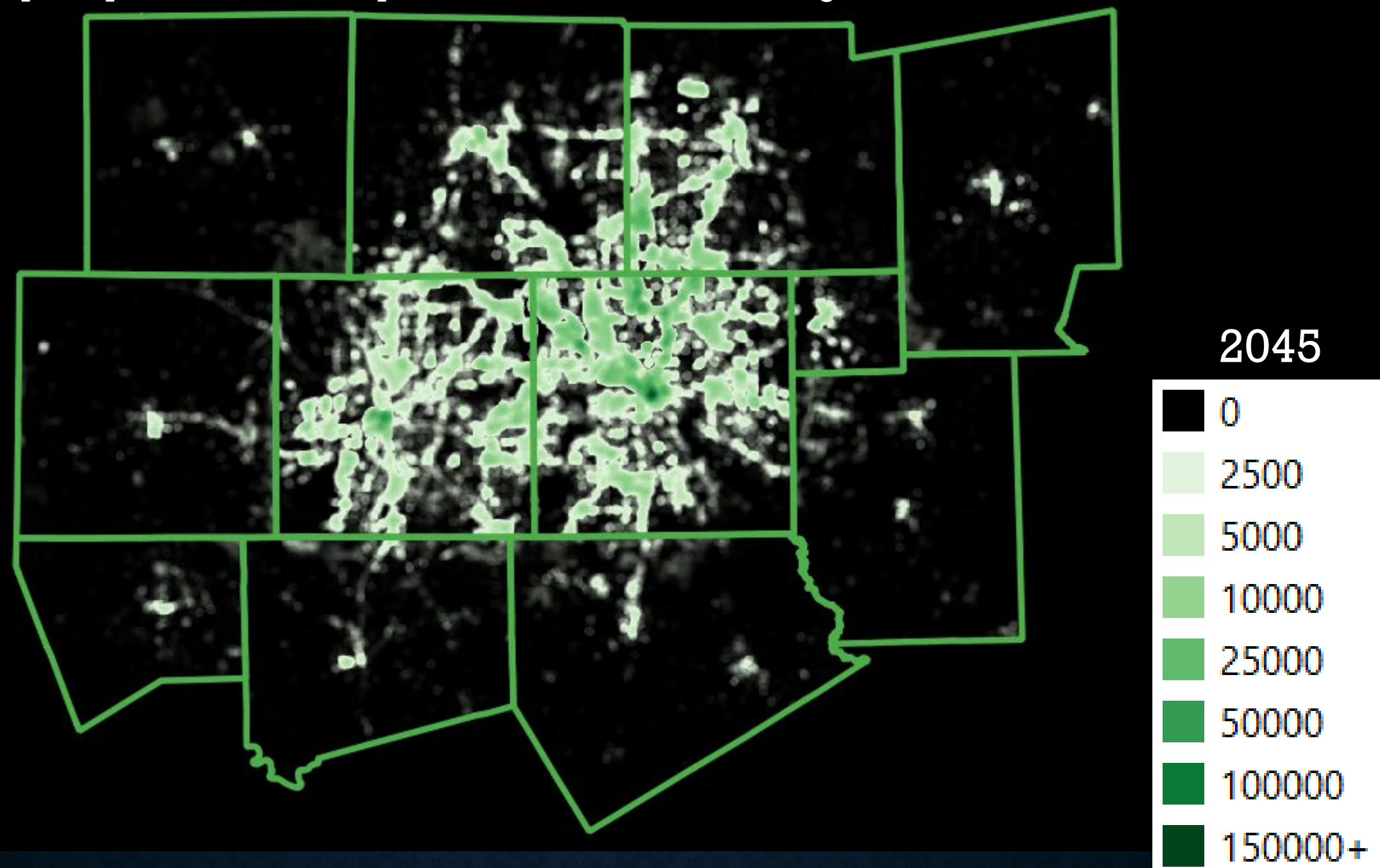
Total Employment per Square Mile for a 1 SqMi circle around each 30x30m grid cell



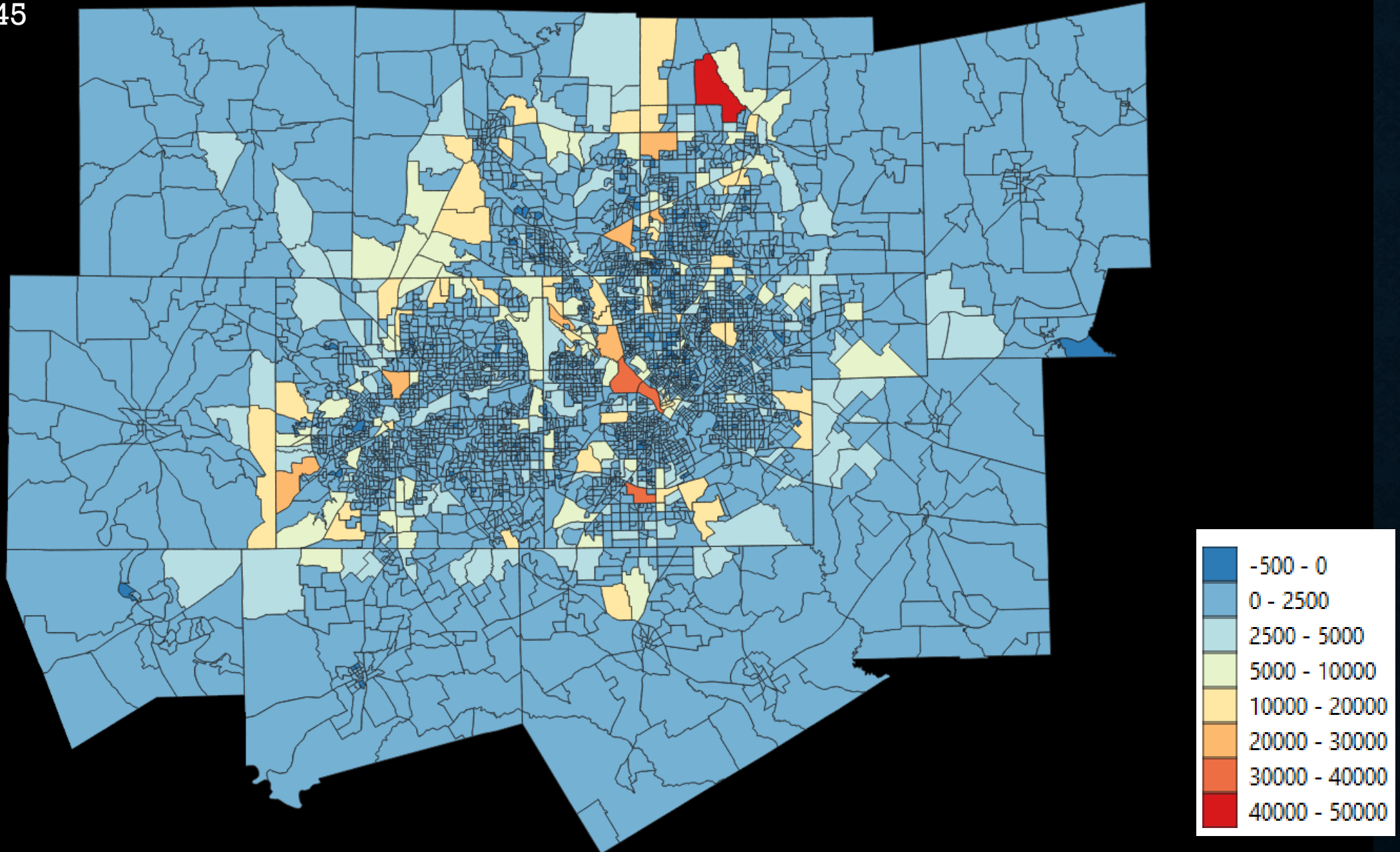
2030



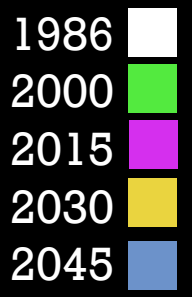
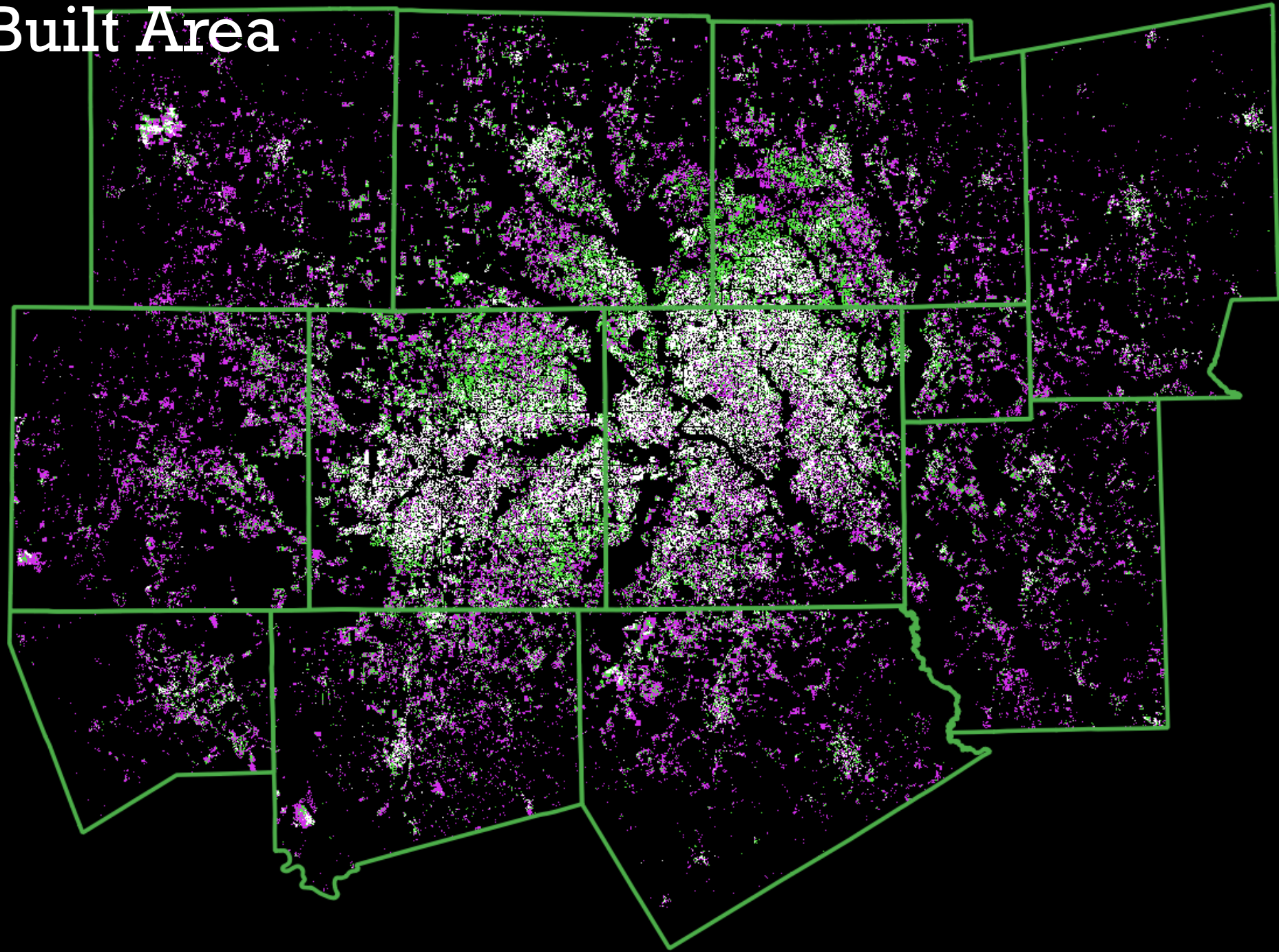
Total Employment per Square Mile for a 1 SqMi circle around each 30x30m grid cell



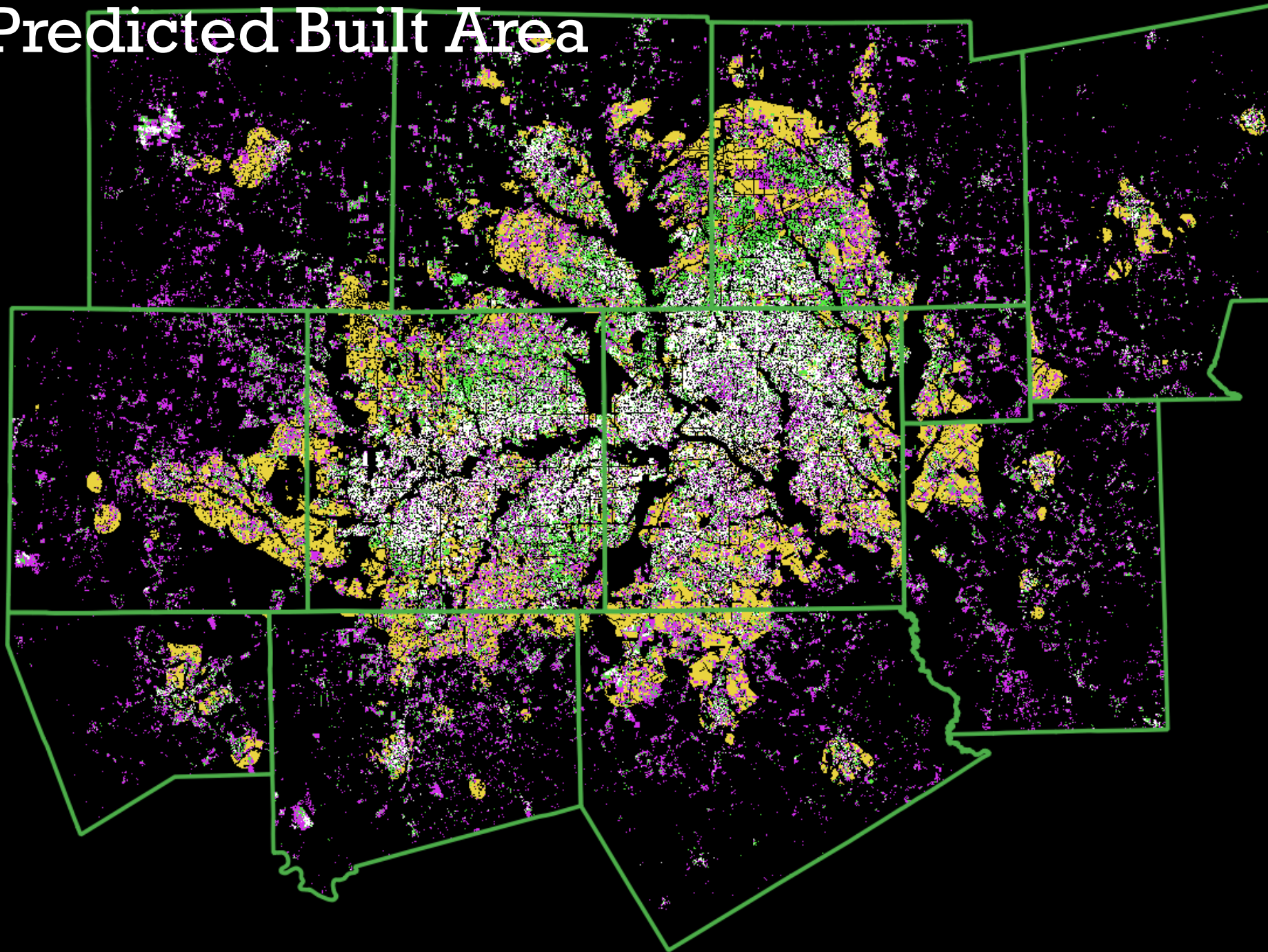
Change in Total Employment 2015-2045



2015 – Built Area


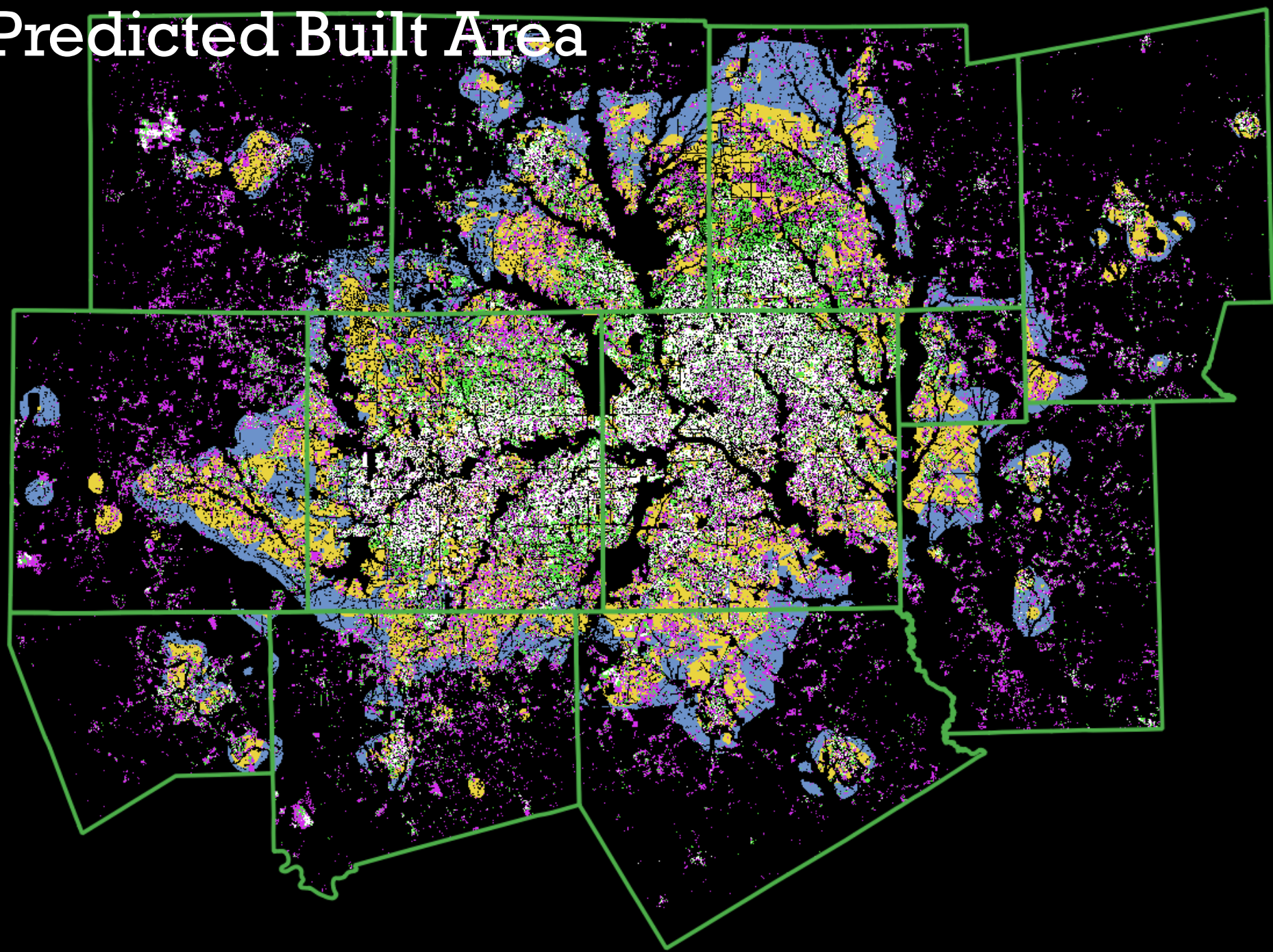


2030 – Predicted Built Area



- 1986
- 2000
- 2015
- 2030
- 2045

2045 – Predicted Built Area



SCHEDULE

July/September

Draft forecasts for internal review

October/November

Draft forecasts for external review

December

Finalization of forecasts

Spring 2022

*Presentation of final forecasts to
NCTCOG Executive Board*



FORECAST TEAM

RESEARCH & INFORMATION SERVICES



Mark Folden
Senior Predictive
Analytic Specialist

Kyle Caskey
Research Data Analyst

Donna Coggeshall
Manager of Research

TRANSPORTATION



Arash Mirzaei
Senior Program Manager

Zhen Ding
Senior Transportation
System Modeler

Dan Kessler
Assistant Director of
Transportation



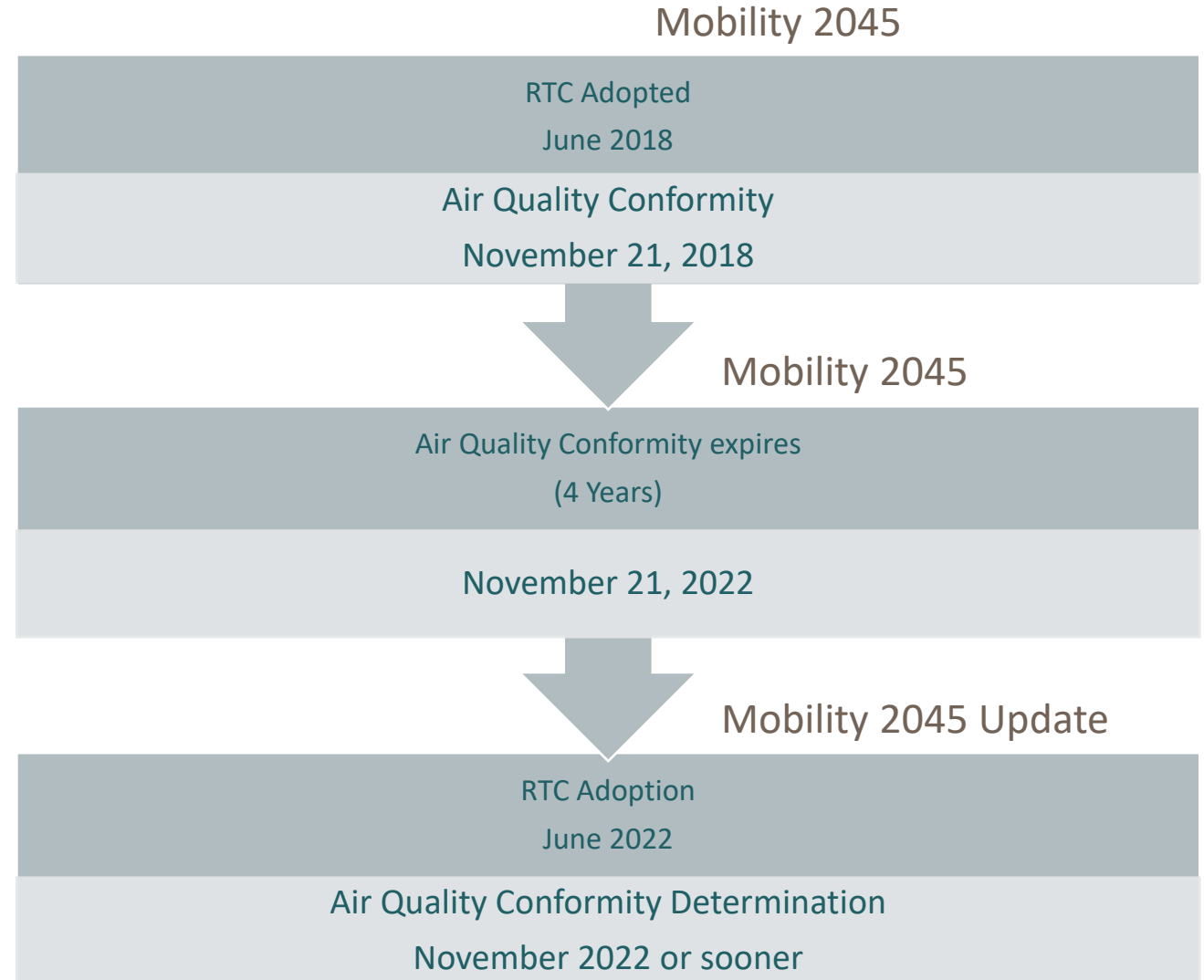



QUESTIONS

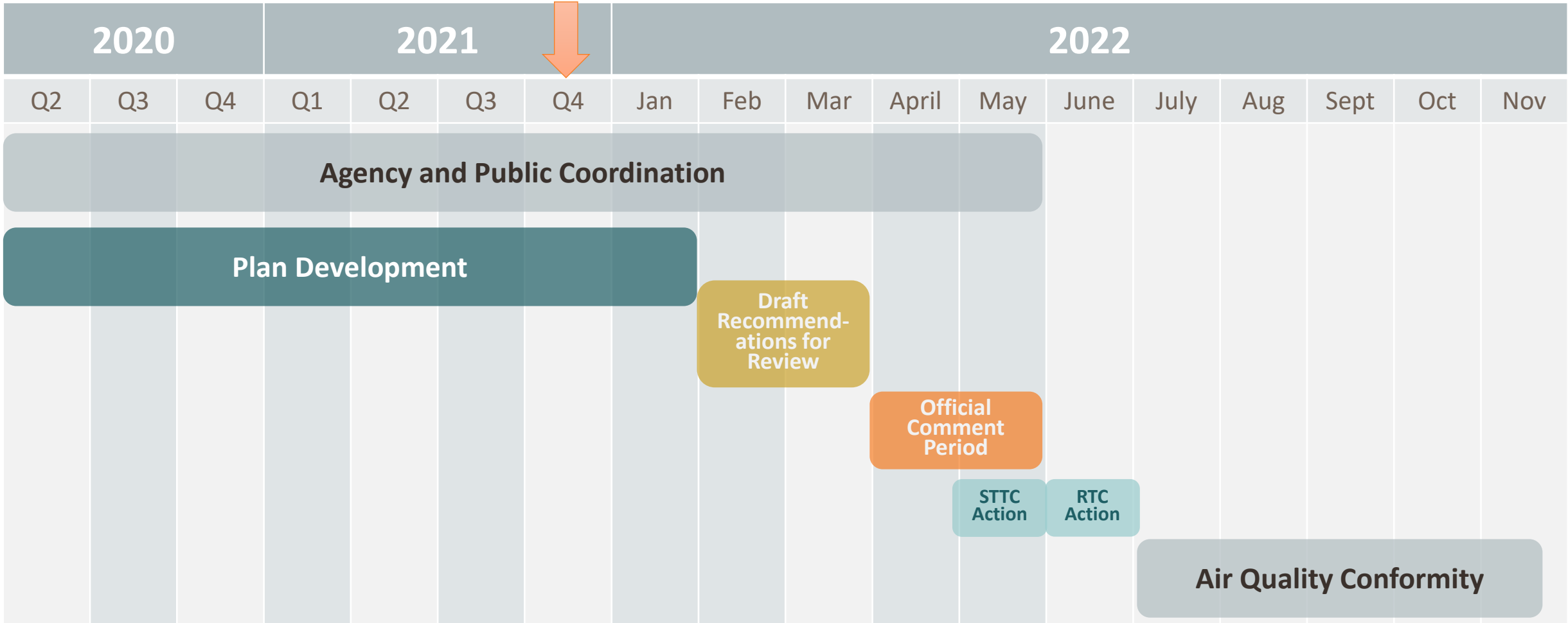
MOBILITY 2045 UPDATE

Regional Transportation Council
November 11, 2021

ABOUT MOBILITY 2045



MOBILITY PLAN SCHEDULE



Notes:

- Public meetings held during highlighted months.
- Regional Transportation Council action on Mobility 2045 Update scheduled for June 9, 2022.

PLAN IN PROGRESS

COMPLETED

- ✓ Reaffirm vision, goals
- ✓ Policy and program updates

Mobility Plan Update webpage

www.nctcog.org/PlaninProgress

Map Your Experience webpage

www.nctcog.org/MapYourExperience

CURRENT EFFORTS

- ❑ Ongoing public involvement
- ❑ Confirm project refinements
- ❑ Finalize performance measure refinement
- ❑ Financial forecasts
- ❑ Finalize new Policy Bundle

MAJOR PLAN UPDATE EMPHASIS

Updated travel
and demographic
data

Updated financial
forecast

Project, program,
and policy
refinements

Updated
performance-
based planning
framework

Updated Policy
Bundle

HIGHLIGHTED POLICY AND PROGRAM UPDATES



Safety

References new Pedestrian Safety Action Plan endorsed by the Regional Transportation Council on June 10, 2021



New Executive Orders on Equity

New executive order calls for planning for and investing in projects that address equity and barriers to opportunity



Environmental Considerations


Build on air quality, resiliency, and environmental programs and incorporate new strategies



TDM Strategies

RTC Resolution R21-04: supports the establishment of a regional SOV trip reduction target of 20% annually

HIGHLIGHTED TECHNOLOGY PROGRAM UPDATES



Advance High-Speed Transportation recommendations

Consider high-speed rail and hyperloop between Dallas-Arlington-Fort Worth, as well as connectivity with the proposed Houston-Dallas high-speed rail and Fort Worth-Laredo high-speed/hyperloop



Safe integration of Vertical Mobility Technology in the NCTCOG region

New policy to safely and efficiently integrate Vertical Mobility Technology, Advanced Air Mobility, Urban Air Mobility, Unmanned Traffic Management, Unmanned Aircraft Systems into the NCTCOG Region



Advance Automated Transportation Systems (ATS)

Apply ATS technology in passenger and freight applications for local circulation and first/last mile access to regional rail



Automated Vehicles

Incorporate the new Automated Vehicle 2.0 initiative launched since the adoption of the last Mobility Plan



Internet and Broadband

Incorporates a new topic of broadband internet through discussion of access, infrastructure, the intersection of communications and transportation, and potential uses

MTP POLICY BUNDLE

Policy Bundle attached to the Mobility Plan



Mobility Plan Update seeking action in May/June 2022



Existing TDCs extended additional year and may be used in FY2023 (beginning Oct. 2022)



Policy Bundle Round 5

Now opening early 2023

TDCs for use in FY2024 and 2025

Incorporates updated list of policies

CONTACT US



nctcog.org/PlanInProgress



mobilityplan@nctcog.org



Amy Johnson
Senior Transportation Planner
ajohnson@nctcog.org
(817) 704-5608

Brendon Wheeler, P.E.
Principal Transportation Planner
bwheeler@nctcog.org
(682) 433-0478

FISCAL YEAR 2021 & 2022 PROJECT TRACKING

Regional Transportation Council

November 11, 2021



North Central Texas
Council of Governments
Transportation Department

BACKGROUND

- Due to significant implementation delays on projects across the region and a need to better maintain the region's funding balances, a more robust project tracking effort was created to highlight and prevent these delays.
- At the beginning of each fiscal year, the Surface Transportation Technical Committee (STTC) and the Regional Transportation Council (RTC) are provided a list of projects by phase scheduled to advance during the coming year.
- Agencies are being asked to report project status on a more frequent basis.
- The status of projects scheduled for the year will continue to be presented at STTC and RTC on an ongoing basis.
- This process will provide opportunities for sponsors to raise issues that may be hindering a project's progress and help ensure that funds are being obligated in a more timely manner.

SUMMARY OF TIP FY 2021 PROJECT FUNDING – CMAQ (\$ IN MILLIONS)

	NOVEMBER 2020	NOVEMBER 2021
Federal Funding Allocated in FY 2021	\$73.9	\$73.9
Estimated Federal Carryover Funds (FY 2020 to FY 2021)	<u>+\$58.4</u>	<u>+\$41.9</u>
Total Available Federal Funding in FY 2021	\$132.3	\$115.8
Total Federal Funding Programmed ¹	\$121.2	\$115.5
Federal Funding Obligated (2021) ^{2, 4}	\$0	\$94.2
FY 2021 Project Phases ³	61	46
Project Phases Obligated to Date	14	29
Unobligated Project Phases Past Their Original Estimated Start Date	16	17

82%

37%

1: Programmed funding is comprised of what is included in the TIP as well as transactions that have not formally been made in the TIP (e.g., early obligations)

2: Obligations based on the federal fiscal year, which runs from October to September

3: Number of phases has been adjusted as projects were advanced to FY 2020 and added into FY 2021

4: Obligation amounts as of 11/1/2021

SUMMARY OF TIP FY 2021 PROJECT FUNDING – STBG (\$ IN MILLIONS)

	NOVEMBER 2020	NOVEMBER 2021	
Federal Funding Allocated in FY 2021	\$116.2	\$116.2	
Estimated Federal Carryover Funds (FY 2020 to FY 2021)	<u>+\$142.8</u>	<u>+\$141.8</u>	
Total Available Federal Funding in FY 2021	\$259.0	\$258.0	
Total Federal Funding Programmed ¹	\$154.3	\$185.8	88%
Federal Funding Obligated (2021) ^{2, 4}	\$0	\$162.8	
FY 2021 Project Phases ³	52	57	
Project Phases Obligated to Date	10	37	
Unobligated Project Phases Past Their Original Estimated Start Date	10	20	35%

1: Programmed funding is comprised of what is included in the TIP as well as transactions that have not formally been made in the TIP (e.g., early obligations)

2: Obligations based on the federal fiscal year, which runs from October to September

3: Number of phases has been adjusted as projects were advanced to FY 2020 and added into FY 2021

4: Obligation amounts as of 11/1/2021

SUMMARY OF TIP FY 2021 PROJECT FUNDING – TA SET ASIDE (\$ IN MILLIONS)

	NOVEMBER 2020	NOVEMBER 2021
Federal Funding Allocated in FY 2021	\$8.2	\$8.2
Estimated Federal Carryover Funds (FY 2020 to FY 2021)	<u>+\$14.9</u>	<u>+\$9.0</u>
Total Available Federal Funding in FY2021	\$23.1	\$17.2
Total Federal Funding Programmed ¹	\$21.3	\$12.4
Federal Funding Obligated (2021) ^{2, 4}	\$0	\$9.5
FY 2021 Project Phases ³	29	25
Project Phases Obligated to Date	7	18
Unobligated Project Phases Past Their Original Estimated Start Date	12	7

77%

28%

1: Programmed funding is comprised of what is included in the TIP as well as transactions that have not formally been made in the TIP (e.g., early obligations)

2: Obligations based on the federal fiscal year, which runs from October to September

3: Number of phases has been adjusted as projects were advanced to FY 2020 and added into FY 2021

4: Obligation amounts as of 11/1/2021

SUMMARY OF FY 2021 PROGRESS

- FY 2021 has ended and:
 - 82 percent of CMAQ funds were obligated
 - 88 percent of STBG funds were obligated
 - 77 percent of TA-Set Aside funds were obligated
- Increased tracking led to improvements in obligation rates across all 3 categories.
- The STBG/Category 2 funding partnership was successful in reducing the region's STBG carryover balance.
- Sufficient TA Set Aside funds obligated to avoid lapsing in FY 2021.

SUMMARY OF TIP FY 2022 PROJECT FUNDING - CMAQ

	NOVEMBER 2021
Total Federal Funding Programmed ¹	\$70,669,684
Federal Funding Obligated (2022) ^{2, 3}	\$0
FY 2022 Project Phases	44
Project Phases Obligated to Date	0
Project Phases Past Their Original Estimated Start Date	1

1: Programmed funding is comprised of what is included in the TIP as well as transactions that have not formally been made in the TIP (e.g., early obligations)

2: Obligations based on the federal fiscal year, which runs from October to September

3: Obligation amounts as of 11/1/2021

SUMMARY OF TIP FY 2022 PROJECT FUNDING - STBG

	NOVEMBER 2021
Total Federal Funding Programmed ¹	\$171,377,967
Federal Funding Obligated (2022) ^{2, 3}	\$800,000
FY 2022 Project Phases	76
Project Phases Obligated to Date	1
Project Phases Past Their Original Estimated Start Date	2

1: Programmed funding is comprised of what is included in the TIP as well as transactions that have not formally been made in the TIP (e.g., early obligations)

2: Obligations based on the federal fiscal year, which runs from October to September

3: Obligation amounts as of 11/1/2021

SUMMARY OF TIP FY 2022 PROJECT FUNDING – TA SET ASIDE

	NOVEMBER 2021
Total Federal Funding Programmed ¹	\$17,356,430
Federal Funding Obligated (2022) ^{2, 3}	\$0
FY 2022 Project Phases	18
Project Phases Obligated to Date	0
Project Phases Past Their Original Estimated Start Date	0

1: Programmed funding is comprised of what is included in the TIP as well as transactions that have not formally been made in the TIP (e.g., early obligations)

2: Obligations based on the federal fiscal year, which runs from October to September

3: Obligation amounts as of 11/1/2021

NEXT STEPS

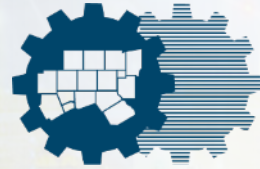
- Continue monitoring project progress and working with project sponsors and TxDOT to resolve issues that may be causing delays in project implementation.
- Provide ongoing updates on FY 2022 projects
- Continue monitoring for any lapse of funding (None expected at this time)

QUESTIONS?

Christie J. Gotti
Senior Program Manager
Ph: (817) 608-2338
cgotti@nctcog.org

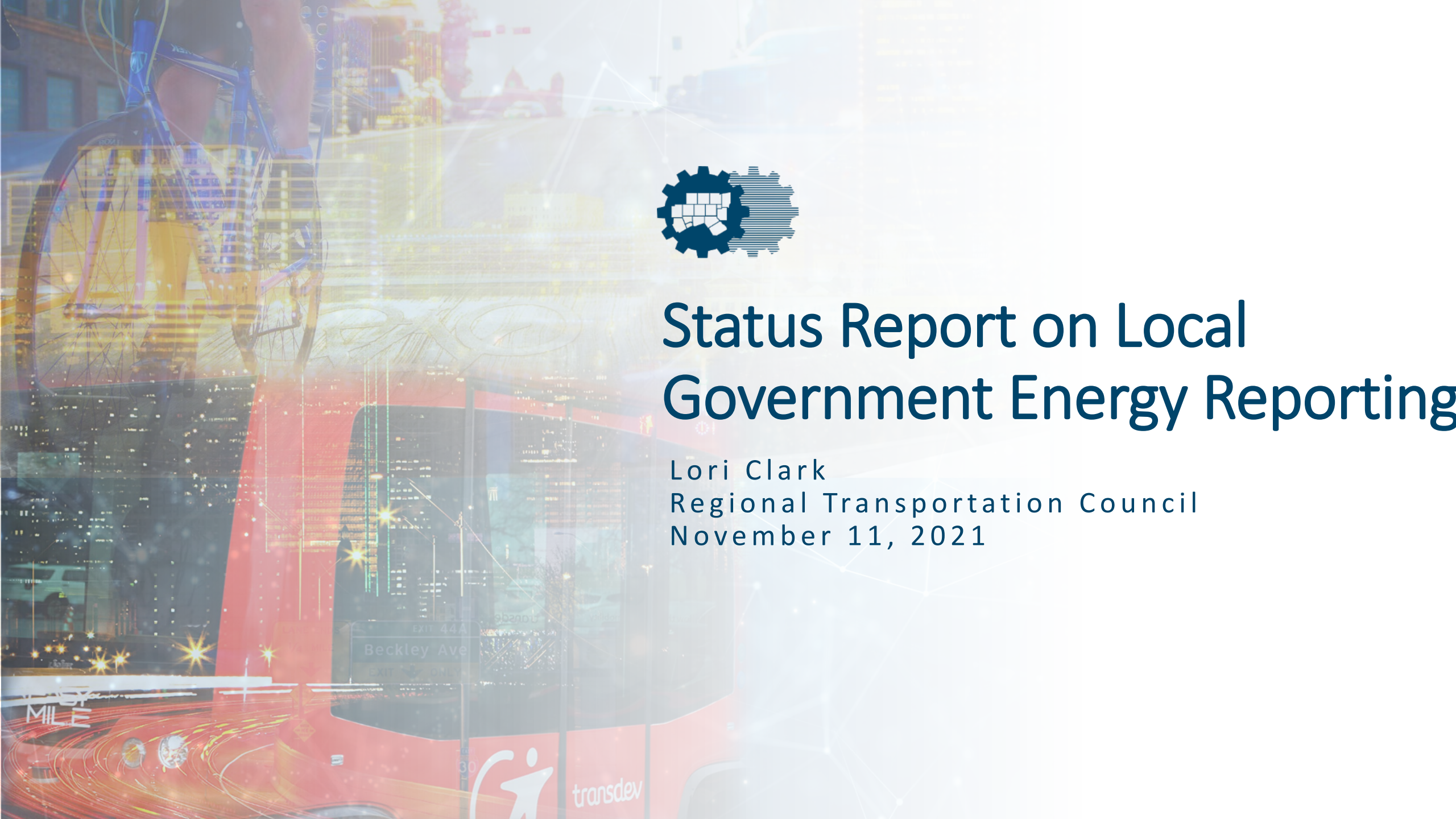
Brian Dell
Principal Transportation Planner
Ph: (817) 704-5694
bdell@nctcog.org

James Adkins
Transportation Planner
Ph: (682) 433-0482
jadkins@nctcog.org



Status Report on Local Government Energy Reporting

Lori Clark
Regional Transportation Council
November 11, 2021



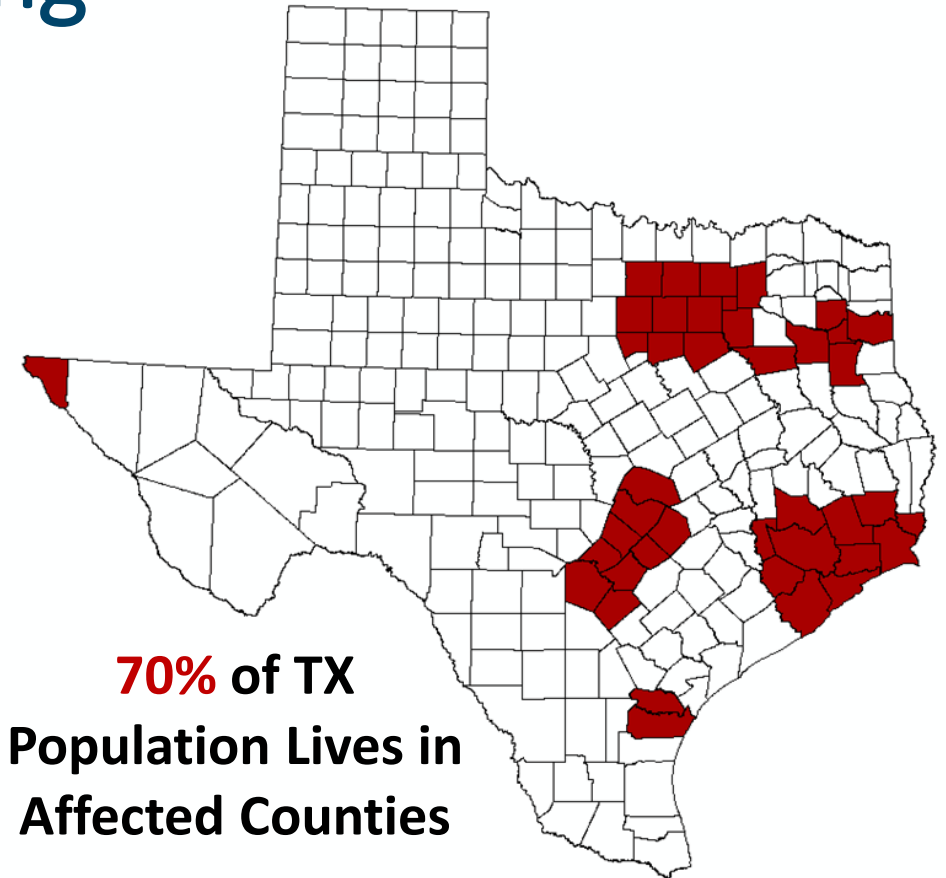
Local Government Energy Reporting

Section 388.005 Texas Health and Safety Code:

Purpose: Aid efforts to **attain federal air quality standards** by reducing demand for electricity generation.

Requirements: **Establish a goal of reducing electric consumption by at least 5% each year** for 7 years beginning September 1, 2019, and **submit an annual report** to the State Energy Conservation Office (SECO) regarding the progress and efforts to meet the reduction goal

Who Reports: Political subdivisions, institutes of higher education, or state agencies in **41 “affected counties” in Texas.*** Political subdivisions include cities, counties, water districts, and other local government entities.

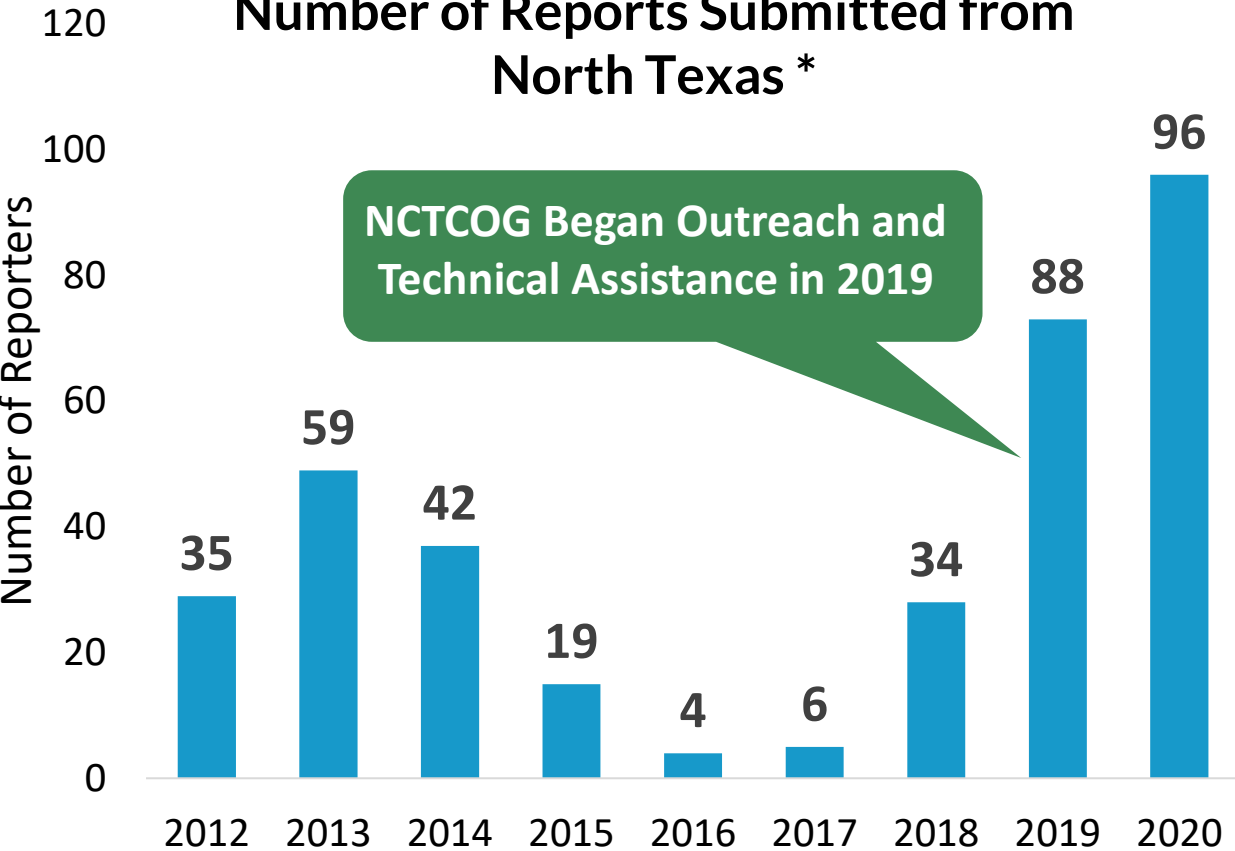


*Bastrop, Bexar, Brazoria, Caldwell, Chambers, Collin, Comal, Dallas, Denton, El Paso, Ellis, Fort Bend, Galveston, Gregg, Guadalupe, Hardin, Harris, Harrison, Hays, Henderson, Hood, Hunt, Jefferson, Johnson, Kaufman, Liberty, Montgomery, Nueces, Orange, Parker, Rockwall, Rusk, San Patricio, Smith, Tarrant, Travis, Upshur, Waller, Williamson, Wilson and Wise (Texas Administrative Code, Title 30, §114.629)

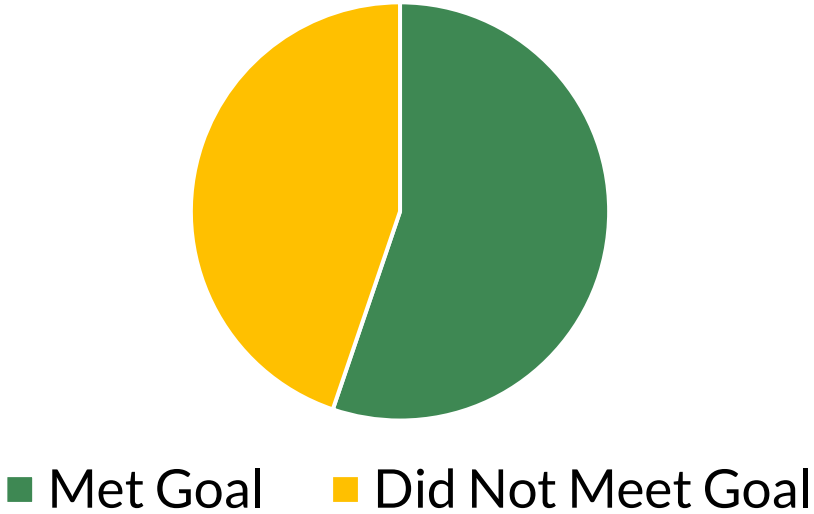


Reporting Statistics

Number of Reports Submitted from North Texas *

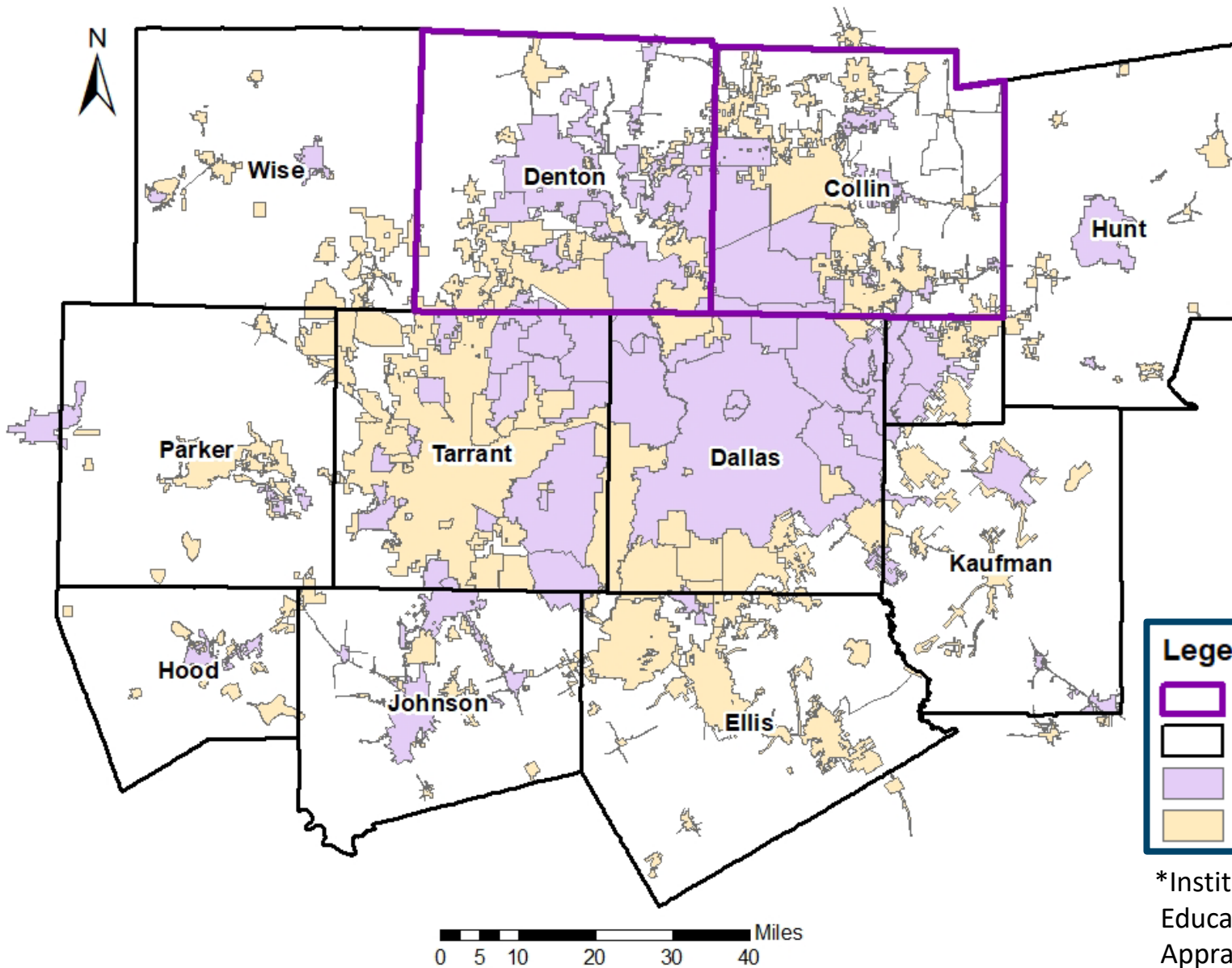


Attainment of 5% Electricity Reduction Goal Among North Texas Reporters in 2020



*Data Source: SECO, 2021. Includes Cities, Counties, Special Districts, Appraisal Districts, Institutes of Higher Education, and State Agencies

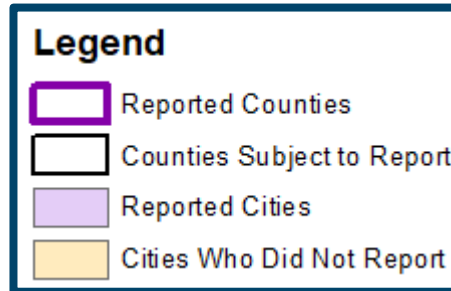




Cities and Counties Who Reported 2020 Data*

76 Reporting Cities

2 Reporting Counties



*Institutes of Higher Education, Special Districts, Appraisal Districts, and State Agencies who reported are not shown on this map

Requested Next Steps

Ensure Staff are Aware of Requirement

Begin Gathering & Compiling Data

Leverage NCTCOG Resources as Needed



Reporting Toolkit

www.conservenorthtexas.org/item/local-government-energy-reporting-toolkit

Resources to Reduce Electricity Consumption

<http://conservenorthtexas.org/event-archive>

Next Reporting Deadline:
February 1, 2022
(For Calendar Year 2021 Data)



Contact Us



Lori Clark

Program Manager

lclark@nctcog.org | 817-695-9232



Dorothy Gilliam

Air Quality Planner III

dgilliam@nctcog.org | 817-704-5675



SECO Local Government Energy Reporting Webpage

www.comptroller.texas.gov/programs/seco/reporting/local-gov.php



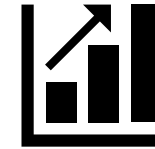
NCTCOG Regional Energy Management Activities: Fiscal Year 2021-2022



Regional Survey




Training & Education



**Enhance Local
Government Energy
Reporting**



**Advance Local
Government Energy
Management Actions**



**Utility Engagement
and
Data Collection**



**Energy Code
Adoption**



Website Resources

