

Bicycle and Pedestrian Advisory Committee

Notice of Proposed
Amendments to the Manual on
Uniform Traffic Control Devices
(MUTCD)

October 21, 2009

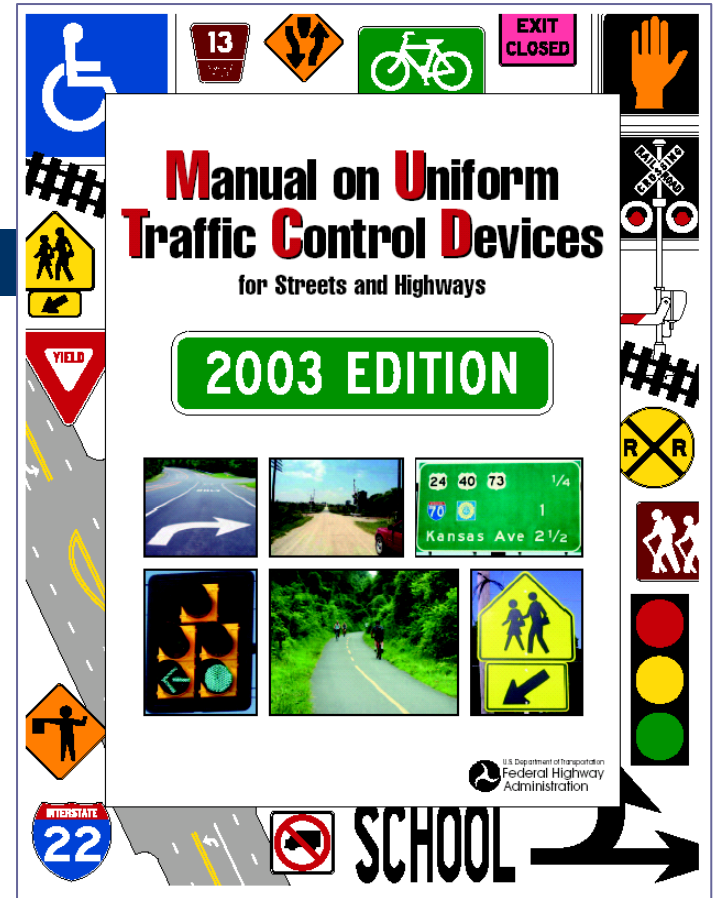
Transportation Department



North Central Texas Council of Governments

Overview

- Contains the national standards governing all traffic control devices
- All public agencies across the nation rely on the MUTCD to bring uniformity to the roadway
- The MUTCD plays a critical role in improving safety and mobility of all road users.



2007 Notice of Proposed Amendments (NPA)

- Published in the Federal Register on January 2, 2008
- Deadline for comments to docket was July 31, 2008
- FHWA currently reviewing and analyzing all comments received
- View all documents on MUTCD website at: <http://mutcd.fhwa.dot.gov/>

Implications for the State of Texas

- **After the FHWA finalizes their review and publishes the new edition of the MUTCD (expected by then end of 2009), the State of Texas will review updates to the Texas MUTCD.**
- **TxDOT will request comments**
- **When NCTCOG receives updates on this process, we will notify the BPAC and local governments.**

Revisions to Chapter 2B – Regulatory Signs



Variant of “Yield Here to Pedestrians” Signs for State Laws Requiring Full Stop


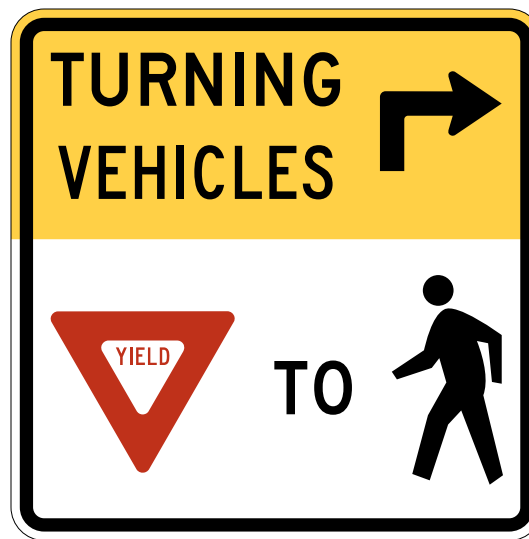


In-street Pedestrian Crossing Signs

- Conditions and criteria for use
- Placement locations
- Background may be fluorescent yellow or fluorescent yellow-green



New Symbolic Design for the R10-15 Sign



A large green decorative shape on the left side of the slide, resembling a stylized letter 'P' with a rounded top and a white cutout on the left side.

Revisions to Part 4 – Highway Traffic Signals

A thick, dark blue horizontal bar with rounded ends, positioned below the title and extending to the right edge of the slide.

New meaning of flashing upraised hand when pedestrian countdown signals are present

Ped may enter the intersection on the flashing upraised hand when a countdown pedestrian signal indication is present if they are able to travel to the far side of the traveled way by the time conflicting traffic receives a green signal



Countdown displays required for all new pedestrian signals



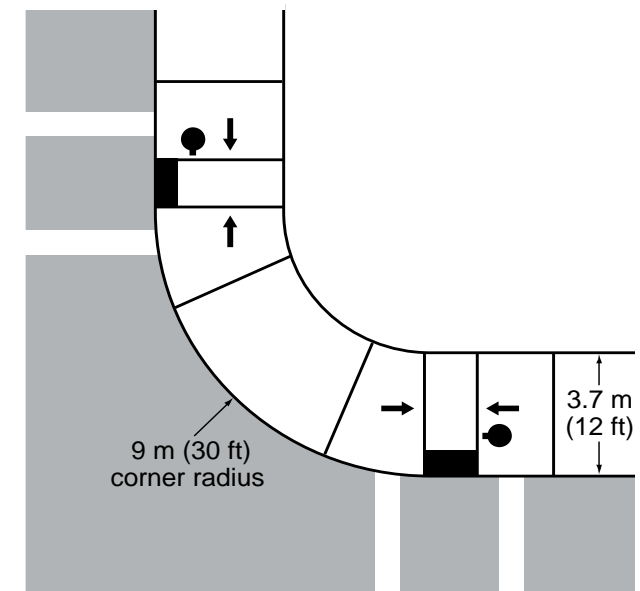
Positioning of pedestrian pushbuttons and legends on pushbutton signs shall clearly indicate which crosswalk signal is activated by which pushbutton.



New figures for locations of pedestrian pushbuttons for a variety of conditions



Parallel ramps with wide sidewalk



A large green decorative shape on the left side of the slide, featuring a white rounded rectangular cutout in the center.

Revisions to Part 7 – Traffic Controls for School Areas



FYG Color Required for all School Warning signs

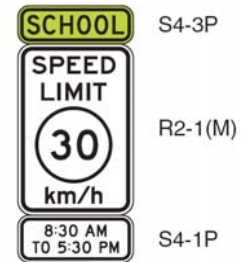
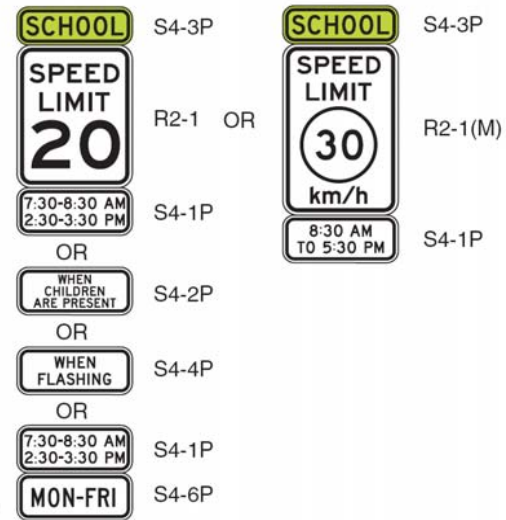
School Advance Crossing Assembly



School Crossing Assembly



School Speed Limit Assembly



S3-1



S3-2

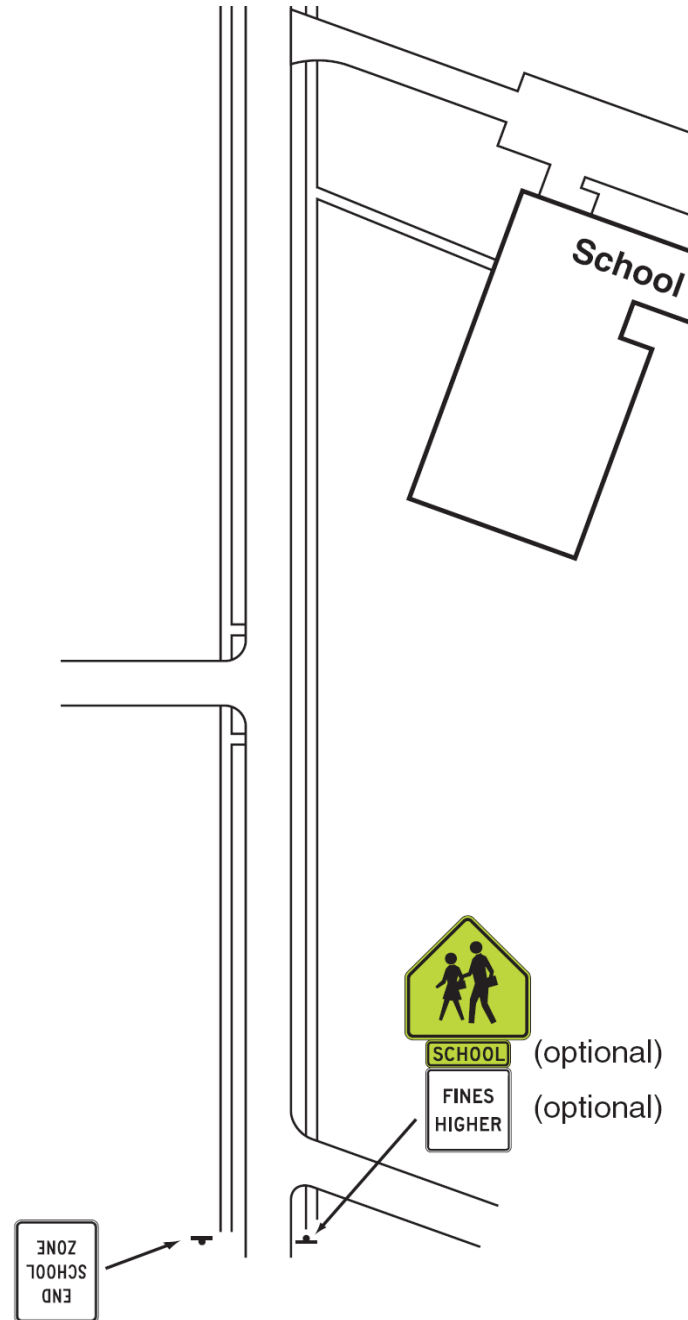


S4-5




S4-5a

New Figure Illustrating School Sign with Fines Higher Plaque



**Schoolchildren
symbol may be
used on in-street
signs at school
crossings**



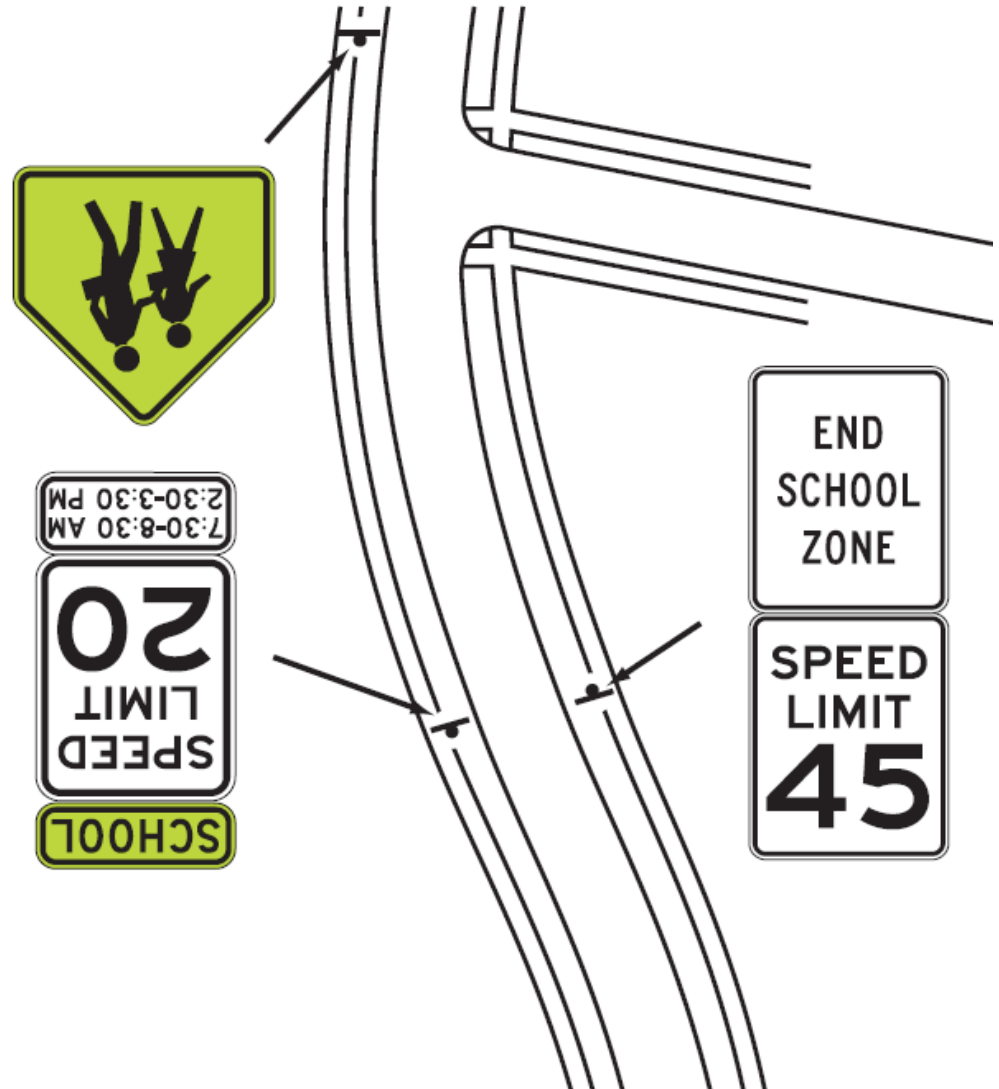
Overhead pedestrian crossing signs may be used at unsignalized school crossings



New symbol sign to replace the word message S3-1 sign



The end of a school speed zone shall be marked with an **END SCHOOL ZONE** sign




Revisions to Part 9 – Traffic Controls for Bicycle Facilities



Bike lane regulatory signs at start and end of bike lane changed from requirement to recommendation



Two new bicycle pushbutton signs that include a bicycle symbol




Revised Legend of W5-4a Sign



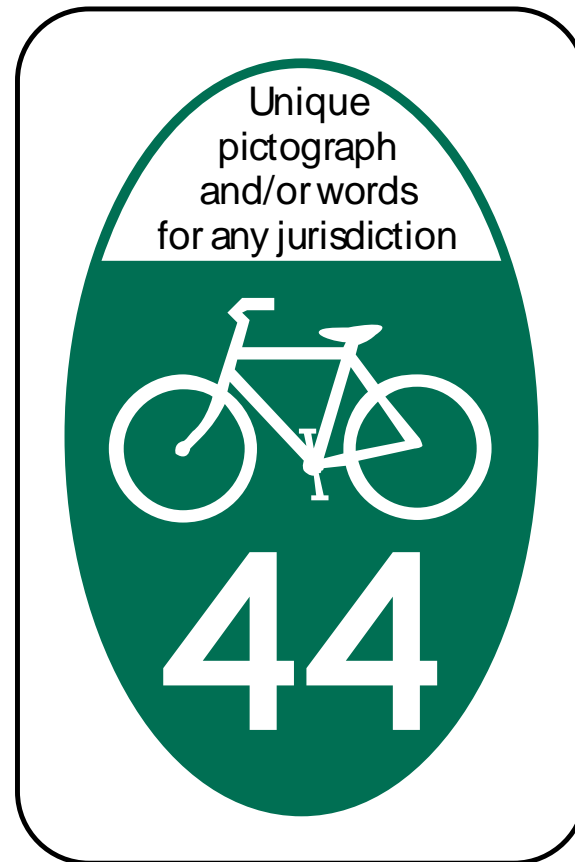
New sign and plaque for combined pedestrian/bicycle crossing



New bicycle destination guide signs



New Bike Route sign that provides a place for a pictograph



Revised Design of the U.S. Bike Route sign



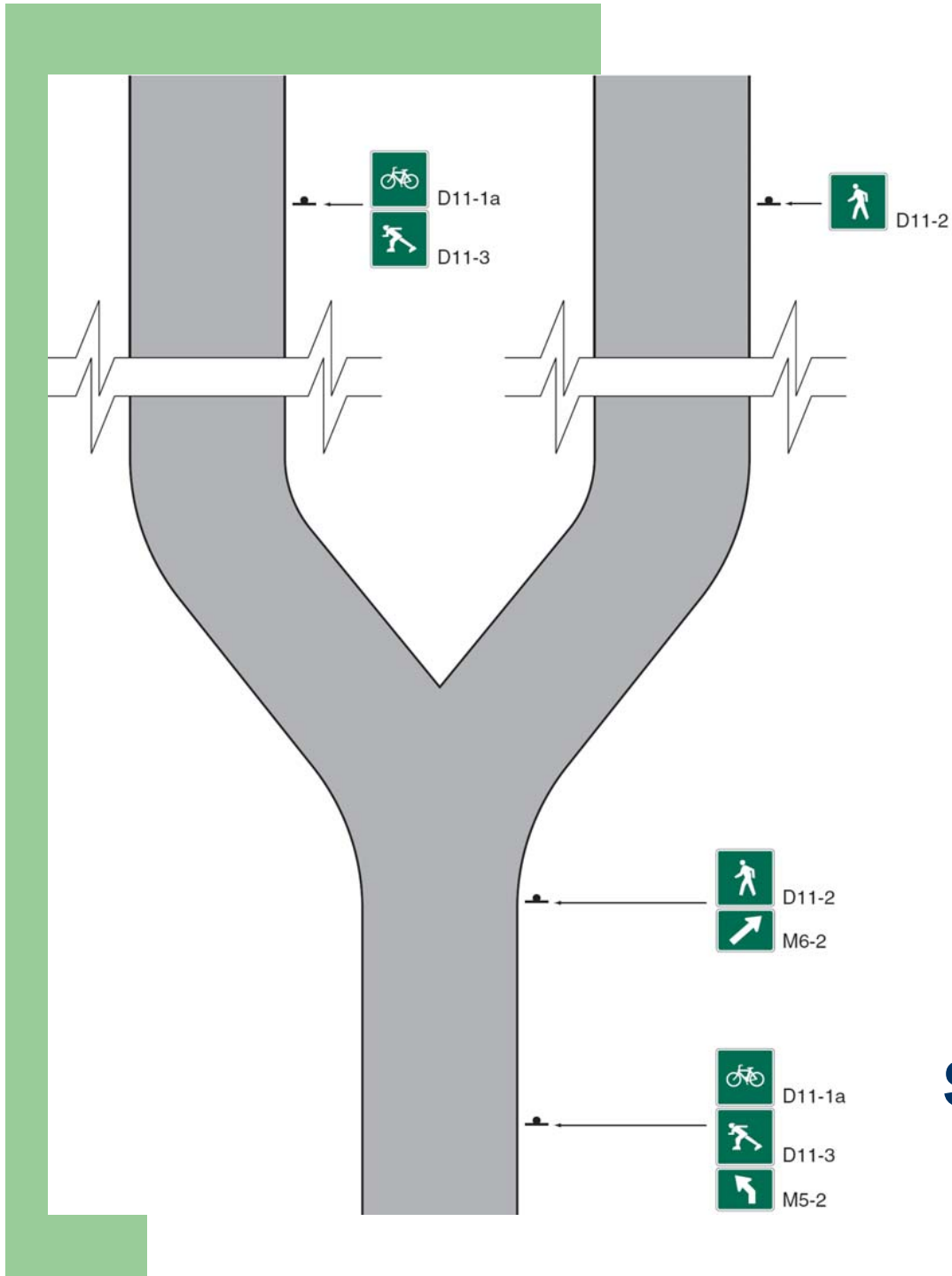
New selective exclusion signs for modes other than bikes and pedestrians



R9-13



R9-14



New mode-specific guide signs for use on shared-use paths

New sign to inform motorists that the lane is too narrow for bicyclists and motorists to operate side-by-side



New Shared Lane pavement marking symbol



Contact Information

Deborah Humphreys
Transportation Planner
dhumphreys@nctcog.org
or (817) 608-2394

