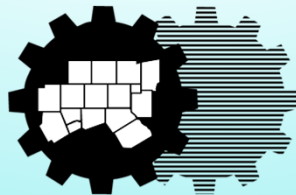


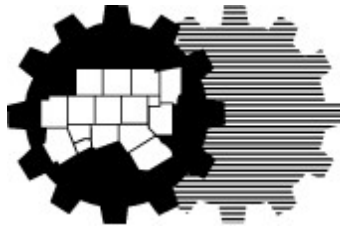
Annual Fiscal Program

Fiscal Year 2015-2016



North Central Texas Council of Governments

2015 – 2016



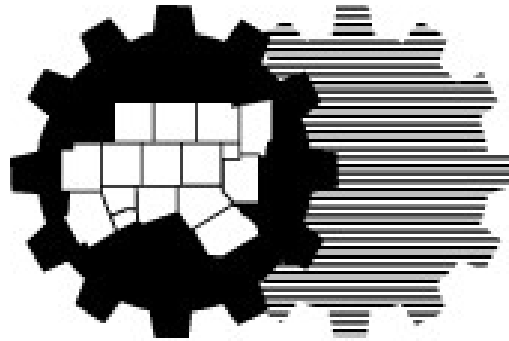
Annual Fiscal Program

**North Central Texas
Council of Governments**

R. MICHAEL EASTLAND
Executive Director

MONTE C. MERCER
Deputy Executive Director

P.O. Box 5888
Arlington, TX 76005-5888
(817) 640-3300
(817) 640-7806 (fax)
www.nctcog.org



**North Central Texas
Council of Governments**

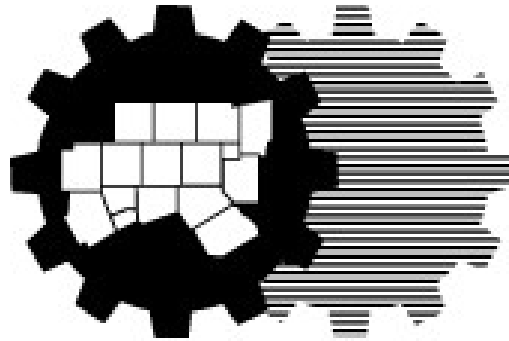
TABLE OF CONTENTS

THE FISCAL YEAR 2015-2016 FISCAL PROGRAM

Mission Statement	1
Map of Region	2
Member Governments.....	3
Executive Board and Administrative Staff	5
Organizational Chart.....	6
Budget Message	7
Summary of Fund Availability and Program Expenditures.....	11
Fund Availability by Source	12
Expenditures by Objective.....	13
Actual and Estimated Revenues History	14
Revenues by Source History	15
Membership Dues.....	16
Staffing Summary	17
Budget Summary	18
Funding Summary	19

THE FISCAL YEAR 2015-2016 WORK PROGRAM

Agency Management	21
Agency Administration	25
Public Affairs	29
Research and Information Services	33
Community Services	41
Area Agency on Aging	53
Regional 9-1-1	57
Environmental & Development	61
Transportation	65
Workforce Development	77
Emergency Preparedness	81
Public Employee Benefits Cooperative	87



**North Central Texas
Council of Governments**

Mission Statement

We are an association of, by, and for local governments. We assist our members in planning for common needs, cooperating for mutual benefit, and recognizing regional opportunities for improving the quality of life in North Central Texas.

North Central Texas Council of Governments



Values:

REGIONALISM

We believe regionalism is the cornerstone of our existence, and that our unique regional perspective provides us the vantage point to address issues that extend beyond traditional boundaries. It is our goal to be the catalyst for building consensus from diverse viewpoints and maximizing regional unity.

GOVERNANCE

We feel that policy decisions are best made by the level of government closest to the people. Therefore, we directly involve local governments in our decision-making process, which is made up of an executive board of local elected officials and regional citizens with support from numerous study, technical, and policy committees.

SERVICE

We seek to provide high quality service to our members. Our charge is to work with our local governments and other service providers to identify the most useful and beneficial plans, services, and products to satisfy their needs, and, then, to provide them in a courteous and timely manner.

EMPLOYEES

We value our employees and respect both individual excellence and dedicated teamwork. We support the principles of professional development, fair and consistent personnel practices, and competitive compensation.

ETHICS

We maintain the highest standards of professional integrity in providing competent, technically sound products and services. Honesty and impartiality are minimum standards for all our dealings with our members, the general public, other agencies, and each other.

INNOVATION

We recognize that our members are best served by our ability to anticipate the consequences of dynamic change. We, therefore, will help local governments find innovative solutions to both existing and future challenges facing North Central Texas.

**NORTH CENTRAL TEXAS COUNCIL OF GOVERNMENTS
MEMBER GOVERNMENTS (240)**

Counties (16)

**Collin
Dallas
Denton
Ellis
Erath
Hood**

**Hunt
Johnson
Kaufman
Navarro
Palo Pinto
Parker**

**Rockwall
Somervell
Tarrant
Wise**

Cities (167)

**Addison
Aledo
Allen
Alvarado
Alvord
Angus
Anna
Annetta
Argyle
Arlington
Aubrey
Aurora
Azle
Balch Springs
Bartonville
Bedford
Benbrook
Blooming Grove
Blue Mound
Blue Ridge
Bridgeport
Burleson
Caddo Mills
Carrollton
Cedar Hill
Celeste
Celina
Cleburne
Colleyville
Combine
Commerce
Coppell
Copper Canyon
Corinth
Corsicana
Crandall
Cross Timbers
Crowley
Dallas
Dalworthington Gardens
Decatur
Denton**

**DeSoto
Dish
Double Oak
Dublin
Duncanville
Edgecliff Village
Ennis
Eules
Everman
Fairview (Collin)
Farmers Branch
Farmersville
Ferris
Flower Mound
Forest Hill
Forney
Fort Worth
Frisco
Garland
Glenn Heights
Glen Rose
Gordon
Graford
Granbury
Grand Prairie
Grandview
Grapevine
Greenville
Hackberry
Haltom City
Haslet
Heath
Hickory Creek
Highland Park
Highland Village
Hudson Oaks
Hurst
Hutchins
Irving
Italy
Josephine
Joshua**

**Justin
Kaufman
Keene
Keller
Kemp
Kennedale
Kerens
Krum
Lake Bridgeport
Lake Dallas
Lake Worth
Lakewood Village
Lancaster
Lavon
Lewisville
Little Elm
Lucas
Mabank
Mansfield
McKinney
McLendon-Chisholm
Melissa
Mesquite
Midlothian
Milford
Millsap
Mineral Wells
Murphy
New Fairview
New Hope
Newark
Northlake
North Richland Hills
Oak Point
Ovilla
Pantego
Paradise
Parker
Pecan Hill
Pilot Point
Plano
Ponder**

**NORTH CENTRAL TEXAS COUNCIL OF GOVERNMENTS
MEMBER GOVERNMENTS (240)**

Cities (167) - continued

Princeton
Prosper
Quinlan
Red Oak
Reno
Rhome
Richardson
Richland Hills
Rio Vista
River Oaks
Roanoke
Rockwall
RowlettRoyse City
Runaway Bay

Sachse
Saginaw
Sanger
Sansom Park
Scurry
Seagoville
Southlake
Springtown
Stephenville
Sunnyvale
Talty
Terrell
The Colony

Trophy Club
University Park
Venus
Watauga
Waxahachie
Weatherford
West Tawakoni
Westworth Village
White Settlement
Willow Park
Wilmer
Wolfe City
Wylie

School Districts (24)

Arlington ISD
Birdville ISD
Carrollton-Farmers Branch ISD
Cedar Hill ISD
Cleburne ISD
Denton ISD
Duncanville ISD
Farmersville ISD

Fort Worth ISD
Garland ISD
Grand Prairie ISD
Greenville ISD
Hurst-Euless-Bedford ISD
Irving ISD
Kaufman ISD
Lewisville ISD

Mansfield ISD
Mesquite ISD
Midlothian ISD
Plano ISD
Richardson ISD
Rockwall ISD
Terrell ISD
Weatherford ISD

Special Districts (33)

Acton Municipal Utility District
Area Metropolitan
Ambulance Authority
Benbrook Water and Sewer
Authority
Central Appraisal District
of Johnson County
Collin County Central
Appraisal District
Collin County Soil & Water
Conservation District #535
Dallas Area Rapid Transit
Dallas County Community
College District
Dallas County Flood
Control District #1
Dallas County Park Cities
Municipal Utility District
Dallas County Schools
Dallas County Utility &
Reclamation District

Dallas County Water Control
& Improvement District #6
Dalworth Soil & Water
Conservation District
Denton County Fresh Water
Supply District #1A
Denton County Fresh Water
Supply District #6/7
Denton County Fresh Water
Supply District #10
Denton County Transportation
Authority
Fort Worth Transportation
Authority
Hunt Memorial Hospital
District
Johnson County Special
Utility District
Lake Cities Municipal Utility
Authority
MedStar Mobile Healthcare

Northeast Texas Rural Rail
District
North Texas Municipal Water
District
North Texas Tollway Authority
Providence Village Water
Control & Improvement
District of Denton County
Tarrant County Regional
Water District
Trinity River Authority
Trinity River Vision Authority
Trophy Club Municipal Utility
District #1
Weatherford College
Wise County Water Control
& Improvements District

NORTH CENTRAL TEXAS COUNCIL OF GOVERNMENTS

2015- 2016 EXECUTIVE BOARD

President

John Horn
County Judge
Hunt County

Vice President

Lissa Smith
Mayor Pro-Tem
City of Plano

Secretary-Treasurer

Tom Lombard
Councilmember
City of North Richland Hills

Past President

Kathryn Wilemon
Mayor Pro Tem
City of Arlington

Director

Clay Jenkins
County Judge
Dallas County

Director

B. Glen Whitley
County Judge
Tarrant County

Director

Keith Self
County Judge
Collin County

Director

Bobbie Mitchell
Commissioner
Denton County

Director

J.D. Clark
County Judge
Wise County

Director

Lee Kleinman
Councilmember
City of Dallas

Director

Kelly Allen Gray
Councilmember
City of Fort Worth

Director

Chris Watts
Mayor
City of Denton

Director

Kevin Strength
Mayor
City of Waxahachie

Director

Laura Wheat
Mayor
Town of Westlake

Director

Michael Glaspie
Councilmember
City of Arlington

Director

Dan McClendon
Mayor Pro Tem
City of Burleson

Director

Bruce Archer
Councilmember
City of Mesquite

Ex Officio Member

Jeff Leach
State Representative

Executive Director

R. Michael Eastland

General Counsel

William P. Remington

ADMINISTRATIVE STAFF

Deputy Executive Director

Monte Mercer

Director, Transportation

Michael R. Morris

Director, Research and Information Services

Tim Barbee

Director, Environment and Development

Edith Marvin

Director, Emergency Preparedness

Molly Thoerner

Director, Area Agency on Aging

Doni Greene

Director, Regional 9-1-1

Christy Williams

Director, Workforce Development

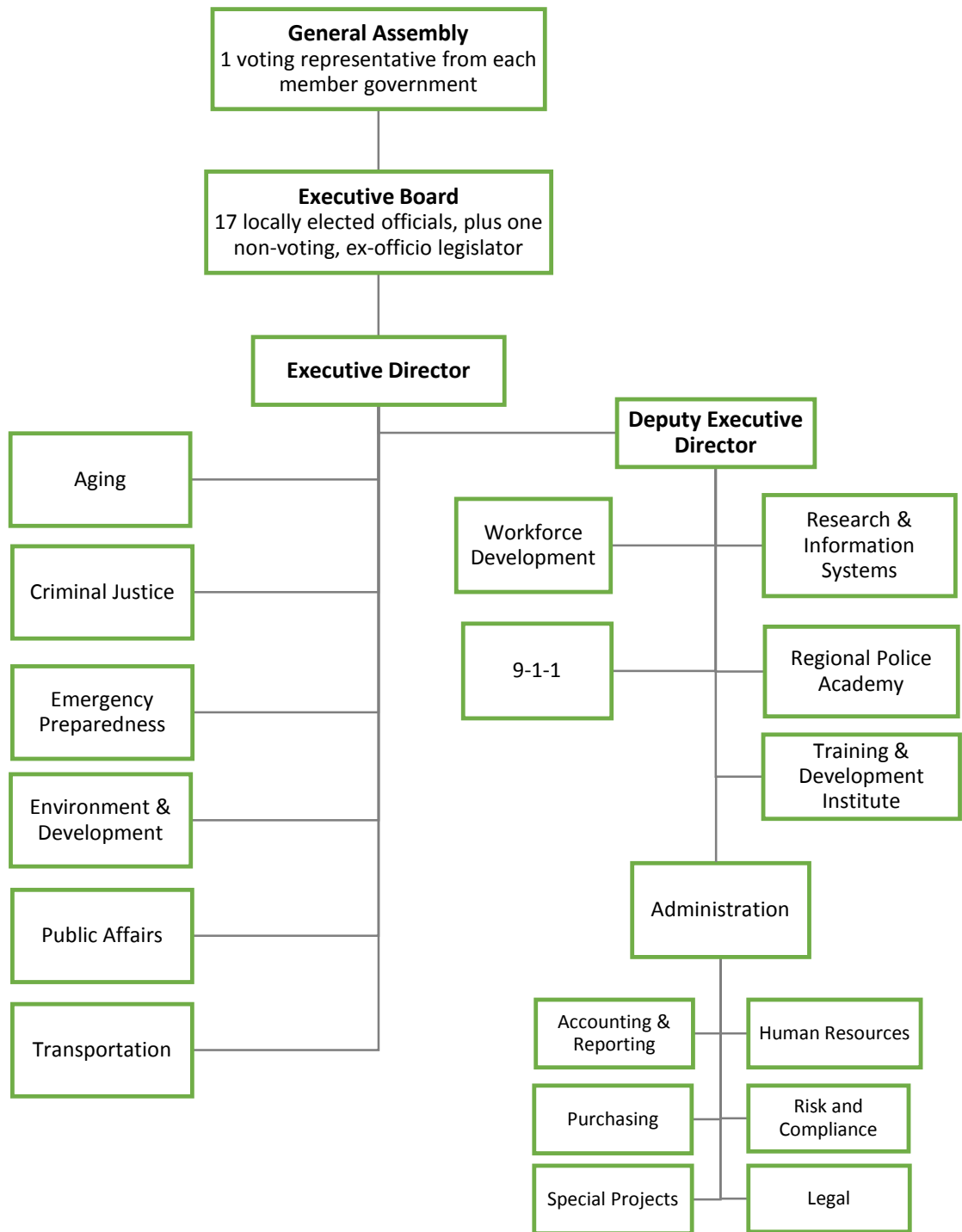
David Setzer

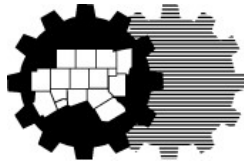
Executive Director, Public Employee Benefits
Cooperative

Diana Kongevick

Organizational Chart

North Central Texas Council of Governments





North Central Texas Council of Governments

September 17, 2015

The Honorable President and Executive Board Members
North Central Texas Council of Governments

Dear Policy Leaders:

We are pleased to present the 2016 fiscal year budget for the North Central Texas Council of Governments. The program of work funded by this budget addresses our mission of providing timely and effective services to our membership. The budget documents the planned use of available funds during the fiscal year which is comprised mainly of grants and local contracts for services that may encompass multiple fiscal years. We believe the budget also makes the most efficient use possible of the available resources entrusted to this agency.

Total budgeted expenses for FY2016 are \$201.6 million of which \$88.0 million is classified as pass-through and \$16.0 million as in-kind funds. This leaves \$88.0 million after interdepartmental charges for agency operations, which have the purpose of providing direct services and project coordination for our membership. By comparison, the FY2015 budget had projected total expenses of \$187.9 million with pass-through funding of \$94.4 million and in-kind of \$15.0 million. The resulting FY2015 local operating budget after interdepartmental charges was \$69.5 million which is an increase of \$18.5 million. Program expenditure details are contained within the Work Program section of this document.

The following table provides a comparison of expenditures by department for FY2016 and FY2015:

PROGRAM EXPENDITURES	Fiscal Year 2015-2016	Fiscal Year 2014-2015	Amount Change	% Change
Transportation	\$ 76,362,000	\$ 73,426,000	\$ 2,936,000	4.0%
Workforce Development	68,229,000	65,306,000	2,923,000	4.5%
Area Agency on Aging	14,579,000	13,375,000	1,204,000	9.0%
9-1-1 Planning	10,912,000	6,601,000	4,311,000	65.3%
Agency Administration	8,878,000	8,521,000	357,000	4.2%
Research & Information Services	7,508,000	7,236,000	272,000	3.8%
Environment & Development	4,366,000	3,198,000	1,168,000	36.5%
Emergency Preparedness	6,527,000	6,372,000	155,000	2.4%
Community Services	1,594,000	1,580,000	14,000	0.9%
Public Employee Benefits Cooperative	1,492,000	1,192,000	300,000	25.2%
Agency Management & Public Affairs	1,157,000	1,117,000	40,000	3.6%
TOTAL EXPENDITURES	\$ 201,604,000	\$ 187,924,000	\$ 13,680,000	7.3%
Less: Interdepartmental Transfers for Direct Charges and Indirect Overhead	(9,487,000)	(9,026,000)	\$ (461,000)	-5.4%
TOTAL EXPENDITURES	\$ 192,117,000	\$ 178,898,000	\$ 13,219,000	7.4%
Less: Local Governments In-Kind Support & Program Income	(16,023,000)	(14,952,000)	\$ (1,071,000)	7.2%
NET EXPENDITURES	\$ 176,094,000	\$ 163,946,000	\$ 12,148,000	7.4%
Less: Pass-Through Funds	(88,047,000)	(94,423,000)	\$ 6,376,000	-6.8%
NET OPERATING EXPENDITURES	\$ 88,047,000	\$ 69,523,000	\$ 18,524,000	26.6%

Revenues for Programs and Services

Sources of revenue for the North Central Texas Council of Governments budgeted for FY 2016 are: (1) **Local revenues** of \$27,591,000 which account for 14.4% of total revenues; (2) direct **State and State administered grants** of \$148,413,000 which account for 77.2% of total revenues; and (3) direct **Federal grants** of \$16,113,000 which account for 8.4% of total revenues.

1) **Local Revenues: \$27,591,000**

- **Local contracts: \$9,306,000**

The Transportation department's budget includes a substantial amount of local funds for projects and grant matching requirements of approximately \$4.4 million. The remaining amount is reflected in fee-for-service contracts to local governments and the private sector by NCTCOG's Environment & Development department, the Research and Information Services department, and Emergency Preparedness department for such projects as Storm Water Management, I-Communities, and various emergency preparedness projects.

- **Local Government Annual Dues: \$688,000**

Dues for cities with populations under 2,000, school districts, and special districts are \$100 per year. Dues for cities between 2,000 and 5,000 in population are \$200 per year. Dues for cities over 5,000 in population are assessed on the basis of \$0.10 per capita in Dallas, Tarrant, Denton, and Collin Counties and \$0.08 per capita in the remaining counties. All counties are assessed on \$0.01 per capita (with a \$200 minimum). NCTCOG currently has 240 member governments consisting of 16 counties, 167 cities, 24 school districts and 33 special districts. The per capita rates remain unchanged from FY2015.

- **Emergency Preparedness Dues: \$927,000**

This funding from member governments is entirely voluntary and is solely used for the operations of the Emergency Preparedness department. This department is responsible for the regional coordination of emergency planning.

- **Regional Police Academy & Training Center tuitions: \$628,000**

- **Regional Information Center sales & Interest Income: \$20,000**

- **Local government In-kind: \$16,022,000**

2) **State Administered Grants: \$148,413,000**

Many federal agencies have allocated funds to state governments for further distribution to local governments. These funds are passed through to the State then to NCTCOG primarily from the Department of Labor, Department of Health and Human Services, Department of Transportation, and Environmental Protection Agency. Additionally, air quality funds, criminal justice planning funds, solid waste planning funds and 9-1-1 planning funds are received directly from the State.

3) **Direct Federal Grants: \$16,113,000**

Funding from these grants includes \$14.4 million to the Transportation department for its continued development of transportation planning and air quality initiatives, \$1.5 million to the Environment and Development department for floodplain management projects, and the Workforce Development department of \$156 thousand for jobs training programs.

Pass through funds are not considered a part of NCTCOG's operating funds. They are defined as funds managed and administered by NCTCOG, but are passed through to local governments and community-based organizations. Total expenditures in 2015-2016, net of interdepartmental transfers, amount to \$192,117,000. Of this amount, \$88,047,000 is considered pass through funds. These funds include support for selected programs such as Stormwater Management; Area Agency on Aging services; Workforce Development services; 9-1-1 services; and various transportation projects within the region.

Expenditures for Programs and Services

A summary of work programs, special projects and services is outlined in detail for each department within the section of this publication entitled "The 2015-2016 Work Program." The following information summarizes expenditures for programs and services.

- **Transportation: \$76,362,000**
The Transportation Department provides technical planning services in support of development, project selection, and implementation of transportation projects in the Regional Transportation Plan and Transportation Improvement Program. The Department also provides regional planning, travel forecasting, air quality analysis, transit and traffic operations planning, airport planning, and technical assistance to local governments.
- **Workforce Development: \$68,229,000**
Workforce Development administers publicly funded employment and training programs for Collin, Denton, Ellis, Erath, Hood, Hunt, Johnson, Kaufman, Navarro, Palo Pinto, Parker, Rockwall, Somervell, and Wise Counties. The department provides staff support to the North Central Texas Workforce Development Board by providing planning, coordination, management, and oversight services. Of the \$68.2 million in funding, \$57.1 million will be passed through to provide services for the region's citizens.
- **Area Agency on Aging: \$14,579,000**
The Council of Governments and its Area Agency on Aging (AAA) will receive an estimated state allocation of \$7.7 million of which, approximately \$4.1 million or 53% will be passed through to community-based organizations within the region for services to persons age 60 and over and their family caregivers who live in Collin, Denton, Ellis, Erath, Hood, Hunt, Johnson, Kaufman, Navarro, Palo Pinto, Parker, Rockwall, Somervell and Wise counties. This budget also includes in-kind expenditures for grant matching requirements of approximately \$6.7 million.
- **Regional 9-1-1: \$10,912,000**
NCTCOG provides planning, implementation, management, as well as on-going administration of the regional network of 9-1-1 systems. NCTCOG serves thirteen counties in the North Central Texas Region and five cities in Dallas County (Balch Springs, Sachse, Wilmer, Seagoville, and Cockrell Hill).
- **Agency Administration: \$8,878,000**
Agency Administration is responsible for fiscal management, grants administration and budgeting; internal audit, administration of purchasing, human resources, insurance, the retirement system, records management, and office space; as well as operation of the supply/mail/copy center.
- **Research and Information Services: \$7,508,000**
Research & Information Services provides general technical assistance; population and employment forecasts; annual population, housing and employment estimates; land use information; development announcement reports; and tabulation/analysis of Census data. Support is provided to a regional Geographic Information System (GIS) and NCTCOG's internal computer network. Custom data analyses and special products are also provided on a fee-for-service basis.
- **Emergency Preparedness: \$6,527,000**
The primary mission of the Emergency Preparedness department is to build a foundation for lasting partnerships and proactive emergency preparedness in North Central Texas through advocacy, information sharing, and collaboration. Then Emergency Preparedness program facilitates information sharing, collaboration, and cooperation between jurisdictions in a politically neutral and supportive environment. The resulting planning, projects and programs help build both local and regional capabilities, and enhance the protection of our North Central Texas populations and critical infrastructure.
- **Environment and Development: \$4,366,000**
The Department of Environment & Development supports numerous committees composed of local government officials and staff, representatives of business, industry, and nonprofit organizations, as well as private citizens to address a variety of projects and programs dealing with municipal solid waste, public works, building codes, storm water management, flooding, water quality, air quality, recycling, trails, and development.
- **Public Employee Benefits Cooperative: \$1,492,000**
The Public Employee Benefits Cooperative (PEBC) was created in 1998 providing many services including joint purchase of employee benefits and cost-effective, centralized administration. PEBC member groups include Dallas County, Tarrant County, the North Texas Tollway Authority, Denton County and Parker County.

- **Community Services: \$1,594,000**
 - **Regional Police Academy: \$1,127,000**
This program offers basic peace officer instruction as well as advanced courses for law enforcement personnel. It is funded in part by tuitions and supplemented by a Criminal Justice Division grant of approximately \$752,000.
 - **Training and Development Institute: \$265,000**
The Training and Development Institute provides a variety of employee development training programs for government agencies located in the North Central Texas Region.
 - **Criminal Justice Planning: \$202,000**
NCTCOG's Criminal Justice Planning program assists local governments and non-profit entities with the development of programs and projects designed to address particular crime related community problems.
- **Agency Management: \$940,000**
Agency Management supervises the day-to-day operation of the agency; implements policy directives of the Executive Board; and maintains all records of the Board (official minutes, resolutions, bylaws, and appointments). This department also manages several local government professional roundtables.
- **Public Affairs: \$217,000**
Public Affairs provides a variety of external services on behalf of the agency (news media/public relations; directories, newsletters, and special publications; presentations; and operation of the Regional Information Center) and certain internal services for all departments (meeting/workshop arrangements, graphic design and photography, switchboard, mailing lists, and special projects).

SUMMARY

This budget is consistent with those of past years in terms of structure. In fiscal year 2016, NCTCOG will continue to accept new opportunities to provide services to its member governments. This budget provides a basis for regional problem solving through effective planning and coordination. It is with great pleasure that we present this budget to you.

Respectfully Submitted,

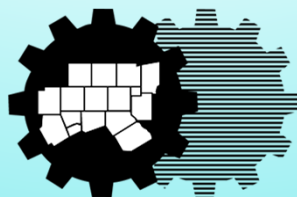


R. Michael Eastland
Executive Director



Monte C. Mercer
Deputy Executive Director

The Fiscal Program



North Central Texas Council of Governments

**NORTH CENTRAL TEXAS COUNCIL OF GOVERNMENTS
SUMMARY OF FUND AVAILABILITY AND
PROGRAM EXPENDITURES
COMBINED SCHEDULE**

	<u>Actual FY2013-14</u>	<u>Revised FY2014-15</u>	<u>Budget FY2015-16</u>	<u>Amount Change</u>
<u>FUND AVAILABILITY</u>				
Local				
Local Contracts	\$ 8,782,296	\$ 15,647,862	\$ 9,305,778	\$ (6,342,084)
NCTCOG Membership Dues	664,694	678,392	687,528	9,136
NCTCOG Emergency Preparedness Membership	553,525	857,516	926,916	69,400
Training & Development Institute	232,397	213,106	228,138	15,032
Regional Police Academy	220,280	377,748	400,176	22,428
Regional Information Center	22,761	10,000	10,000	-
Interest Income - Unrestricted	3,450	10,000	10,000	-
Interest Income - Restricted	15,211	-	-	-
Local Governments In-Kind Support & Program Income	<u>16,694,632</u>	<u>14,951,563</u>	<u>16,022,604</u>	<u>1,071,041</u>
	27,189,246	32,746,187	27,591,140	(5,155,047)
State	99,668,833	125,911,717	148,412,832	22,501,115
Federal	<u>22,491,763</u>	<u>20,239,569</u>	<u>16,112,836</u>	<u>(4,126,733)</u>
TOTAL AVAILABLE FUNDS	149,349,842	178,897,473	192,116,808	13,219,335
Less: Local Governments In-Kind Support & Program Income	<u>(16,694,632)</u>	<u>(14,951,563)</u>	<u>(16,022,604)</u>	<u>(1,071,041)</u>
NET AVAILABLE FUNDS	132,655,210	163,945,910	176,094,204	12,148,294
Less: Pass-Through Funds	(47,685,643)	(94,423,088)	(88,047,481)	6,375,607
Transfer from (to) Fund Balance				
General	(221,253)	-	-	-
Special Revenue	24,499	-	-	-
Proprietary	<u>(359,672)</u>	<u>-</u>	<u>-</u>	<u>-</u>
NET OPERATING FUNDS	\$ 84,413,141	\$ 69,522,822	\$ 88,046,723	\$ 18,523,901
<u>DEPARTMENTAL EXPENDITURES</u>				
Agency Management	\$ 621,334	\$ 912,613	\$ 939,682	\$ 27,069
Agency Administration	7,762,353	8,520,667	8,878,183	357,516
Public Affairs	164,959	203,708	217,152	13,444
Research & Information Services	6,965,991	7,235,859	7,507,944	272,085
Community Services	1,617,687	1,579,833	1,593,814	13,981
Area Agency on Aging	13,736,331	13,375,480	14,578,959	1,203,479
Regional 9-1-1	6,604,398	6,601,288	10,911,810	4,310,522
Environment & Development	2,482,425	3,198,153	4,365,784	1,167,631
Transportation	55,220,619	73,426,388	76,362,413	2,936,025
Workforce Development	58,200,892	65,305,558	68,229,205	2,923,647
Emergency Preparedness	3,830,558	6,371,700	6,526,938	155,238
Public Employee Benefits Cooperative	<u>1,014,370</u>	<u>1,192,303</u>	<u>1,491,816</u>	<u>299,513</u>
TOTAL DEPARTMENTAL EXPENDITURES	158,221,917	187,923,550	201,603,700	13,680,150
Less: Interdepartmental Transfers for Direct Charges and Indirect Overhead	<u>(9,428,501)</u>	<u>(9,026,077)</u>	<u>(9,486,892)</u>	<u>(460,815)</u>
TOTAL EXPENDITURES	148,793,416	178,897,473	192,116,808	13,219,335
Less: Local Governments In-Kind Support & Program Income	<u>(16,694,632)</u>	<u>(14,951,563)</u>	<u>(16,022,604)</u>	<u>(1,071,041)</u>
NET EXPENDITURES	132,098,784	163,945,910	176,094,204	12,148,294
Less: Pass-Through Funds	<u>(47,685,643)</u>	<u>(94,423,088)</u>	<u>(88,047,481)</u>	<u>6,375,607</u>
NET OPERATING EXPENDITURES	\$ 84,413,141	\$ 69,522,822	\$ 88,046,723	\$ 18,523,901

**NORTH CENTRAL TEXAS COUNCIL OF GOVERNMENTS
FUND AVAILABILITY BY SOURCE
FOR FY 2015-2016**

	In-Kind	Cash	Total
LOCAL			
Local Contracts	\$	\$ 9,305,778	
Emergency Preparedness Assessment		926,916	
NCTCOG Membership Dues		687,528	
Regional Police Academy		400,176	
Regional Training Center		228,138	
Regional Information Center		10,000	
Interest Income		10,000	
In-Kind Contributions	16,022,604	-	
TOTAL LOCAL	16,022,604	11,568,536	\$ 27,591,140
STATE			
Texas Workforce Commission (TWC)		67,063,255	
Texas Department of Transportation (TxDOT)		33,652,009	
Texas Commission on Environmental Quality (TCEQ)		23,418,043	
Commission on State Emergency Communications (CSEC)		11,021,810	
Texas Department of Aging and Disability Services (DADS)		7,744,740	
Texas Department of Public Safety (DPS)		4,273,146	
Governor's Office, Criminal Justice Division (CJD)		974,020	
State Energy Conservation Office (SECO)		197,000	
Department of State Health Services (DSHS)		49,893	
Texas Department of Agriculture (TDA)		18,916	
TOTAL STATE			148,412,832
FEDERAL			
Federal Transit Authority (FTA)		12,489,193	
Federal Emergency Management Agency (FEMA)		1,515,000	
Federal Highway Administration (FHA)		769,221	
Environmental Protection Agency (EPA)		490,332	
United States Department of Energy (US DOE)		335,070	
United States Department of Defense (US DOD)		258,686	
United States Department of Labor (US DOL)		155,750	
United States Department of Commerce (US DOC)		50,000	
Federal Aviation Administration (FAA)		49,584	
TOTAL FEDERAL			16,112,836
TOTAL AVAILABLE FUNDS			\$ <u>192,116,808</u>

**NORTH CENTRAL TEXAS COUNCIL OF GOVERNMENTS
EXPENDITURES BY OBJECTIVE
FOR FY 2015-2016**

	Operations & Services	In-Kind	Pass- through	Total Budget
Agency Management	\$ 889,682	\$ 50,000	\$ -	\$ 939,682
Agency Administration	\$ 8,878,183	\$ -	\$ -	\$ 8,878,183
Public Affairs	\$ 217,152	\$ -	\$ -	\$ 217,152
Research & Information Services	\$ 7,507,944	\$ -	\$ -	\$ 7,507,944
Community Services	\$ 1,593,814	\$ -	\$ -	\$ 1,593,814
Area Agency on Aging	\$ 3,715,035	\$ 6,743,219	\$ 4,120,705	\$ 14,578,959
Regional 9-1-1	\$ 8,619,083	\$ -	\$ 2,292,727	\$ 10,911,810
Environment & Development	\$ 3,699,565	\$ -	\$ 666,219	\$ 4,365,784
Transportation	\$ 48,254,832	\$ 4,218,535	\$ 23,889,046	\$ 76,362,413
Workforce Development	\$ 7,548,554	\$ 3,601,867	\$ 57,078,784	\$ 68,229,205
Emergency Preparedness	\$ 5,117,955	\$ 1,408,983	\$ -	\$ 6,526,938
Public Employee Benefits Cooperative	\$ 1,491,816	\$ -	\$ -	\$ 1,491,816
Subtotals	97,533,615	16,022,604	88,047,481	201,603,700
Less: Transfers for Direct Charges and Indirect Overhead	(9,486,892)	-	-	(9,486,892)
TOTALS	\$ 88,046,723	\$ 16,022,604	\$ 88,047,481	\$ 192,116,808

\$88,047,481 of NCTCOG's budget is passed through for the benefit of local governments and community-based organizations

Pass-Through: Funds administered by NCTCOG which are directly passed through to local governments and community-based organizations for their specific benefit along with funds for consulting services.

In-Kind: Contributed services provided primarily by community based organizations, such as local volunteer services. These "in-kind" contributions do not require the expenditure of cash by NCTCOG. They are, however, required as local match on grantor funds to carry out the basic work programs.

**NORTH CENTRAL TEXAS COUNCIL OF GOVERNEMNTS
ACTUAL and ESTIMATED REVENUES
INCLUDING PASS-THROUGH AND IN-KIND FUNDS**

Fiscal Year	Total Revenues	Pass- Through Funds	In-Kind Funds	Net Operational Funds ⁽¹⁾	Authorized Full-time Positions
2006	93,265,943	52,930,289	5,050,182	28,361,220	259
2007	174,191,226	76,363,414	6,969,883	52,900,319	274
2008	161,458,160	63,276,124	11,329,506	75,722,556	319
2009	143,995,905	74,583,530	11,950,627	73,176,799	331
2010	161,946,012	70,990,604	15,397,309	86,317,967	325
2011	164,227,121	78,364,222	21,546,605	77,970,924	345
2012	137,551,086	67,696,007	20,131,976	57,397,951	326
2013	154,887,891	71,158,874	13,512,954	70,055,784	317
2014	177,382,394	102,665,686	11,115,579	63,601,129	326
2015 ⁽²⁾	178,897,473	94,423,088	14,951,563	69,522,822	327
2016 ⁽³⁾	192,116,808	88,047,481	16,022,604	88,046,723	352

⁽¹⁾ Includes fund balance transfers

⁽²⁾ Estimated

⁽³⁾ Budgeted

**NORTH CENTRAL TEXAS COUNCIL OF GOVERNMENTS
 LAST TEN FISCAL YEARS
 REVENUES BY SOURCE**

Fiscal Year	Member Government Dues	Other Income	Local Contracts	State Financial Assistance	State Administered Grants	Federal Grants	Local In-Kind Contributions	Total
2006	595,578	197,404	13,072,830	-	73,654,735	695,214	5,050,182	93,265,943
2007	617,503	3,287,048	60,909,353	-	100,276,082	2,131,357	6,969,883	174,191,226
2008	632,215	2,345,039	28,623,547	479,627	113,251,893	4,796,333	11,329,506	161,458,160
2009	645,519	612,209	11,406,554	526,892	115,462,277	3,391,827	11,950,627	143,995,905
2010	654,835	440,548	9,252,932	445,852	122,911,572	12,842,964	15,397,309	161,946,012
2011	663,091	268,570	9,631,317	463,832	118,674,595	12,979,111	21,546,605	164,227,121
2012	651,539	65,277	7,940,179	-	97,922,702	10,839,413	20,131,976	137,551,086
2013	657,054	79,929	14,798,216	-	105,208,041	20,631,697	13,512,954	154,887,891
2014	665,212	20,000	21,135,826	-	125,210,607	19,235,170	11,115,579	177,382,394
2015 ⁽¹⁾	678,392	20,000	17,096,232	-	125,911,717	20,239,569	14,951,563	178,897,473
2016 ⁽²⁾	687,528	20,000	10,861,008	-	148,412,832	16,112,836	16,022,604	192,116,808

⁽¹⁾ Estimated

⁽²⁾ Budgeted

**NORTH CENTRAL TEXAS COUNCIL OF GOVERNMENTS
MEMBER CITY AND COUNTY DUES STRUCTURE SUMMARY
Fiscal Year 2016**

COUNTIES	COUNTY DUES		CITY DUES		TOTAL DUES	
	Amount	Percent	Amount	Percent	Amount	Percent
Collin	\$ 8,688	1.3%	79,994	11.6%	\$ 88,682	12.9%
Dallas	24,549	3.6%	256,730	37.3%	281,279	40.9%
Denton	7,349	1.1%	57,840	8.4%	65,189	9.5%
Ellis	1,610	0.2%	7,499	1.1%	9,109	1.3%
Erath	412	0.1%	1,765	0.3%	2,177	0.4%
Hood	560	0.1%	715	0.1%	1,275	0.2%
Hunt	891	0.1%	3,244	0.5%	4,135	0.6%
Johnson	1,584	0.2%	7,316	1.1%	8,900	1.3%
Kaufman	1,093	0.2%	4,125	0.6%	5,218	0.8%
Navarro	486	0.1%	2,208	0.3%	2,694	0.4%
Palo Pinto	287	0.0%	1,543	0.2%	1,830	0.2%
Parker	1,246	0.2%	3,328	0.5%	4,574	0.7%
Rockwall	873	0.1%	4,862	0.7%	5,735	0.8%
Somervell	200	0.0%	200	0.0%	400	0.0%
Tarrant	19,058	2.8%	179,156	26.0%	198,214	28.8%
Wise	620	0.1%	1,797	0.3%	2,417	0.4%
Subtotal	\$ 69,506	10.2%	\$ 612,322	89.0%	\$ 681,828	99.2%
School Districts and Special Districts					5,700	0.8%
TOTAL DUES					\$ 687,528	100.0%

The annual dues for cities under 2,000, school districts, and special districts are \$100 per year. Dues for cities between 2,000 and 5,000 are \$200 per year. Dues for cities over 5,000 are assessed on the basis of \$.10 per capita in Dallas, Tarrant, Denton, and Collin Counties, and \$.08 per capita in the remaining twelve counties. All counties are assessed on the basis of \$.01 per capita with a \$200 minimum. In accordance with the Bylaws of the North Central Texas Council of Governments, the local government membership dues are based on the population estimates as certified annually by the Council.

**NORTH CENTRAL TEXAS COUNCIL OF GOVERNMENTS
STAFFING SUMMARY**

Department	Full Time		
	2014	2015	2016
Agency Management	3	3	3
Agency Administration	37	37	39
Public Affairs	2	2	2
Research & Information Services	27	27	29
Community Services	7	7	7
Area Agency on Aging	19	19	22
9-1-1 Planning	20	21	24
Environment & Development	12	13	13
Transportation	149	148	158
Workforce Development	34	34	39
Emergency Preparedness	12	11	11
Public Employee Benefits Cooperative	4	5	5
Totals	326	327	352

Department	Temporary / Part Time		
	2014	2015	2016
Agency Administration	1	3	3
Research & Information Services	9	9	7
Community Services	-	-	2
Area Agency on Aging	3	3	5
9-1-1 Planning	3	3	4
Environment & Development	1	3	3
Transportation	13	16	17
Workforce Development	1	1	2
Emergency Preparedness	3	2	2
Totals	34	40	45

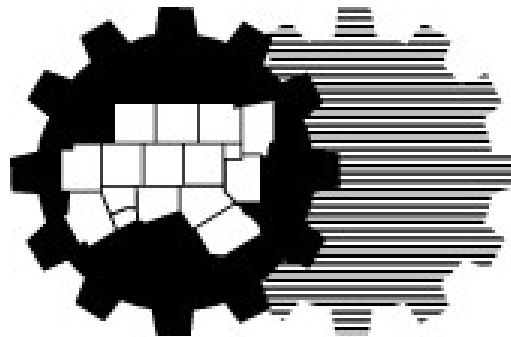
**NORTH CENTRAL TEXAS COUNCIL OF GOVERNMENTS
BUDGET SUMMARY**

Type of Expenditure	Fiscal Year 2014	Fiscal Year 2015	Fiscal Year 2016		
	Actual Expenditures	Budget	Budget	Change	Percentage of Operations
COST OF OPERATIONS					
Salaries	17,502,946	20,380,454	22,467,440	2,086,986	23.04%
Fringe Benefits	7,558,562	8,763,596	9,825,957	1,062,361	10.07%
Indirect	3,985,910	4,717,272	5,236,250	518,978	5.37%
Occupancy	4,821,384	5,118,665	5,357,834	239,169	5.49%
Travel	458,949	690,385	658,362	(32,023)	0.68%
Capital Outlay	1,021,314	1,141,401	2,573,463	1,432,062	2.64%
Contract Services	35,722,114	23,640,130	17,845,099	(5,795,031)	18.30%
Other	23,058,328	14,096,996	33,569,210	19,472,214	34.42%
Total Cost of Operations	94,129,507	78,548,899	97,533,615	18,984,716	100.00%
Total Pass-Through	47,685,643	94,423,088	88,047,481	(6,375,607)	
Total In-Kind	16,406,767	14,951,563	16,022,604	1,071,041	
Total Expenditures	158,221,917	187,923,550	201,603,700	13,680,150	

**NORTH CENTRAL TEXAS COUNCIL OF GOVERNMENTS
FUNDING SUMMARY**

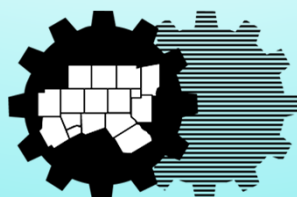
Funding Source	Indirect Charges & Billed Services	Inter - Departmental Transfers	General Fund	Local Governments (In-Kind)	Local Contracts & Services	TOTAL LOCAL FUNDS	State Administered Grants	Federal Grants	TOTAL REVENUES
Agency Management	549,654	(430,000)	697,528	50,000	22,500	889,682	-	50,000	939,682
Agency Administration	6,466,613	2,411,570	-	-	-	8,878,183	-	-	8,878,183
Public Affairs	207,152	-	-	-	10,000	217,152	-	-	217,152
Research & Information Services	2,263,473	3,607,222	-	-	1,637,249	7,507,944	-	-	7,507,944
Area Agency on Aging	-	(175,000)	-	6,743,219	266,000	6,834,219	7,744,740	-	14,578,959
9-1-1 Planning	-	(150,000)	-	-	40,000	(10,000)	11,021,810	-	10,911,810
Regional Police Academy	-	(25,000)	-	-	400,176	375,176	751,971	-	1,127,147
Criminal Justice Planning	-	(20,000)	-	-	-	(20,000)	222,049	-	202,049
Training & Development Institute	-	36,480	-	-	228,138	264,618	-	-	264,618
Environment and Development	-	95,000	-	-	1,264,000	1,359,000	1,491,784	1,515,000	4,365,784
Transportation	-	(2,457,480)	-	4,218,535	4,415,088	6,176,143	55,794,184	14,392,086	76,362,413
Workforce Development	-	(2,591,667)	-	3,601,867	-	1,010,200	67,063,255	155,750	68,229,205
Emergency Preparedness	-	(132,000)	-	1,408,983	926,916	2,203,899	4,323,039	-	6,526,938
Public Employee Benefits Cooperative	-	(169,125)	-	-	1,660,941	1,491,816	-	-	1,491,816
Total Available Revenue:	9,486,892	-	697,528	16,022,604	10,871,008	37,078,032	148,412,832	16,112,836	201,603,700

Program Description	Fiscal Year 2014 Actual			Fiscal Year 2015 Budget			Fiscal Year 2016 Budget		
	Operations	Pass - Through / In-Kind	TOTAL EXPENDITURES	Operations	Pass - Through / In-Kind	TOTAL EXPENDITURES	Operations	Pass - Through / In-Kind	TOTAL EXPENDITURES
Agency Management	611,966	9,368	621,334	862,613	50,000	912,613	889,682	50,000	939,682
Agency Administration	7,762,353	-	7,762,353	8,520,667	-	8,520,667	8,878,183	-	8,878,183
Public Affairs	164,959	-	164,959	203,708	-	203,708	217,152	-	217,152
Research & Information Services	6,965,991	-	6,965,991	7,235,859	-	7,235,859	7,507,944	-	7,507,944
Community Services	1,616,967	720	1,617,687	1,579,833	-	1,579,833	1,593,814	-	1,593,814
Area Agency on Aging	3,156,405	10,579,326	13,736,331	3,120,563	10,254,917	13,375,480	3,715,035	10,863,924	14,578,959
9-1-1 Planning	6,556,594	47,804	6,604,398	4,793,828	1,807,460	6,601,288	8,619,083	2,292,727	10,911,810
Environment and Development	2,438,161	44,264	2,482,425	2,758,283	439,870	3,198,153	3,699,565	666,219	4,365,784
Transportation	49,251,670	5,968,949	55,220,619	36,711,329	36,715,059	73,426,388	48,254,832	28,107,581	76,362,413
Workforce Development	11,806,287	46,394,605	58,200,892	6,913,095	58,392,463	65,305,558	7,548,554	60,680,651	68,229,205
Emergency Preparedness	2,783,784	1,046,774	3,830,558	4,656,818	1,714,882	6,371,700	5,117,955	1,408,983	6,526,938
Public Employee Benefits Cooperative	1,014,370	-	1,014,370	1,192,303	-	1,192,303	1,491,816	-	1,491,816
Total Expenditures:	94,129,507	64,092,410	158,221,917	78,548,899	109,374,651	187,923,550	97,533,615	104,070,085	201,603,700



**North Central Texas
Council of Governments**

The Work Program



North Central Texas Council of Governments

AGENCY MANAGEMENT PROGRAM SUMMARY

MISSION AND GOALS STATEMENT

Agency Management is the responsibility of the Executive Director's Office and includes providing staff support to the Executive Board. As the Chief Executive and Administrative Officer, the Executive Director's primary mission is to effectively and efficiently carry out the policies and directives of the Executive Board and supervise the day-to-day activities of the Agency. This office also maintains the official minutes, resolutions, bylaws and committee appointments records for the Board of Directors.

The goals and objectives for Fiscal Year 2015 - 2016 include:

Executive Board Support

- Coordinate the development and timely distribution of briefing and policy statements to assist the Board in making informed decisions at monthly Board meetings.
- Conduct a comprehensive orientation session for new Board members within one month of their election.
- Provide the Board adequate and timely opportunities to discuss policy issues related to the Annual Work Program and budget.

Membership Outreach and Support

- Conduct an annual meeting of the General Assembly.
- Conduct meetings for City Managers to provide opportunities to discuss common issues and problems, to relate new or innovative approaches for delivery of municipal programs and to explore cooperative approaches to service delivery.
- Speak to educational, civic or professional organizations six to twelve times annually to inform them on current regional issues and promote regionalism.
- Serve as secretariat to the North Texas City Management Association and assist them in the facilitation of meetings and programs.
- Serve as Treasury to the Urban Management Assistants of North Texas receiving and depositing their checks and assisting with the collection of membership dues.
- Staff the NCTCOG Clean Air Steering Committee and represent the region on air quality matters with the Texas Commission on Environmental Quality, Environmental Protection Agency, and with the Texas Clean Air Working Group.
- Conduct and publish two information surveys for the membership relative to tax rates and fees for services.
- Provide timely responses to requests for information received from member governments, state and federal officials and local businesses on topics such as grants-in-aid, finance, planning and zoning, state and federal laws, economic development and local government operating procedures.

Staff Support and Development

- Hold at least one meeting each month with department directors to discuss common issues, to foster teamwork, to determine the best approach to implementing Board policy directives and to discuss emerging issues or future needs.
- Allocate time each week to visit individually with each director to assure that they are receiving the proper direction, support and resources to carry out their mission, to receive status reports on projects and to help guide their efforts in delivering services to the membership.
- Assure that the entire agency is receiving proper training on new laws and regulations which affect the organization or the membership, concerning new or better techniques of providing services, best personnel practices, technical changes or advances in applicable career fields and improving customer service.
- Meet with individual employees on any work-related concerns or problems within one week after request is received.

Special Projects

- Provide leadership and facilitate the development of special projects, which benefit the membership by saving money and by increasing productivity and/or effectiveness.
- Review and promote opportunities for member local governments to conserve public resources through cooperative arrangements.
- Facilitate Executive Board and local government involvement in the effort to achieve attainment of The Federal Clean Air Act within affected counties.
- Continue to assist member governments to accommodate new responsibilities as the federal and state governments devolve programs to local governments.
- Provide leadership and support for the Vision North Texas Program.

Economic Development

- Administer the EDA Planning Grant to develop a Comprehensive Economic Development Strategy for the North Central Texas Region.
- Facilitate and manage the regional production of a Comprehensive Economic Development Strategy.
- Provide leadership and facilitate the formulation and implementation of a regional economic development program.
- Hold monthly cluster meetings to discuss common and uncommon issues impacting economic development needs in the region.
- Hold quarterly strategy committee meetings to build the Comprehensive Economic Development Strategy document.
- Prepare and submit quarterly performance and progress reports to EDA.

NCTCOG DEPARTMENTAL STAFFING SUMMARY
DEPARTMENT: AGENCY MANAGEMENT

Position Title	Grade	Full-Time		
		2014	2015	2016
Executive Director	B-35	1	1	1
Assistant to Executive Director	B-26	1	1	1
Administrative Assistant II	A-17	1	1	1
Totals		3	3	3

NCTCOG DEPARTMENTAL BUDGET SUMMARY
DEPARTMENT: AGENCY MANAGEMENT

Type of Expenditure	Fiscal Year 2014	Fiscal Year 2015	Fiscal Year 2016		
	Actual Expenditures	Budget	Budget	Change	Percentage of Operations
COST OF OPERATIONS					
Salaries	329,222	329,100	339,893	10,793	38.20%
Fringe Benefits	143,837	141,513	148,533	7,020	16.70%
Indirect	720	-	-	-	-
Occupancy	21,413	20,863	21,002	139	2.36%
Travel	4,794	7,400	7,400	-	0.83%
Capital Outlay	-	-	-	-	-
Contract Services	201	-	-	-	-
Other	111,779	363,737	372,854	9,117	41.91%
Total Cost of Operations	611,966	862,613	889,682	27,069	100.00%
Total Pass-Through	-	-	-	-	
Total In-Kind	9,368	50,000	50,000	-	
Total Expenditures	621,334	912,613	939,682	27,069	

NCTCOG DEPARTMENTAL FUNDING SUMMARY
DEPARTMENT: AGENCY MANAGEMENT

Funding Source	Indirect Charges & Billed Services	Inter-Departmental Transfers	General Fund	Local Governments (In-Kind)	Local Contracts	TOTAL LOCAL FUNDS	State Administered Grants	Federal Grants	TOTAL REVENUES
North Central Texas Council of Governments	549,654	-	697,528	-	-	1,247,182	-	-	1,247,182
United States Department of Commerce	-	-	-	50,000	-	50,000	-	50,000	100,000
Local Governments	-	-	-	-	22,500	22,500	-	-	22,500
Transportation Department	-	(65,000)	-	-	-	(65,000)	-	-	(65,000)
Environment & Development Department	-	(140,000)	-	-	-	(140,000)	-	-	(140,000)
Research & Information Services Department	-	(225,000)	-	-	-	(225,000)	-	-	(225,000)
Total Available Revenue:	549,654	(430,000)	697,528	50,000	22,500	889,682	-	50,000	939,682

Program Description	Fiscal Year 2014 Actual			Fiscal Year 2015 Budget			Fiscal Year 2016 Budget		
	Operations	Pass - Through / In-Kind	TOTAL EXPENDITURES	Operations	Pass - Through / In-Kind	TOTAL EXPENDITURES	Operations	Pass - Through / In-Kind	TOTAL EXPENDITURES
Agency Management - Indirect	527,805	-	527,805	531,721	-	531,721	549,654	-	549,654
Non-Project Expenditures, Local	59,835	-	59,835	193,392	-	193,392	202,528	-	202,528
Economic Development	5,359	9,368	14,727	50,000	50,000	100,000	50,000	50,000	100,000
Regional Local Assistance	12,613	-	12,613	65,000	-	65,000	65,000	-	65,000
General Assembly	6,128	-	6,128	20,000	-	20,000	20,000	-	20,000
Urban Management Assistants of North Texas	-	-	-	1,000	-	1,000	1,000	-	1,000
North Texas City Manager's Association	226	-	226	1,500	-	1,500	1,500	-	1,500
Total Expenditures:	611,966	9,368	621,334	862,613	50,000	912,613	889,682	50,000	939,682

AGENCY ADMINISTRATION PROGRAM SUMMARY

MISSION AND GOALS STATEMENT

Agency Administration provides the following services: purchasing, human resources, insurance, accounting, retirement system, budgeting and financial control, grant administration, internal audit, subcontractor fiscal monitoring, records management, office space, equipment management, centralized mail and office supply distribution and operation of the print shop.

The mission of this department is to provide administrative service for the functional departments within the agency, to develop an understanding of agency policy and operating procedures, to assist the functional departments with their financial management needs and to provide technical assistance to local governments in the area of current financial management practices.

The goals and objectives for Fiscal year 2015-2016 include:

- Preparation of the Comprehensive Annual Financial Report.
- Continue to address legislative changes within grant sources.
- Continued automation of budget preparation.
- Evaluate and update personnel policies and procedures in accordance with current regulations.
- Update guidelines for record retention procedures.
- Analysis and reporting of indirect costs and allocation.
- Analysis and reporting of fringe benefits costs and allocation.
- Review and make recommendations for health care options.
- Provide supervisory and employee training for the agency.
- Provide support for GFOAT regional roundtables.
- Work with local governments to establish shared services plans.
- Continue to seek solutions to lower the operating costs of building leases.
- Continue development of management information services (Business Intelligence Reporting) to assist program managers in management of their respective areas.
- Implementation of Performance Management System.
- Evaluate and implement electronic purchasing workflow capabilities.
- Transportation RTR reporting Phase II web reports.
- Evaluate document imaging technology and develop implementation plan.
- Continue the process of centralizing the payment of Workforce operations.
- Evaluate and update procurement policies and procedures.
- Development of a cooperative purchasing program.

NCTCOG DEPARTMENTAL BUDGET SUMMARY
DEPARTMENT: AGENCY ADMINISTRATION

Type of Expenditure	Fiscal Year 2014	Fiscal Year 2015	Fiscal Year 2016		
	Actual Expenditures	Budget	Budget	Change	Percentage of Operations
COST OF OPERATIONS					
Salaries	2,314,160	2,384,833	2,583,625	198,792	29.10%
Fringe Benefits	1,008,925	1,025,478	1,129,044	103,566	12.72%
Indirect	276,616	272,463	292,717	20,254	3.30%
Occupancy ⁽¹⁾	2,696,284	2,871,194	2,968,021	96,827	33.43%
Travel	14,105	10,100	10,100	-	0.11%
Capital Outlay	-	-	-	-	-
Contract Services	421,854	420,400	548,761	128,361	6.18%
Other	1,030,409	1,536,199	1,345,915	(190,284)	15.16%
Total Cost of Operations	7,762,353	8,520,667	8,878,183	357,516	100.00%
Total Pass-Through	-	-	-	-	
Total In-Kind	-	-	-	-	
Total Expenditures	7,762,353	8,520,667	8,878,183	357,516	

⁽¹⁾ Includes internal service charges of approximately \$2.5 million

NCTCOG DEPARTMENTAL FUNDING SUMMARY
DEPARTMENT: AGENCY ADMINISTRATION

Funding Source	Indirect Charges & Billed Services	Inter - Departmental Transfers	General Fund	Local Governments (In-Kind)	Local Contracts	TOTAL LOCAL FUNDS	State Administered Grants	Federal Grants	TOTAL REVENUES
North Central Texas Council of Governments	6,233,463	-	-	-	-	6,233,463	-	-	6,233,463
Transportation Department	-	1,225,000	-	-	-	1,225,000	-	-	1,225,000
Workforce Development Department	-	603,570	-	-	-	603,570	-	-	603,570
Print Shop	233,150	-	-	-	-	233,150	-	-	233,150
Area Agency on Aging Department	-	175,000	-	-	-	175,000	-	-	175,000
9-1-1 Planning Department	-	150,000	-	-	-	150,000	-	-	150,000
Emergency Preparedness Department	-	97,000	-	-	-	97,000	-	-	97,000
Community Services Department	-	70,000	-	-	-	70,000	-	-	70,000
Environment & Development Department	-	51,000	-	-	-	51,000	-	-	51,000
Research & Information Services Department	-	40,000	-	-	-	40,000	-	-	40,000
Total Available Revenue:	6,466,613	2,411,570	-	-	-	8,878,183	-	-	8,878,183

Program Description	Fiscal Year 2014 Actual			Fiscal Year 2015 Budget			Fiscal Year 2016 Budget		
	Operations	Pass - Through / In-Kind	TOTAL EXPENDITURES	Operations	Pass - Through / In-Kind	TOTAL EXPENDITURES	Operations	Pass - Through / In-Kind	TOTAL EXPENDITURES
Facilities Management	2,362,335	-	2,362,335	2,525,900	-	2,525,900	2,569,000	-	2,569,000
Agency Administration	2,226,754	-	2,226,754	2,285,312.00	-	2,285,312	2,429,630	-	2,429,630
Agency Operations	842,190	-	842,190	1,120,843	-	1,120,843	1,234,833	-	1,234,833
Transportation Department Support	884,813	-	884,813	1,154,980	-	1,154,980	1,225,000	-	1,225,000
Workforce Development Department Support	693,319	-	693,319	607,482	-	607,482	603,570	-	603,570
Print Shop	228,767	-	228,767	233,150	-	233,150	233,150	-	233,150
Area Agency on Aging Department Support	166,817	-	166,817	167,000	-	167,000	175,000	-	175,000
9-1-1 Planning Department Support	65,035	-	65,035	175,000	-	175,000	150,000	-	150,000
Emergency Preparedness Department Support	127,732	-	127,732	90,000	-	90,000	97,000	-	97,000
Community Services Department Support	59,257	-	59,257	70,000	-	70,000	70,000	-	70,000
Environmental & Development Department Support	32,359	-	32,359	51,000	-	51,000	51,000	-	51,000
Research & Information Services Department Support	47,487	-	47,487	40,000	-	40,000	40,000	-	40,000
Special Projects	25,488	-	25,488	-	-	-	-	-	-
Total Expenditures:	7,762,353	-	7,762,353	8,520,667	-	8,520,667	8,878,183	-	8,878,183

PUBLIC AFFAIRS PROGRAM SUMMARY

MISSION AND GOALS STATEMENT

The Public Affairs Division, under the direction of the Executive Director's Office, facilitates effective communication to promote coordination among and participation by local governments and their officials in North Central Texas. This division serves as a distribution point for NCTCOG related reports, maps, and information; provides information to media representatives across the region; and provides staff with public information tools, and graphics design services.

The goals and objectives for Fiscal Year 2015-2016 include:

Disseminate Public Information

- Coordinate, provide graphics, edit and produce (a) *It's Your Region*, a monthly regional newsletter about NCTCOG activities and services; (b) the *Insiders Newsletter*, a monthly summary of the Executive Board agenda; and (c) a *Regional Directory*, an annual directory which lists elected and appointed officials in NCTCOG's 16-county region.
- Provide support to NCTCOG departments in the design and production of catalogs, brochures, fact sheets, newsletters, and other materials to market NCTCOG's services and activities.
- Serve as a distribution point for free information generated through regional planning activities and as a storefront for the sale of statistical data, maps, and publications.
- Provide receptionist to serve as the first point of contact and referral for telephone clients, in-house visitors, customers, and the general public.
- Provide a wide variety of internal services to the agency, including a monthly newsletter for NCTCOG employees; creative support (graphic design, page layout and editing, photography and scans, and printing specifications); routing of periodicals and other materials to staff; and maintenance of computerized mailing lists.
- Provide a wide variety of external services on behalf of the agency, including preparation and dissemination of news releases; major mailings to member governments; management of the central reception area, and response to telephone, visitor, and e-mail requests for assistance, information and referral.

NCTCOG DEPARTMENTAL STAFFING SUMMARY
DEPARTMENT: PUBLIC AFFAIRS

Position Title	Grade	Full Time		
		2014	2015	2016
Information Center Assistant	B-14	1	1	1
Receptionist	A-11	1	1	1
Totals		2	2	2

The Assistant to the Executive Director is partially allocated to this program.

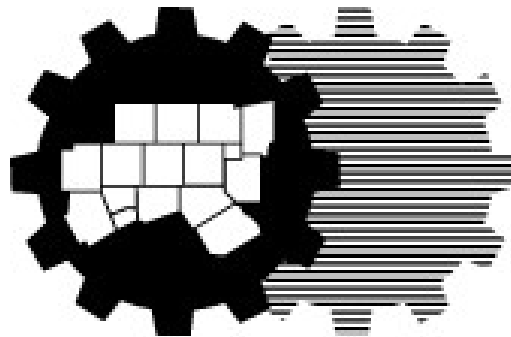
NCTCOG DEPARTMENTAL BUDGET SUMMARY
DEPARTMENT: PUBLIC AFFAIRS

Type of Expenditure	Fiscal Year 2014	Fiscal Year 2015	Fiscal Year 2016		
	Actual Expenditures	Budget	Budget	Change	Percentage of Operations
COST OF OPERATIONS					
Salaries	71,651	105,402	107,933	2,531	49.70%
Fringe Benefits	31,304	45,323	47,167	1,844	21.72%
Indirect	-	-	-	-	-
Occupancy	25,058	24,414	24,577	163	11.32%
Travel	3	-	-	-	-
Equipment	-	-	-	-	-
Contract Services	292	-	-	-	-
Other	36,651	28,569	37,475	8,906	17.26%
Total Cost of Operations	164,959	203,708	217,152	13,444	100.00%
Total Pass-Through	-	-	-	-	
Total In-Kind	-	-	-	-	
Total Expenditures	164,959	203,708	217,152	13,444	

NCTCOG DEPARTMENTAL FUNDING SUMMARY
DEPARTMENT: PUBLIC AFFAIRS

Funding Source	Indirect Charges & Billed Services	Inter - Departmental Transfers	General Fund	Local Governments (In-Kind)	Local Contracts	TOTAL LOCAL FUNDS	State Administered Grants	Federal Grants	TOTAL REVENUES
North Central Texas Council of Governments Information Center Sales	207,152	-	-	-	10,000	207,152	-	-	207,152
	-	-	-	-	-	10,000	-	-	10,000
Total Available Revenue:	207,152	-	-	-	10,000	217,152	-	-	217,152

Program Description	Fiscal Year 2014 Actual			Fiscal Year 2015 Budget			Fiscal Year 2016 Budget		
	Operations	Pass - Through / In-Kind	TOTAL EXPENDITURES	Operations	Pass - Through / In-Kind	TOTAL EXPENDITURES	Operations	Pass - Through / In-Kind	TOTAL EXPENDITURES
Public Affairs Information Center	70,018	-	70,018	113,624	-	113,624	124,248	-	124,248
	94,941	-	94,941	90,084	-	90,084	92,904	-	92,904
Total Expenditures:	164,959	-	164,959	203,708	-	203,708	217,152	-	217,152



**North Central Texas
Council of Governments**

RESEARCH AND INFORMATION SERVICES PROGRAM SUMMARY

MISSION AND GOALS STATEMENT

The mission of the North Central Texas Council of Governments' (NCTCOG) Research and Information Services (RIS) Department is four-fold:

1. To provide objective information and analysis on the development of the region for use in area planning and economic development activities
2. To support the information technology needs of NCTCOG
3. To assist local governments in the areas of information technology, and information analysis.
4. To offer shared service opportunities to the region where opportunities exist

RIS develops and supports:

- **Infrastructure Services**
- **Information Security**
- **Regional Information**
- **Regional Geographic Information System (GIS) Coordination**
- **Application Development and Support Services**
- **Consulting and Project Management Services**
- **Shared Services**

Information on the region and RIS activities is provided to the public through a variety of publications and via the Internet.

INFRASTRUCTURE SERVICES

The goal of the Infrastructure group is to provide the technological foundation upon which the majority of the Agency's programs depend. The group accomplishes its goal by designing, installing, and providing post-installation support of the Agency's:

- Centralized file storage and backup;
- Database servers;
- Web hosting servers;
- Desktop computers, printers, scanners;
- Local area network switching and connectivity;
- Local area network and desktop printing;
- Wide area network connectivity;
- Internet connectivity;
- E-mail services;
- VOIP phone system;
- Cloud service management;
- Vendor/contract management;
- Network security and virus defense; and
- Remote access, virtual private networking, and terminal services.

INFORMATION SECURITY

The Information Security Office works to safeguard the confidentiality, integrity, and availability of the Agency's information systems by implementing and maintaining network, application, and endpoint protection systems. The Office is also responsible for maintaining the Agency's Information Security Policy,

providing Security Awareness Training to employees, and keeping them abreast of current security threats. In addition, the Office is responsible for assessing the risks associated with the implementation of new technologies or applications, and for continually evaluating the risks associated with operating or updating current systems.

REGIONAL INFORMATION

The RIS department supports a variety of demographic needs across North Central Texas. Data and analyses created through this program are used in regional planning, environmental analysis, area economic development, and other projects that require information on demographic and development patterns in North Central Texas.

- **DEVELOPMENT MONITORING:** Development information required for regional and local projects, including commercial structures, major employers, and multi-family residential is collected, maintained and organized.
- **ANNUAL POPULATION AND HOUSING ESTIMATES:** Surveys are sent to and received from local jurisdictions for residential building permit and completion information and demographic trends in area cities and counties are reviewed. Products resulting from these analyses include annual population and housing estimates by housing type for individual cities and counties.
- **CENSUS SUPPORT:** RIS provides local dissemination and technical support of census data. This includes adding value to census data by making it accessible in reports, in geographic data files, and as downloadable data. RIS also facilitates training regarding use of census data and develops tools that facilitate practical application of census data.
- **DEMOGRAPHIC FORECASTS:** The NCTCOG Demographic Forecast provides long-range, small-area population and employment projections. Forecasts are created about every five years, and typically forecast 30-35 years into the future. RIS works with the NCTCOG Transportation Department in development of these forecasts. Local governments participate by reviewing preliminary forecasts and by providing data to improve their accuracy. These forecasts are used in local and regional urban planning, economic development, homeland security, transportation planning, and various resource allocations.
- **SMALL-AREA ESTIMATES:** RIS applies a uniquely devised allocation method to federal data to develop employment estimates by major industry sector. These are available at the census tract, city, and county levels.
- **TECHNICAL ASSISTANCE AND SPECIALIZED ANALYSIS:** RIS responds to a variety of request for general assistance both internally and externally. To respond to these requests, RIS staff endeavor to have a good understanding not just of NCTCOG data, but of data available from other sources as well. The assistance requests can vary from simply looking up a value in a table to providing a detailed explanation regarding the appropriate use of specific data. RIS also provides specialized analytical services. This is primarily internal, but is available on a fee-for-service basis for external customers as well when resources are available.
- **RISN:** The Research and Information Services Network (RISN) provides a framework for making data that is either processed or developed by RIS easily accessible to users. In addition to the data, RIS provides a variety of tools that enhance the user's ability to interact with the information. This includes the ability to display and overlay multiple layers, query data layers, produce attractive and meaningful reports, and share data over the Internet.
- **GEOGRAPHIC SYSTEM INFORMATION (GIS) DATA:** RIS supports the GIS efforts throughout the agency and region. In-house, this includes updating software; purchasing and installing new hardware; database management; updating and creating GIS layers such as land use, roads, hydrology,

features, entity boundaries, and others; and building automated tools and coordinating agency-wide GIS efforts. Technical support for this quickly changing technology is a core component of this service. Internally, GIS data is made available through a specialized toolbar. Externally, GIS data is accessible through the Regional Data Center. Custom map development is available on a for-fee basis, resource permitting.

REGIONAL GIS COORDINATION

Support for our region is realized through cooperative purchases of data such as aerial photography, elevation contours, and planimetrics; the coordinating of the regional GIS meetings and training; and support for cities establishing a GIS by providing technical assistance when resources are available.

- **AERIAL PHOTOGRAPHY:** The RIS department continues to provide high quality orthophotography for the entire NCTCOG Region. This involves coordinating the purchase and ongoing maintenance and support of orthophotography for over 100 members including counties, cities, local jurisdictions, state and federal agencies and creating a seamless aerial base map to be use in engineering and planning projects, as well as Emergency Preparedness and 9-1-1 applications. This cooperative purchase program allows members to realize significant savings.
- **REGIONAL GIS COORDINATION:** The RIS department holds regional GIS meetings for all interested GIS professionals. These meetings offer lectures and demonstrations by other GIS professionals on new technology and various GIS-related projects. They gives our members a chance to keep up with new developments in their profession, as well as improve communications between all members. Over 100 participants from all over the region have attended these meetings and in the past year, they have been attended by officials from state level agencies.
- **PLANIMETRICS:** The RIS department is coordinating the generation of Planimetrics (*building footprints, parking lots, road edges, sidewalks, fences, lakes, ponds, creeks, bridges and tree canopies*) for all interested members. By coordinating the project on a region-level, we are once again able to greatly reduce the acquisition cost for these types of data. This also assists our smaller entities with limited resources to benefit from this type of data that would not normally be available to them.

APPLICATION DEVELOPMENT AND SUPPORT SERVICES

This program provides on-going support to the Agency and member governments implementing GIS, custom data processing and analysis, and Internet technologies. In addition to assisting other NCTCOG departments and local governments in developing information standards, RIS also acts as an information clearinghouse to local governments in North Central Texas. The department also provides Internet resources to its member governments.

- **WEB DEVELOPMENT:** The RIS department is responsible for designing and administering the Agency web site. This includes developing custom web applications to deliver interactive queries of NCTCOG data. In addition, the RIS department develops custom web applications for local governments. Examples include development and maintenance of the Dallas County Elections web site, a local government performance measurement web site and an online municipal fee survey.
- **CUSTOM DEMOGRAPHIC ANALYSIS AND SUPPORT:** The RIS department serves as a technical support center for demographic information and analysis. This support includes custom demographic radius reports, custom maps, and general demographic information assistance. Requests for support come from NCTCOG staff, the general public, and local, state, and federal governments.
- **DATA APPLICATIONS:** RIS is supporting multiple enterprise databases that address key functions as diverse as employee health-care eligibility, accounting, auto inspections, demographic forecasts, live data analysis, tornado damage impacts, and geographic information system implementation.

The goal is to provide efficient operational procedures, application development, and data analysis to improve decision-making for the agency and region. Web and interactive tools provide a window to over 7 terabytes of managed digital data, and innovative techniques are developed to make the data most useful to operational users. RIS works to merge web, database, GIS, and data analysis technologies together into a robust set of tools that bring multiple data sources together. Applications include:

- Entity insurance data processing
- Toll Revenue Reporting Tools
- Regional Asset Tracking Tools
- Regional Hazard Analysis Tools
- AirCheck Texas application database support
- Agency database application development and support
- Severe weather data analysis for regional and federal programs
- Transportation ITS database design, support and development

CONSULTING AND PROJECT MANAGEMENT SERVICES

RIS provides IT project management and consulting services to support Agency initiatives. This includes business analysis, risk assessment, project scoping/requirements gathering, business process improvement, procurement assistance and solution/vendor evaluation/selection.

SHARED SERVICES:

This program consists of a series of initiatives coordinated by the Administration and RIS departments and designed to address the common needs of multiple local government agencies. These initiatives are defined entirely by member agencies to bring value through reduced cost, collaborative wisdom, consortium purchasing power, and reduced risk. Current initiatives coordinated by RIS include:

- Lawson ERP services
- Research and Information Services Network (RISN)
- Aerial Photography
- Planimetrics

New programs are reviewed when they are presented to determine if they are appropriate additions to the Shared Services Initiatives. Details about the last two items listed are provided under the Geographic Information Systems category above.

NCTCOG DEPARTMENTAL STAFFING SUMMARY
DEPARTMENT: RESEARCH & INFORMATION SERVICES

Position Title	Grade	Full Time		
		2014	2015	2016
Director of Research & Information Services/CIO	B-32	1	1	1
Chief Technology Officer	B-29	1	1	1
IT Infrastructure Manager	B-28	1	1	1
Manager of Research	B-28	1	1	1
IT Applications manager	B-28	1	1	1
Data Applications Manager	B-27	1	1	1
Information Security Officer	B-27	1	1	1
Senior Sharepoint Administrator	B-26	-	1	1
Network (Systems) Engineer	B-26	1	1	1
Solutions Analyst	B-24	1	-	-
Web Developer	B-24	3	3	3
Senior Network Administrator	B-24	1	2	3
IT Project Manager	B-24	-	-	1
Senior Research Associate	B-23	1	1	1
Network Administrator II	B-23	1	-	-
GIS Application Developer	B-22	1	1	1
Database Administrator	B-22	2	2	1
Information Services Coordinator	B-22	1	1	1
Network Administrator I	B-22	1	1	-
GIS Technician II	B-20	-	1	1
Network Specialist	B-20	1	3	3
GIS Technician	B-19	-	-	1
Research Associate II	B-19	2	2	2
Technology Support Specialist	B-19	3	-	-
Computer Support Technician	B-17	-	1	1
Senior Administrative Assistant	A-15	1	-	1
	Totals	27	27	29

Position Title	Grade	Temporary / Part Time		
		2014	2015	2016
Web Developer	B-24	-	-	1
GIS Project Coordinator	B-22	1	1	1
Network Administrator I	B-22	-	-	1
GIS Technician	B-20	1	-	-
Senior Administrative Assistant	A-15	-	1	-
Administrative Assistant	A-13	-	1	-
Intern	A-09	7	6	4
	Totals	9	9	7

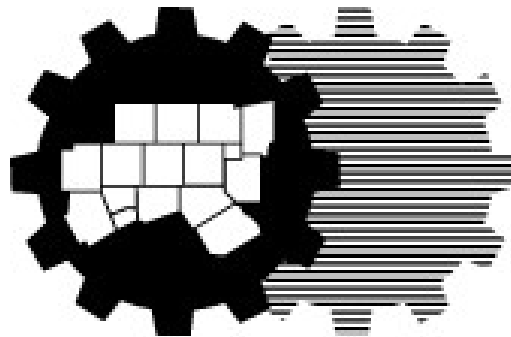
NCTCOG DEPARTMENTAL BUDGET SUMMARY
DEPARTMENT: RESEARCH & INFORMATION SERVICES

Type of Expenditure	Fiscal Year 2014	Fiscal Year 2015	Fiscal Year 2016		
	Actual Expenditures	Budget	Budget	Change	Percentage of Operations
COST OF OPERATIONS					
Salaries	1,849,283	2,222,049	2,399,594	177,545	31.96%
Fringe Benefits	795,215	955,481	1,048,623	93,142	13.97%
Indirect	449,432	562,423	610,334	47,911	8.13%
Occupancy	223,010	190,469	169,070	(21,399)	2.25%
Travel	16,015	26,800	26,800	-	0.36%
Capital Outlay	78,774	45,000	470,000	425,000	6.26%
Contract Services	1,433,013	1,330,184	680,042	(650,142)	9.06%
Other	2,121,249	1,903,453	2,103,481	200,028	28.02%
Total Cost of Operations	6,965,991	7,235,859	7,507,944	272,085	100.00%
Total Pass-Through	-	-	-	-	
Total In-Kind	-	-	-	-	
Total Expenditures	6,965,991	7,235,859	7,507,944	272,085	

NCTCOG DEPARTMENTAL FUNDING SUMMARY
DEPARTMENT: RESEARCH & INFORMATION SERVICES

Funding Source	Indirect Charges & Billed Services	Inter-Departmental Transfers	General Fund	Local Governments (In-Kind)	Local Contracts	TOTAL LOCAL FUNDS	State Administered Grants	Federal Grants	TOTAL REVENUES
North Central Texas Council of Governments	2,263,473	-	-	-	-	2,263,473	-	-	2,263,473
Workforce Development Department	-	1,988,097	-	-	-	1,988,097	-	-	1,988,097
Fee for Service	-	-	-	-	1,637,249	1,637,249	-	-	1,637,249
Transportation Department	-	1,157,500	-	-	-	1,157,500	-	-	1,157,500
Agency Management	-	225,000	-	-	-	225,000	-	-	225,000
Public Employees Benefits Cooperative	-	169,125	-	-	-	169,125	-	-	169,125
Environment & Development Department	-	82,500	-	-	-	82,500	-	-	82,500
Emergency Preparedness Department	-	25,000	-	-	-	25,000	-	-	25,000
Administration Department	-	(40,000)	-	-	-	(40,000)	-	-	(40,000)
Total Available Revenue:	2,263,473	3,607,222	-	-	1,637,249	7,507,944	-	-	7,507,944

Program Description	Fiscal Year 2014 Actual			Fiscal Year 2015 Budget			Fiscal Year 2016 Budget		
	Operations	Pass - Through / In-Kind	TOTAL EXPENDITURES	Operations	Pass - Through / In-Kind	TOTAL EXPENDITURES	Operations	Pass - Through / In-Kind	TOTAL EXPENDITURES
Workforce Development Department Support	1,611,474	-	1,611,474	1,765,195	-	1,765,195	1,964,850	-	1,964,850
Network Support	1,487,213	-	1,487,213	1,527,330	-	1,527,330	1,791,409	-	1,791,409
CityNet	1,425,780	-	1,425,780	1,319,468	-	1,319,468	1,157,915	-	1,157,915
Transportation Department Support	267,699	-	267,699	741,545	-	741,545	754,413	-	754,413
Demographic Forecasting	379,088	-	379,088	426,990	-	426,990	452,027	-	452,027
GIS Support	458,383	-	458,383	595,389	-	595,389	447,750	-	447,750
Fee for Service	403,942	-	403,942	177,666	-	177,666	278,477	-	278,477
Local Government Support	171,206	-	171,206	223,779	-	223,779	223,776	-	223,776
Public Employees Benefits Cooperative Support	100,396	-	100,396	167,088	-	167,088	168,211	-	168,211
Aerial Photography	423,720	-	423,720	198,914	-	198,914	99,456	-	99,456
Web Consulting Services	57,306	-	57,306	92,495	-	92,495	92,494	-	92,494
Environment & Development Department Support	493	-	493	-	-	-	52,214	-	52,214
Emergency Preparedness Department Support	38,737	-	38,737	-	-	-	24,952	-	24,952
Administration Department Support	136,240	-	136,240	-	-	-	-	-	-
Community Services Department Support	4,314	-	4,314	-	-	-	-	-	-
Total Expenditures:	6,965,991	-	6,965,991	7,235,859	-	7,235,859	7,507,944	-	7,507,944



**North Central Texas
Council of Governments**

COMMUNITY SERVICES PROGRAM SUMMARY

MISSION AND GOALS STATEMENT

The mission of Community Services is to provide assistance to planning, implementing, maintaining, and coordinating programs in criminal justice; and offering training opportunities for law enforcement and other local government personnel. The functional program areas involved in carrying out this mission include: Criminal Justice, Regional Training (Law Enforcement and Local Governments).

Criminal Justice

The Fiscal Year 2016 Annual Criminal Justice Budget for North Central Texas was developed to incorporate the needs of local governments and non-profit agencies, and to meet "Interlocal Agreement" requirements with the Office of the Governor's Criminal Justice Division.

Technical and operational assistance to more than 200 public and private agencies will be provided for the development and implementation of new and continuation criminal justice programs, grant application workshops, preparation of grant applications, and to meet the administrative requirements of the Criminal Justice Division.

Program support will be provided to the Criminal Justice Policy Development Committee (CJPDC), which sets policy consistent with the Criminal Justice Division's FY 2016 "Interlocal Agreement". The Committee will recommend program priorities to the Executive Board for endorsement before sending priority lists to CJD.

The Regional Training Program

Regional Police Academy

The Regional Police Academy will conduct more than 115 in service law enforcement training courses during fiscal year 2015/2016. Texas Peace Officers must meet the Texas Commission on Law Enforcement (TCOLE) requirements of forty hours of training in two, two-year training units, for a total of eighty-hours of training for the four year training cycles, to include legislatively mandated training.

In addition, depending on demand, a minimum of five and possibly a maximum 8 Basic Peace Officer courses will be offered for approximately 120 to 150 new recruit officers.

Off-Site Training Programs can be conducted, upon request at local sites throughout the region allowing officers in the outlying areas to receive training.

Training & Development Institute

The Training & Development Institute provides a variety of professional development and training opportunities for public sector entities in the North Central Texas region.

Local Government Training: For the 2016 fiscal year, the Training & Development Institute (TDI) will offer, host, and support a number of classes, workshops, programs, and other activities both onsite and offsite. New offerings will be launched in the areas of public works, development, public finance, human resources, and more.

In addition to new, expanded offerings, the TDI will continue to offer Texas Commission on Environmental Quality-Approved water and waste water classes as well as computer-based licensing test sessions.

The TDI will continue to host the Texas Certified Public Manager program throughout the year as well as offering other management and leadership training for municipal officials.

Many of the courses offered by the TDI are eligible for credit through various agencies, including Code Enforcement Credit and EMS credit through the Department of State Health Services, as well as Texas Commission on Law Enforcement (TCOLE) credit.

The TDI will continue its collaborative efforts with various NCTCOG departments to ensure training is relevant and necessary for our members and the region.

In addition, NCTCOG will continue to pursue partnerships with both public and private organizations in order to offer the highest quality training in the most cost-effective way. This will include a continued collaboration with the University of North Texas Center for Public Management in co-hosting the Public Funds Investment Act (PFIA) classes.

**NCTCOG DEPARTMENTAL STAFFING SUMMARY
DEPARTMENT: COMMUNITY SERVICES**

Position Title	Grade	Full Time		
		2014	2015	2016
Manager of Law Enforcement Training	B-26	1	1	1
Regional Police Academy Supervisor	B-23	1	1	1
TDI Administrator	B-23	1	1	1
Police Training Coordinator	B-21	2	2	2
Senior Criminal Justice Planner	B-21	1	1	1
Training Support Specialist	B-17	1	1	1
	Totals	7	7	7

Position Title	Grade	Temporary / Part Time		
		2014	2015	2016
Intern	A-09	-	-	2
	Totals	-	-	2

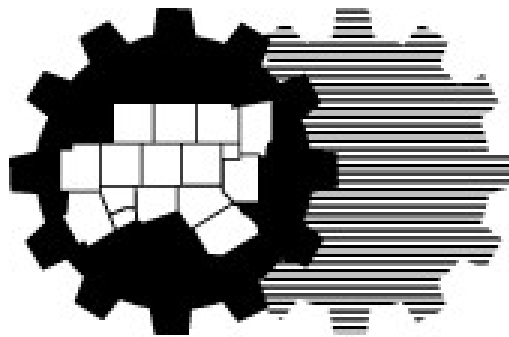
**NCTCOG DEPARTMENTAL BUDGET SUMMARY
DEPARTMENT: COMMUNITY SERVICES**

Type of Expenditure	Fiscal Year 2014	Fiscal Year 2015	Fiscal Year 2016		
	Actual Expenditures	Budget	Budget	Change	Percentage of Operations
COST OF OPERATIONS					
Salaries	399,279	421,145	463,800	42,655	29.10%
Fringe Benefits	174,444	181,093	202,680	21,587	12.72%
Indirect	99,401	106,596	117,967	11,371	7.40%
Occupancy	277,877	261,878	255,023	(6,855)	16.00%
Travel	8,005	12,256	17,502	5,246	1.10%
Capital Outlay	-	20,000	10,000	(10,000)	0.63%
Contract Services	489,220	200,000	210,000	10,000	13.18%
Other	168,741	376,865	316,842	(60,023)	19.88%
Total Cost of Operations	1,616,967	1,579,833	1,593,814	13,981	100.00%
Total Pass-Through	-	-	-	-	
Total In-Kind	720	-	-	-	
Total Expenditures	1,617,687	1,579,833	1,593,814	13,981	

NCTCOG DEPARTMENTAL FUNDING SUMMARY
DEPARTMENT: COMMUNITY SERVICES

Funding Source	Indirect Charges & Billed Services	Inter-Departmental Transfers	General Fund	Local Governments (In-Kind)	Local Contracts	TOTAL LOCAL FUNDS	State Administered Grants	Federal Grants	TOTAL REVENUES
Governor's Office, Criminal Justice Division	-	-	-	-	-	-	974,020	-	974,020
Fee for Service	-	-	-	-	628,314	628,314	-	-	628,314
Transportation Department (RTC)	-	61,480	-	-	-	61,480	-	-	61,480
Administration Department	-	(70,000)	-	-	-	(70,000)	-	-	(70,000)
Total Available Revenues:	-	(8,520)	-	-	628,314	619,794	974,020	-	1,593,814

Program Description	Fiscal Year 2014 Actual			Fiscal Year 2015 Budget			Fiscal Year 2016 Budget		
	Operations	Pass - Through / In-Kind	TOTAL EXPENDITURES	Operations	Pass - Through / In-Kind	TOTAL EXPENDITURES	Operations	Pass - Through / In-Kind	TOTAL EXPENDITURES
Regional Police Academy	917,176	-	917,176	1,109,720	-	1,109,720	1,127,147	-	1,127,147
Training & Development Institute	292,302	720	293,022	253,106	-	253,106	264,618	-	264,618
Criminal Justice Planning	407,489	-	407,489	217,007	-	217,007	202,049	-	202,049
Total Expenditures:	1,616,967	720	1,617,687	1,579,833	-	1,579,833	1,593,814	-	1,593,814



Community Services Division Detail

(Contains Staffing, Budget and Funding Summaries for major programs)

NCTCOG DEPARTMENTAL STAFFING SUMMARY
DEPARTMENT: COMMUNITY SERVICES
DIVISION: REGIONAL POLICE ACADEMY

Position Title	Grade	Full Time		
		2014	2015	2016
Manager of Law Enforcement Training	B-26	1	1	1
Regional Police Academy Supervisor	B-23	1	1	1
Police Training Coordinator	B-21	2	2	2
Training Support Specialist	B-17	1	1	1
	Totals	5	5	5

NCTCOG DEPARTMENTAL BUDGET SUMMARY
DEPARTMENT: COMMUNITY SERVICES
DIVISION: REGIONAL POLICE ACADEMY

Type of Expenditure	Fiscal Year 2014	Fiscal Year 2015	Fiscal Year 2016		
	Actual Expenditures	Budget	Budget	Change	Percentage of Operations
COST OF OPERATIONS					
Salaries	273,209	292,423	314,209	21,786	27.88%
Fringe Benefits	119,365	125,742	137,309	11,567	12.18%
Indirect	69,330	74,015	79,919	5,904	7.09%
Occupancy	223,976	212,540	216,391	3,851	19.20%
Travel	6,581	10,000	13,917	3,917	1.23%
Capital Outlay	-	20,000	10,000	(10,000)	0.89%
Contract Services	131,739	125,000	135,000	10,000	11.98%
Other	92,976	250,000	220,402	(29,598)	19.55%
Total Cost of Operations	917,176	1,109,720	1,127,147	17,427	100.00%
Total Pass-Through	-	-	-	-	
Total In-Kind	-	-	-	-	
Total Expenditures	917,176	1,109,720	1,127,147	17,427	

NCTCOG DEPARTMENTAL FUNDING SUMMARY
DEPARTMENT: COMMUNITY SERVICES
DIVISION: REGIONAL POLICE ACADEMY

Funding Source	Indirect Charges & Billed Services	Inter - Departmental Transfers	General Fund	Local Governments (In-Kind)	Local Contracts	TOTAL LOCAL FUNDS	State Administered Grants	Federal Grants	TOTAL REVENUES
Governor's Office, Criminal Justice Division	-	-	-	-	-	-	751,971	-	751,971
Fee for Service	-	-	-	-	400,176	400,176	-	-	400,176
Public Safety Radio Communications	-	-	-	-	-	-	-	-	-
Transportation Department	-	-	-	-	-	-	-	-	-
Administration Department	-	(25,000)	-	-	-	(25,000)	-	-	(25,000)
Total Available Revenue:	-	(25,000)	-	-	400,176	375,176	751,971	-	1,127,147

Program Description	Fiscal Year 2014 Actual		Fiscal Year 2015 Budget		Fiscal Year 2016 Budget		TOTAL EXPENDITURES	TOTAL EXPENDITURES
	Operations	Pass - Through / In-Kind	Operations	Pass - Through / In-Kind	Operations	Pass - Through / In-Kind		
Regional Police Training	917,176	-	917,176	-	1,109,720	1,127,147	1,109,720	1,127,147
Total Expenditures:	917,176	-	917,176	-	1,109,720	1,127,147	1,109,720	1,127,147

NCTCOG DEPARTMENTAL STAFFING SUMMARY
DEPARTMENT: COMMUNITY SERVICES
DIVISION: TRAINING & DEVELOPMENT INSTITUTE

Position Title	Grade	Full Time		
		2014	2015	2016
TDI Administrator	B-23	1	1	1
Totals		1	1	1

Position Title	Grade	Temporary / Part Time		
		2014	2015	2016
Intern	A-09	-	-	1
Totals		-	-	1

NCTCOG DEPARTMENTAL BUDGET SUMMARY
DEPARTMENT: COMMUNITY SERVICES
DIVISION: TRAINING & DEVELOPMENT INSTITUTE

Type of Expenditure	Fiscal Year 2014	Fiscal Year 2015	Fiscal Year 2016		
	Actual Expenditures	Budget	Budget	Change	Percentage of Operations
COST OF OPERATIONS					
Salaries	44,464	65,434	76,046	10,612	28.74%
Fringe Benefits	19,426	28,137	33,232	5,095	12.56%
Indirect	11,284	16,562	19,342	2,780	7.31%
Occupancy	28,231	29,792	33,225	3,433	12.56%
Travel	154	-	-	-	-
Capital Outlay	-	-	-	-	-
Contract Services	147,766	75,000	75,000	-	28.34%
Other	40,977	38,181	27,773	(10,408)	10.50%
Total Cost of Operations	292,302	253,106	264,618	11,512	100.00%
Total Pass-Through	-	-	-	-	
Total In-Kind	720	-	-	-	
Total Expenditures	293,022	253,106	264,618	11,512	

NCTCOG DEPARTMENTAL FUNDING SUMMARY									
DEPARTMENT: COMMUNITY SERVICES									
DIVISION: TRAINING & DEVELOPMENT INSTITUTE									
Funding Source	Indirect Charges & Billed Services	Inter - Departmental Transfers	General Fund	Local Governments (In-Kind)	Local Contracts	TOTAL LOCAL FUNDS	State Administered Grants	Federal Grants	TOTAL REVENUES
Fee for Service	-	-	-	-	228,138	228,138	-	-	228,138
Transportation Department	-	61,480	-	-	-	61,480	-	-	61,480
Administration Department	-	(25,000)	-	-	-	(25,000)	-	-	(25,000)
Total Available Revenue:	-	36,480	-	-	228,138	264,618	-	-	264,618
Fiscal Year 2014 Actual									
Program Description	Operations	Pass - Through / In-Kind	TOTAL EXPENDITURES	Operations	Pass - Through / In-Kind	TOTAL EXPENDITURES	Operations	Pass - Through / In-Kind	TOTAL EXPENDITURES
Local Government Training	227,029	-	227,029	188,106	-	188,106	208,946	-	208,946
Regional Training, Transportation Department	65,273	720	65,993	65,000	-	65,000	55,672	-	55,672
Total Expenditures:	292,302	720	293,022	253,106	-	253,106	264,618	-	264,618
Fiscal Year 2015 Budget									
Total									
Fiscal Year 2016 Budget									

NCTCOG DEPARTMENTAL STAFFING SUMMARY
DEPARTMENT: COMMUNITY SERVICES
DIVISION: CRIMINAL JUSTICE PLANNING

Position Title	Grade	Full Time		
		2014	2015	2016
Senior Criminal Justice Planner	B-21	1	1	1
Totals		1	1	1

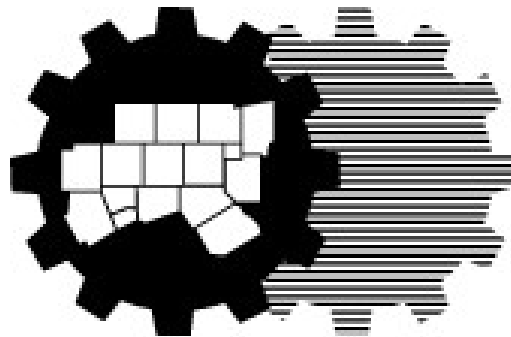
Position Title	Grade	Temporary / Part Time		
		2014	2015	2016
Intern	A-09	-	-	1
Totals		-	-	1

NCTCOG DEPARTMENTAL BUDGET SUMMARY
DEPARTMENT: COMMUNITY SERVICES
DIVISION: CRIMINAL JUSTICE PLANNING

Type of Expenditure	Fiscal Year 2014	Fiscal Year 2015	Fiscal Year 2016		
	Actual Expenditures	Budget	Budget	Change	Percentage of Operations
COST OF OPERATIONS					
Salaries	81,606	63,288	73,545	10,257	36.40%
Fringe Benefits	35,653	27,214	32,139	4,925	15.91%
Indirect	18,787	16,019	18,706	2,687	9.26%
Occupancy	25,670	19,546	5,407	(14,139)	2.68%
Travel	1,270	2,256	3,585	1,329	1.77%
Capital Outlay	-	-	-	-	0.00%
Contract Services	209,715	-	-	-	0.00%
Other	34,788	88,684	68,667	(20,017)	33.99%
Total Cost of Operations	407,489	217,007	202,049	(14,958)	100.0%
Total Pass-Through	-	-	-	-	
Total In-Kind	-	-	-	-	
Total Expenditures	407,489	217,007	202,049	(14,958)	

NCTCOG DEPARTMENTAL FUNDING SUMMARY									
DEPARTMENT: COMMUNITY SERVICES									
DIVISION: CRIMINAL JUSTICE PLANNING									
Funding Source	Indirect Charges & Billed Services	Inter-Departmental Transfers	General Fund	Local Government (In-Kind)	Local Contracts	TOTAL LOCAL FUNDS	State Administered Grants	Federal Grants	TOTAL REVENUES
Governor's Office, Criminal Justice Division Administration Department	-	(20,000)	-	-	-	(20,000)	-	-	222,049
	-	-	-	-	-	-	-	-	(20,000)
Total Available Revenue:	-	(20,000)	-	-	-	(20,000)	222,049	-	202,049

Program Description	Fiscal Year 2014 Actual			Fiscal Year 2015 Budget			Fiscal Year 2016 Budget		
	Operations	Pass - Through / In-Kind	TOTAL EXPENDITURES	Operations	Pass - Through / In-Kind	TOTAL EXPENDITURES	Operations	Pass - Through / In-Kind	TOTAL EXPENDITURES
Criminal Justice Planning	170,935	-	170,935	217,007	-	217,007	202,049	-	202,049
Law Enforcement Analysis Portal	212,839	-	212,839	-	-	-	-	-	-
Emergency Preparedness Department Support	12,783	-	12,783	-	-	-	-	-	-
Agency Administration Department Support	10,932	-	10,932	-	-	-	-	-	-
Total Expenditures:	407,489	-	407,489	217,007	-	217,007	202,049	-	202,049



**North Central Texas
Council of Governments**

AREA AGENCY ON AGING PROGRAM SUMMARY

MISSION AND GOALS STATEMENT

The mission of Area Agency on Aging is to create and maintain a coordinated network of health and social services for older adults and family caregivers.

During FY 2016, the North Central Texas Area Agency on Aging (AAA), which provides aging and caregiver services within the 14 counties surrounding Dallas and Tarrant counties, will contract with community-based organizations to provide nutritionally balanced meals in congregate settings and to homebound older persons at least 250 days during the year. Demand-response transportation will assist older riders in accessing doctors' offices, senior centers, and other community sites.

The AAA will provide and/or administer the following services at the regional level: Information, Referral and Assistance; Care Coordination; Benefits Counseling; Money Management; Ombudsman; Respite; Homemaker; Caregiver Support Coordination; Caregiver Education and Training, A Matter of Balance fall prevention classes; Chronic Disease Self-Management classes; Diabetes Self-Management classes; and Stress-Busting for Family Caregivers (an education and support program for caregivers of persons with dementia).

The Ombudsman Program will serve all 107 nursing facilities in the AAA service delivery region by relying on the services of both staff and certified volunteer ombudsman. Drawing on exceptional State General Revenue funding, it will increase its presence in the service area's 179 assisted living facilities. It will visit smaller facilities at least quarterly and larger facilities at least monthly.

Under the umbrella of its Aging and Disability Resource Center (ADRC), Aging will develop collaborative relationships with providers of human services in order to assist persons of all ages who have disabilities, are caregivers of persons who have disabilities, and/or wish to plan in advance of need for long-term supports and services. The ADRC will serve all 14 counties in the Aging service area, providing free and objective information to people at all income levels. In addition, it will serve as an entry point to Medicaid-funded long-term services and supports.

NCTCOG DEPARTMENTAL STAFFING SUMMARY
DEPARTMENT: AREA AGENCY ON AGING

Position Title	Grade	Full Time		
		2014	2015	2016
Director of Aging Programs	B-32	-	1	1
Chief Aging Program Officer	B-29	1	-	-
Aging Supervisor-Contract Services	B-22	1	1	1
Aging Supervisor-Direct Services	B-22	1	1	1
Ombudsman Program Coordinator	B-22	1	1	1
Case Manager	B-15	4	3	4
Senior Case Manager	B-19	1	2	3
Benefits Counselor	B-18	3	3	3
Ombudsman Program Assistant II	B-18	-	-	1
Volunteer Coordinator	B-17	1	1	1
Regional Ombudsman	B-19	2	2	3
Administrative Assistant II	A-15	2	2	2
Administrative Assistant I	A-13	2	2	1
	Totals	19	19	22

Position Title	Grade	Temporary / Part Time		
		2014	2015	2016
Regional Ombudsman	B-19	-	-	2
Senior Case Manager	B-19	1	1	-
Benefits Counselor	B-18	-	-	1
Vendor & Contract Coordinator	B-18	-	-	1
Case Manager	B-15	1	2	1
Administrative Assistant I	A-13	1	-	-
	Totals	3	3	5

NCTCOG DEPARTMENTAL BUDGET SUMMARY
DEPARTMENT: AREA AGENCY ON AGING

Type of Expenditure	Fiscal Year 2014	Fiscal Year 2015	Fiscal Year 2016		
	Actual Expenditures	Budget	Budget	Change	Percentage of Operations
COST OF OPERATIONS					
Salaries	856,514	940,902	1,124,078	183,176	30.26%
Fringe Benefits	374,210	404,588	491,222	86,634	13.22%
Indirect	217,374	238,152	285,908	47,756	7.70%
Occupancy	77,366	69,756	93,012	23,256	2.50%
Travel	70,967	73,464	56,293	(17,171)	1.52%
Capital Outlay	-	-	-	-	-
Contract Services	101,120	1,195,491	1,508,235	312,744	40.60%
Other	1,458,854	198,210	156,287	(41,923)	4.21%
Total Cost of Operations	3,156,405	3,120,563	3,715,035	594,472	100.00%
Total Pass-Through	3,620,729	3,984,129	4,120,705	136,576	
Total In-Kind	6,959,197	6,270,788	6,743,219	472,431	
Total Expenditures	13,736,331	13,375,480	14,578,959	1,203,479	

REGIONAL 9-1-1 PROGRAM SUMMARY

MISSION AND GOALS STATEMENT

The mission of Regional 9-1-1 is to plan, implement, maintain, and coordinate programs in public safety emergency communications.

9-1-1 Emergency Number Planning

NCTCOG's 9-1-1 Program's service area includes 14 counties and five municipalities in Dallas County; Seagoville, Balch Springs, Cockrell Hill, Wilmer, and Sachse. The program provides 9-1-1 services to 44 Public Safety Answering Points (PSAPs). The Regional 9-1-1 Advisory Committee continues to provide oversight of 9-1-1 planning, implementation and maintenance.

The 9-1-1 program will continue to administer the regional 9-1-1 system by managing existing projects and planning for the future of 9-1-1. In 2015, NCTCOG completed implementation of Text to 9-1-1, among on 2% of the Public Safety Answering Points in the country. NCTCOG also implemented a new GIS mapping system for the PSAPs, providing them with enhanced features and an improved platform. The program also developed a plan for a mixed media alternate network to add resiliency and additional diversity to the regional system. A contract was signed following competitive procurement, and implementation of the alternate network is planned for 2016. Research was conducted regarding the implementation of a telecommunicator academy and a pilot will be conducted in 2016. NCTCOG moved one of the two hosts from the NCTCOG offices to another private data center. This is planned as a temporary solution, as a business study will be conducted over the next two years to determine the most efficient and effective long term solution for hosting. The program completed stage II of the state strategic planning process and has an approved plan for 2016/2017. As technology changes, amending the 9-1-1 strategic plan will continue to provide system enhancements to local governments' communications system based on the state's allocation of funds.

In addition to the alternate network and the telecommunicator academy, NCTCOG 9-1-1 will transition to a new database provider, utilizing infrastructure from the Greater Harris County 9-1-1 District, software from a private company and management by NCTCOG staff. This is the first partnership with another 9-1-1 entity and was documented through an MOU. The GIS team is working to evaluate and refine the arrangements with the local governments for providing GIS services. They are also focusing on improving location accuracy and building a lab for testing purposes. The technology team will continue to focus on cyber security and enhancing the current 9-1-1 system.

The 9-1-1 Program continues to focus on Next Generation 9-1-1 and improvement of services to the public served in the region. The NCTCOG 9-1-1 remains an early adopter in the 9-1-1 industry and is setting an example throughout the country.

NCTCOG DEPARTMENTAL STAFFING SUMMARY
DEPARTMENT: REGIONAL 9-1-1

Position Title	Grade	Full Time		
		2014	2015	2016
9-1-1 Program Director	B-32	-	1	1
Chief 9-1-1 Program Officer	B-29	1	-	-
9-1-1 Program Manager	B-26	-	1	1
Information Analyst Supervisor	B-26	1	1	1
9-1-1 Technical Program Supervisor	B-25	1	1	1
9-1-1 System Design Integration Administrator	B-24	1	1	1
911 System Administrator	B-24	-	1	1
911 Database Supervisor	B-23	1	1	1
9-1-1 Operations Supervisor	B-23	1	1	1
9-1-1 GIS Systems Supervisor	B-23	-	-	1
9-1-1 Database Transition Specialist	B-22	-	1	1
9-1-1 Field Technical Supervisor	B-22	-	-	1
9-1-1 Technical Operations Specialist	B-22	1	-	-
9-1-1 Technician/Network Specialist	B-22	1	1	-
Technical Database/Security Specialist	B-22	1	1	1
9-1-1 GIS Analyst II	B-22	-	1	1
9-1-1 Technican	B-20	2	2	3
GIS Systems Administrator	B-20	-	-	1
GIS Technician II	B-20	3	2	2
9-1-1 Operations Specialist	B-19	3	3	3
NG911 Implementation Manager	B-19	1	-	-
9-1-1 Program Coordinator	B-17	1	1	1
Administrative Assistant II	A-15	1	1	1
Totals		20	21	24

Position Title	Grade	Temporary / Part Time		
		2014	2015	2016
Intern	A-09	3	3	4
Totals		3	3	4

NCTCOG DEPARTMENTAL BUDGET SUMMARY
DEPARTMENT: REGIONAL 9-1-1

Type of Expenditure	Fiscal Year 2014	Fiscal Year 2015	Fiscal Year 2016		
	Actual Expenditures	Budget	Budget	Change	Percentage of Operations
COST OF OPERATIONS					
Salaries	861,909	1,260,605	1,504,889	244,284	17.46%
Fringe Benefits	370,538	542,060	657,636	115,576	7.63%
Indirect	217,678	319,072	382,767	63,695	4.44%
Occupancy	197,096	174,777	302,383	127,606	3.51%
Travel	66,120	82,692	62,232	(20,460)	0.72%
Capital Outlay	773,345	823,191	1,789,131	965,940	20.76%
Contract Services	1,230,383	485,549	1,306,000	820,451	15.15%
Other	2,839,525	1,105,882	2,614,045	1,508,163	30.33%
Total Cost of Operations	6,556,594	4,793,828	8,619,083	3,825,255	100.00%
Total Pass-Through	47,804	1,807,460	2,292,727	485,267	
Total In-Kind	-	-	-	-	
Total Expenditures	6,604,398	6,601,288	10,911,810	4,310,522	

NCTCOG DEPARTMENTAL FUNDING SUMMARY
DEPARTMENT: REGIONAL 9-1-1

Funding Source	Indirect Charges & Billed Services	Inter - Departmental Transfers	General Fund	Local Governments (In-Kind)	Local Contracts	TOTAL LOCAL FUNDS	State Administered Grants	Federal Grants	TOTAL REVENUES
Commission on State Emergency Communications	-	-	-	-	-	-	11,021,810	-	11,021,810
Fee for Service	-	-	-	-	40,000	40,000	-	-	40,000
Administration Department	-	(150,000)	-	-	-	(150,000)	-	-	(150,000)
Total Available Revenue:	-	(150,000)	-	-	40,000	(110,000)	11,021,810	-	10,911,810

Program Description	Fiscal Year 2014 Actual			Fiscal Year 2015 Budget			Fiscal Year 2016 Budget		
	Operations	Pass - Through / In-Kind	TOTAL EXPENDITURES	Operations	Pass - Through / In-Kind	TOTAL EXPENDITURES	Operations	Pass - Through / In-Kind	TOTAL EXPENDITURES
9-1-1 Planning	6,514,609	47,804	6,562,413	4,733,828	1,807,460	6,541,288	8,579,083	2,292,727	10,871,810
9-1-1 Fee for Service	41,985	-	41,985	60,000	-	60,000	40,000	-	40,000
Total Expenditures:	6,556,594	47,804	6,604,398	4,793,828	1,807,460	6,601,288	8,619,083	2,292,727	10,911,810

ENVIRONMENT & DEVELOPMENT PROGRAM SUMMARY

MISSION AND GOALS STATEMENT

As one of the fastest-growing regions in the country, with a population larger than that of many U.S. states, North Central Texas faces some of the most challenging environmental and development-related issues in the nation. In FY2016, the Department of Environment and Development will continue to take a leading role in advancing planning and practices that accommodate this growth while maintaining and improving environmental quality and overall quality of life in the region.

SEE Less Trash – Goals: Purchased materials are reused and recycled wherever possible, illegal dumping is significantly reduced; and remaining waste is handled in a safe manner at permitted facilities.

NCTCOG will work to achieve the goal and objectives of *Planning for Sustainable Materials Management in North Central Texas*, the recently updated Solid Waste Management Plan. For FY16 and FY17 approximately \$1.2 million will be made available to local governments for projects within the biennium that furthers the objectives of the regional plan. NCTCOG's Resource Conservation Council (RCC) and its subcommittees will continue efforts to update the regional plan; offer training and educational opportunities to local government staff; maintain of the Closed Landfill Inventory database; and administer a regional grant program to improve waste management in North Central Texas.

SEE Safe Clean & Green – Goals: By 2025, North Texans will SEE SAFE waterways with CLEAN water within a regional ecosystem framework of GREEN watersheds.

NCTCOG has adopted the SEE Safe Clean & Green vision: SAFE waterways are ones where the risk of flooding is reduced and erosion of stream banks is stabilized. CLEAN water—in forms including rivers, streams, reservoirs, drinking water, and groundwater sources—meets desired goals for water quality and is available in sufficient quantity to support the needs of a growing population. GREEN watersheds are strategically planned and managed networks of natural lands, working landscapes and other open spaces, which protect, sustain or restore vital ecosystems, provide recreational and mobility opportunities, and contribute to the health and quality of life of people and communities.

NCTCOG continues promotion of the theme, "Valuing Our Watersheds" in FY2016. The Trinity River COMMON VISION Program continues to protect against flooding and preserve the Trinity River and its tributaries. We are strengthening partnerships with the US Army Corps of Engineers, state and our local governments as we move the COMMON VISION program towards the future. Environment and Development is also continuing collaborative efforts under the Cooperating Technical Partners program with FEMA and the Texas Water Development Board. Support to the more than 100 local governments with state stormwater discharge permits is a fundamental element as large and small cities fulfill their new permit cycles. We will continue our important work promoting adoption and implementation of the integrated Storm Water Management (iSWM) Program among our local governments through the iSWM Criteria Manual and resources such as Technical Manuals, Program Guidance and other tools.

For the water supply lakes and their tributaries, NCTCOG will continue initiatives to assess opportunities and challenges to watershed planning in a growing region; perform *Greenprinting* for any additional priority watersheds which may seek similar watershed analysis; and undertake a regional landscape initiative to support water conservation efforts. NCTCOG will also work with the Water Resources Council and other committees to update and refine the long-range watershed protection strategy, produce the Water Quality Management Plan, and support regional efforts to improve water quality.

Center of Development Excellence – Goals: Promote quality growth that enhances the built environment, reduces vehicle miles of travel, uses water and energy resources effectively and efficiently, and helps advance environmental stewardship in order to ensure continued economic vitality and provide the highest

attainable quality of life for all residents. We seek to have the North Texas region recognized as a center of development excellence.

NCTCOG's Executive Board has adopted a mission statement and 12 Principles of Development Excellence as a guide to local governments and the private sector as they plan and create future development/redevelopment in the region. During FY2016, NCTCOG will continue a wide range of important activities under the following three broad headings:

- **Sustainable Sites & Buildings**, including building code review and adoption, establishment of a regional repository of best practices, promotion of Texas SmartScape for native & adaptive plantings, expanded attention to energy and water efficiency and effectiveness, consideration of "green building" policies, celebration and promotion of the recent 2015 biannual CLIDE award winners, previous recipients, and similar initiatives.
- **Sustainable Public Rights-of-Way**, with a continuing initiative under the guidance of NCTCOG's Public Works Council to assess the steps necessary to promote more sustainable Rights-of-Way in the region
- **Sustainable Communities and Region**, continuing to provide a wide-range of assistance to our local government members to pursue more effective comprehensive planning activities. We will continue our work to support the Center of Development Excellence, the twelve principles of development excellence and Vision North Texas as they promote regional consideration of the recommendations made in the "North Texas 2050" regional vision statement.

NCTCOG DEPARTMENTAL STAFFING SUMMARY
DEPARTMENT: ENVIRONMENT & DEVELOPMENT

Position Title	Grade	Full Time		
		2014	2015	2016
Director of Environment & Development	B-32	1	1	1
Manager of Environment & Development Programs	B-28	2	2	2
Senior Environment & Development Planner	B-23	-	1	1
Env. & Dev. Technology Coordinator	B-22	1	-	-
Environment & Development Planner III	B-21	5	1	1
Media & Technology Coordinator	B-21		1	1
Environment & Development Planner II	B-19	1	1	1
Environment & Development Planner I	B-17	-	5	5
Digital Media Specialist	B-16	1	-	-
Senior Administrative Assistant	A-17	1	1	1
	Totals	12	13	13

Position Title	Grade	Temporary / Part Time		
		2014	2015	2016
Environment & Development Planner III	B-21	1	-	-
Intern	A-09	-	3	3
	Totals	1	3	3

NCTCOG DEPARTMENTAL BUDGET SUMMARY
DEPARTMENT: ENVIRONMENT & DEVELOPMENT

Type of Expenditure	Fiscal Year 2014	Fiscal Year 2015	Fiscal Year 2016		
	Actual Expenditures	Budget	Budget	Change	Percentage of Operations
COST OF OPERATIONS					
Salaries	667,011	709,013	712,980	3,967	19.27%
Fringe Benefits	291,416	304,876	311,572	6,696	8.42%
Indirect	169,280	179,458	181,346	1,888	4.90%
Occupancy	144,072	139,029	135,905	(3,124)	3.67%
Travel	3,595	11,500	11,900	400	0.32%
Capital Outlay	-	-	-	-	-
Contract Services	505,039	1,039,100	1,995,000	955,900	53.93%
Other	657,748	375,307	350,862	(24,445)	9.48%
Total Cost of Operations	2,438,161	2,758,283	3,699,565	941,282	100.00%
Total Pass-Through	44,264	439,870	666,219	226,349	
Total In-Kind	-	-	-	-	
Total Expenditures	2,482,425	3,198,153	4,365,784	1,167,631	

NCTCOG DEPARTMENTAL FUNDING SUMMARY
DEPARTMENT: ENVIRONMENT & DEVELOPMENT

Funding Source	Indirect Charges & Billed Services	Inter - Departmental Transfers	General Fund	Local Governments (In-Kind)	Local Contracts	TOTAL LOCAL FUNDS	State Administered Grants	Federal Grants	TOTAL REVENUES
Federal Emergency Management Agency	-	-	-	-	-	-	-	1,515,000	1,515,000
Texas Commission on Environmental Quality	-	-	-	-	-	-	1,275,868	-	1,275,868
Local	-	-	-	-	1,264,000	1,264,000	-	-	1,264,000
State Energy Conservation Office	-	-	-	-	-	-	197,000	-	197,000
Agency Management	-	140,000	-	-	-	140,000	-	-	140,000
Transportation Department	-	78,500	-	-	-	78,500	-	-	78,500
Texas Department of Agriculture	-	-	-	-	-	-	18,916	-	18,916
Emergency Preparedness Department	-	10,000	-	-	-	10,000	-	-	10,000
RIS Department	-	(82,500)	-	-	-	(82,500)	-	-	(82,500)
Administration Department	-	(51,000)	-	-	-	(51,000)	-	-	(51,000)
Total Available Revenue:	-	95,000	-	-	1,264,000	1,359,000	1,491,784	1,515,000	4,365,784

Program Description	Fiscal Year 2014 Actual			Fiscal Year 2015 Budget			Fiscal Year 2016 Budget		
	Operations	Pass - Through / In-Kind	TOTAL EXPENDITURES	Operations	Pass - Through / In-Kind	TOTAL EXPENDITURES	Operations	Pass - Through / In-Kind (not contract)	TOTAL EXPENDITURES
CTP Mapping Statement (TWDB, FEMA)	290,881	-	290,881	587,911	-	587,911	1,504,822	-	1,504,822.00
Solid Waste Management	380,150	18,264	398,414	422,993	423,870	846,863	420,621	650,219	1,070,840.00
Stormwater Management Program	734,215	-	734,215	708,144	-	708,144	729,305	-	729,305.00
Public Works - ISWM	311,833	-	311,833	319,438	-	319,438	313,823	-	313,823.00
Water Quality Management Planning/Resources (WQ&Impaired)	185,422	-	185,422	161,723	-	161,723	153,760	-	153,760.00
State Energy Conservation Office	-	-	-	-	-	-	149,035	-	149,035.00
Local Planning & Assistance	138,400	-	138,400	131,018	-	131,018	136,720	-	136,720.00
Trinity Local Program	72,743	-	72,743	67,554	-	67,554	97,769	-	97,769.00
Transportation Department Support	119,168	-	119,168	110,525	-	110,525	96,400	-	96,400.00
Landscaping	-	-	-	-	-	-	24,545	-	24,545.00
Grease	-	-	-	-	-	-	22,046	-	22,046.00
Corridor Development	464	26,000	26,464	9,877	16,000	25,877	2,901	16,000	18,901.00
Vision 303D	-	-	-	24,455	-	24,455	19,422	-	19,422.00
TxDeptAg Community Development (TxCDBG)	20,255	-	20,255	1,839	-	1,839	18,396	-	18,396.00
Emergency Preparedness Department Support	-	-	-	-	-	-	10,000	-	10,000.00
Solid Waste Regional Project	-	-	-	212,806	-	212,806	-	-	-
Lake Worth Greenprinting	182,011	-	182,011	-	-	-	-	-	-
Workforce Development Department Support	2,619	-	2,619	-	-	-	-	-	-
Total Expenditures:	2,438,161	44,264	2,482,425	2,758,283	439,870	3,198,153	3,699,565	666,219	4,365,784

TRANSPORTATION PROGRAM SUMMARY

MISSION AND GOALS STATEMENT

The North Central Texas Council of Governments (NCTCOG) is the designated Metropolitan Planning Organization (MPO) for the Dallas-Fort Worth Metropolitan Area. NCTCOG's Executive Board provides coordinated regional policy direction and fiduciary oversight to the MPO process. The metropolitan transportation planning process is guided by the Regional Transportation Council (RTC) which serves as the independent policy body for transportation decision making. The RTC is comprised of 44 local elected officials and transportation agency representatives.

In support of MPO functions, NCTCOG Transportation Department staff carries out planning, financial programming, and implementation activities utilizing multiple funding programs. The first of these programs is referred to as Transportation Planning Formula Funds. These Federal Highway Administration and Federal Transit Administration planning funds are received by NCTCOG annually through a formula allocation and are used to conduct regional transportation planning activities. This program is administered through the Texas Department of Transportation (TxDOT). The required 20 percent match for this program occurs through the use of Transportation Development Credits administered by TxDOT. Major tasks addressed with this funding include developing and maintaining the Metropolitan Transportation Plan and Transportation Improvement Program, and monitoring travel demand and transportation needs through a Congestion Management Process. The Transportation Department also conducts and supports corridor investment studies, as well as provides technical assistance to local governments, TxDOT, the North Texas Tollway Authority (NTTA), the Collin County Toll Road Authority (CCTRA), Dallas Area Rapid Transit (DART), the Fort Worth Transportation Authority (FWTA), Denton County Transportation Authority (DCTA) and other local transit service providers across the region.

The second funding program is Transportation Planning Non-Formula Funds which includes other types of planning resources such as federal and State funding to conduct special planning studies or contract services provided by NCTCOG staff. Examples of such service include work performed as a subcontractor to consultants providing travel forecasting assistance to transportation providers, technical assistance to the Texas Commission on Environmental Quality in addressing air quality issues, and use of Surface Transportation Program – Metropolitan Mobility category funding to perform large-scale planning and engineering feasibility studies.

The third funding program, Implementation Non-Formula Funds, supports programs that focus on the implementation of transportation and air quality strategies aimed at reducing traffic congestion and improving air quality. These programs, referred to as Management and Operations, are carried out in cooperation with the region's transportation providers and include air quality public information campaigns, the expansion of vanpool programs, and deployment of Intelligent Transportation Systems technology. Activities in the AirCheckTexas Program are also supported through this revenue center.

Funding provided by local governments for the implementation of transportation, sustainable development and air quality improvement projects represents the fourth category of funds used by the MPO, referred to as RTC Local Funds. Through an innovative partnership between the RTC and local governments, the RTC programs funds to construct regional transportation improvements for local governments. In many instances these projects are funded through a combination of federal, State and local funds assembled in partnership among agencies and local governments that allow for the expedited construction of projects that otherwise could not be built. As part of this program, local governments provide local funds that are used to streamline the delivery of transportation, sustainable development and air quality program projects. NCTCOG staff is responsible for the project selection recommendations to RTC, project monitoring and coordination, as well as management of the RTC Local Funds and accrued interest. During Fiscal Year (FY) 2016, NCTCOG staff will manage the RTC Local Funds, including utilization of funding to support local match requirements for multiple State and federal grants. This funding is also utilized to support an RTC initiative to provide financial loans to local partners for innovative financing initiatives and priority transportation projects.

The fifth funding category is Regional Toll Revenue (RTR) funds. These funds are derived from approximately \$3.8 billion in concession payments paid by the North Texas Tollway Authority (NTTA) to TxDOT for the right to develop SH 121 in Collin, Dallas and Denton Counties and SH 161 in Dallas County. The funds are dedicated for the implementation of transportation and air quality projects as selected by the RTC in cooperation with local governments and transportation providers.

All of these programs are outlined in the Unified Planning Work Program for Regional Transportation Planning (UPWP), prepared biennially, that provides a detailed summary of planning and implementation activities to be conducted over a two-year period. The following is a brief description of activities for FY2016.

Program Administration

General coordination, communication, and management tasks are essential to maintaining the planning process. The preparation and circulation of information relevant to regional transportation policy are major activities of the department, including support to the NCTCOG Executive Board, Regional Transportation Council, and Surface Transportation Technical Committee. Also included is the development, monitoring, and modification of the Unified Planning Work Program, as well as the preparation of associated annual reports; personnel recruitment and maintenance activities; and professional development opportunities. Training opportunities for local governments, transportation providers, and planning agency staff relative to transportation and related air quality planning activities and applications are included as well. In addition, funding is included in this budget for coordination with Texas universities for various projects, peer review exchanges with other MPOs, and presentations to university students about transportation and MPO activities.

Fiscal Management

The implementation of numerous programs supported through grants and contracts from multiple federal, State and local agencies, as well as the private sector, requires extensive knowledge and resources to manage the fiscal requirements of these programs. Tasks including the development of grant applications, consultant procurement, purchasing, contract development and monitoring, expenditure reporting, and auditing support the planning and implementation process. Development of the Transportation Department's annual budget is included, including all five funding programs described previously. The oversight of funds coming to NCTCOG through various innovative funding programs, many of which are directed toward expediting transportation improvements, is a critical function. Funding is included in this budget for development and enhancement of procedures and tools for management of grants and contracts.

Community Outreach

A primary goal of the Transportation Department is to maintain public involvement throughout the regional transportation planning process, in conjunction with federal requirements for active and ongoing public participation. A number of tasks aimed at educating and informing the public, including member governments and local elected officials, are continually being pursued. Publications such as Mobility Matters, the MPO newsletter; Local Motion, a monthly newsletter for elected officials; transportation articles of interest published in It's Your Region, the agency's monthly newsletter; and the Regional Mobility Initiatives, a report series aimed at summarizing ongoing planning and construction activities, are examples of ongoing community outreach and education efforts. Progress North Texas, a state-of-the-region report on transportation system performance in North Texas, has been published annually since 2004. Increasing the communication among citizens, elected officials, and technical staff permits local entities to work together to achieve desired goals and objectives. Moving Ahead for Progress in the 21st Century (MAP-21), passed by Congress in 2012, placed continued emphasis on an MPO's efforts to engage the public in the transportation planning process. Elements of the Transportation Department's public outreach and education program include regular public meetings and online comment opportunities on regional transportation programs and topics, participation in various community events and forums, maintenance of the Transportation Internet site, use of social media, and fostering an open relationship with the news media. This program area is also responsible for ongoing creation, maintenance and modernization of Web resources presented externally and internally on the Internet/Intranet sites. A comprehensive mailing list of agencies, neighborhood and advocacy groups, transportation stakeholders, and the general public is maintained and utilized to inform the public about transportation issues, as well as specific public meetings and comment opportunities. The monitoring of federal, State, and local legislative initiatives are also

conducted in this program area to assist local elected officials in ensuring that legislative actions at all levels of government contribute to improving the mobility and air quality of the region.

Transportation Project Programming

Authorizing legislation, Moving Ahead for Progress in the 21st Century (MAP-21), reconfirmed the responsibility of the Metropolitan Planning Organization to work with the Texas Department of Transportation (TxDOT), local governments, and transportation authorities to identify, evaluate, and select transportation improvements. In FY2016, staff will coordinate with TxDOT and local agencies to implement projects selected with federal and state funds, along with Regional Toll Revenue (RTR) and Regional Transportation Council (RTC) local funding. Staff will coordinate with TxDOT on the completion of the FY2016 Unified Transportation Program (UTP) process and will monitor UTP updates as funding estimates are adjusted by TxDOT. Through this effort, staff will work with policy officials to revisit regional priorities and determine which projects will be funded in the FY2016-2026 timeframe.

The Transportation Improvement Program (TIP) serves as the mechanism for funding transportation improvements recommended in the Metropolitan Transportation Plan. All regionally significant surface transportation improvements, regardless of funding source, are inventoried in the TIP. Each year, NCTCOG Transportation Department staff engages in a number of activities related to the development and implementation of the TIP. The TIP is prepared on a biennial basis with quarterly updates. Staff will finalize implementation of the 2015-2018 TIP document and begin implementing the 2017-2020 TIP document in FY2016.

A significant, continuing emphasis for FY2016 will be the update of the transportation project information system database. The goal of this effort is to enable a more comprehensive tracking of projects including the cost, funding, start date, and completion date of each project phase. This project was created in response to the federally mandated year of expenditure/total project cost requirements, as well as the increased complexity involved with funding, tracking, and monitoring transportation projects. The database will eliminate redundant procedures and increase efficiency. Additional modules of the new database will be developed and deployed in FY2016 and FY 2017.

Staff will continue monitoring projects selected under the American Recovery and Reinvestment Act of 2009 funding program until the projects are completed in late calendar year 2015.

Congestion Management and Innovative Project Delivery

MAP-21 requires that metropolitan areas with a population of greater than 200,000 develop and implement a Congestion Management Process (CMP). The CMP provides for the effective management of new and existing transportation facilities through development and implementation of travel demand, transportation system management and sustainable development strategies, and by providing information to decision makers on system performance and effectiveness of implemented strategies. The CMP seeks a "management" solution to a growing traffic problem by targeting resources to operational management and travel demand reduction strategies. The CMP is fully integrated into the region's transportation planning and programming process.

The CMP includes the development, implementation and monitoring of regional travel demand management strategies, including employee trip reduction, carpool/vanpool, park-and-ride, and transportation management associations. Transportation systems management (TSM) and intelligent transportation system (ITS) strategies are also part of this program. These strategies, which include intersection and signalization improvements, a freeway bottleneck removal program, intelligent transportation system projects, and special events management strategies, will be developed to reduce travel time and enhance system reliability. Transportation staff will also continue efforts to develop and implement congestion management strategies during the planning, engineering, construction and operation stages of corridor development. In addition, collection and analysis of traffic data in the Dallas-Fort Worth region will continue to enhance the North Central Texas Council of Governments information system for monitoring transportation system infrastructure and performance as part of the CMP.

Sustainable development strategies also reduce the demand for single-occupant vehicle or drive-alone travel and are critical tools in the region's efforts to reduce congestion and improve mobility and air quality. In 2001, 2006, and 2010, the RTC funded a number of sustainable development projects which place a greater focus on the importance of coordinating land use and transportation investments in order to maximize the region's resources. Efforts in this program area will focus on monitoring progress toward implementation of these projects, as well as facilitating continued education and public outreach on sustainable development initiatives. Development of improved bicycle and pedestrian facilities with continued emphasis on safety and access to transit systems and commercial developments will also be a key aspect of this program area's activities. The Sustainable Development area will also provide support for Transit Oriented Development (TOD) in the region. The program will provide education and project development assistance to local governments that are looking to create TODs as methods of reducing congestion by developing near transit hubs.

Transportation Department staff will also conduct planning efforts to develop safety policies, programs, and projects. In an effort to improve regional transportation safety related to pedestrians, bicycling, transit, roadways and highways, staff will continue to evaluate crash data and continue the development of the Dallas-Fort Worth Regional Safety Information System. Coordinated efforts with NCTCOG's Emergency Preparedness Department will also continue to support local, State, and federal initiatives to address transportation system security and emergency preparedness planning. The North Central Texas Council of Governments continues a dialogue among local governments and transportation providers in North Central Texas regarding the regional coordination of response plans, response capabilities, and emergency medical services in the event of a major incident. Staff also provides technical transportation data needed to support these planning efforts as well as to facilitate the coordination of various transportation providers and planning agencies.

Congestion management strategies identified in the CMP are further supplemented by efforts to identify, analyze, and implement targeted improvements through the examination of transportation asset conditions and performance within various corridors. Relying on the business principles of maximizing life-cycle benefits and minimizing life-cycle costs, the Capital/Operations Asset Management System investigates the physical, operational, and transportation-land use characteristics of existing and proposed future corridor assets to determine their effects on mobility, safety, reliability, access/connectivity, and economic development. Initiation of pilot projects across the region will be used to demonstrate system interoperability and effectiveness; refine internal and external asset-oriented data collection, storage, and analysis efforts; and, enable greater integration of performance measures into traditional project and long-range planning decision-making and prioritization processes. The Capital/Operations Asset Management System will ultimately allow the North Central Texas region to both stretch and further balance investments between preserving and/or upgrading existing transportation assets, and efficiently replacing assets of greatest need.

Model Development and Data Management

The Transportation Department plays an important role in the development of travel forecasts that are used to support the planning of freeways, toll roads, managed high occupancy vehicle lanes, park-and-ride facilities, bus and passenger rail systems, and other transportation improvements. The continued development of travel models is coordinated with regional transportation and air quality planning activities in the Unified Planning Work Program. In addition to providing insight for policy decisions, the travel model is used for financial assessment of the projects for private investments and discretionary federal funding programs. The activities include major efforts in data collection, development of analytical tools, and conversion of data to information through production of reports, visualization of data, simulation, and quantification of the effects of the policies and projects. The travel model is a computer-based travel forecasting tool that enables transportation planners to evaluate a wide range of future transportation projects.

Efforts during FY2016 will focus on the maintenance and improvement of the travel model, including the enhancement of modeling tools incorporating improved behavioral models, data collection, development of new travel models, and support for the land-use model maintenance and improvement efforts. Recent travel survey data will be used for both immediate updates and long term development of the travel model. A

strategic plan for traffic count and travel model will be developed that incorporates the needs of the users of the models and the analyses that are anticipated to be performed in future. These efforts creates consistency among the federal, state, and local policy requirements and the capabilities of the analytical tools.

Air Quality Planning and Operations

The Clean Air Act Amendments of 1990 and MAP-21 call for the integration of transportation and air quality planning activities at local, State, and federal levels. The Dallas-Fort Worth area has been designated as nonattainment for ozone since 1991. Effective July 20, 2012, the Environmental Protection Agency classified Collin, Dallas, Denton, Ellis, Johnson, Kaufman, Parker, Rockwall, Tarrant, and Wise Counties as moderate nonattainment under the 2008 National Ambient Air Quality Standards (NAAQS) for 8-Hour ozone, which stipulates an attainment deadline of July 20, 2018.

NCTCOG staff will conduct an air quality conformity analysis in the nonattainment area, which is a quantitative assessment to ensure that the region's air quality is not worsened through the implementation of transportation projects and programs included in the Transportation Improvement Program and Metropolitan Transportation Plan. In addition, highly technical link-based emission inventories will be developed to assist the Texas Commission on Environmental Quality (TCEQ) in their air quality planning efforts.

The Transportation Department continues to identify emissions reduction strategies for inclusion in transportation conformities and the applicable State Implementation Plan (SIP) aimed at improving air quality. During FY2016, efforts will continue to focus on the development and implementation of multi-pollutant reduction strategies across the ten-county nonattainment area. These strategies are designed to reduce travel demand and energy use, demonstrate new technologies through pilot and funding programs, increase enforcement of new and existing policies and rules, and inform the public regarding the importance of improving the region's air quality. Staff will conduct on-site monitoring of grant funded activities to ensure compliance. These programs will be pursued as part of a coordinated and comprehensive planning approach to the region's air quality efforts. In addition to other State and federal funding sources, the Regional Transportation Council has provided Surface Transportation Program--Metropolitan Mobility, Congestion Mitigation and Air Quality Improvement Program, Transportation Development Credits, and local funding to support NCTCOG's involvement in these efforts.

Major initiatives in FY2016 are to continue administration and expansion of the light-duty vehicle repair and replacement program funded through TCEQ and other programs related to accelerated fleet replacement and advanced truck/equipment technologies, including idle-reduction; marketing, education, and assistance efforts to support programs designed to improve air quality and reduce energy use; implementation of other emissions-reduction programs that support the SIP, including partnerships, regional policies, demonstration programs, and enforcement initiatives; and providing technical assistance to other agencies, including studies used to assist in various air quality modeling procedures. Additionally, funding awarded by the US Department of Energy to the DFW Clean Cities will be utilized to coordinate and provide critical training on alternative fuels and alternative fuel vehicles to mechanics/technicians, first responders, public safety officials, and other critical service providers throughout Texas, Louisiana, Arkansas, and Oklahoma.

Transportation Planning and Regional Transit Coordination and Operations

Federal planning regulations require that urbanized areas have a Metropolitan Transportation Plan (MTP) in place that identifies major long-range transportation improvements over a timeframe of at least 20 years. This multimodal MTP for North Central Texas includes freeways, toll roads, managed lanes, major arterials, passenger rail lines, bicycle and pedestrian facilities, and transportation programs such as sustainable development, congestion management, and safety and security. During FY2016, staff efforts will focus on development of a new MTP called Mobility 2040. This MTP will incorporate new demographics, the latest planning regulations and requirements, updated information from corridor planning efforts, and the inclusion of new funding sources. Mobility 2040 is scheduled to be considered for adoption by the RTC in spring of 2016. Following the scheduled adoption of the new plan, staff efforts will focus on the implementation of MTP recommendations as well as follow-up studies and documentation including scenario analyses.

For projects identified in the Metropolitan Transportation Plan, NCTCOG Transportation Department staff works with the region's various transportation and resource agencies on detailed corridor studies to evaluate transportation alternatives and to address transportation-related issues such as local government land-use policies, neighborhood and community goals, and economic development. These detailed corridor studies may be performed as part of the federal National Environmental Policy Act (NEPA) process or independently. In all of these studies, NCTCOG Transportation Department staff performs a variety of functions in support of the corridor study process ranging from the facilitation of meetings and consensus building to the development of detailed travel forecasts for the evaluation of alternatives, environmental justice analysis, and mobile source air toxics analysis.

Transportation planning also requires taking into account concerns for the social, cultural, and natural environment early in the transportation planning process. Initiatives will continue to identify potential environmental impacts and develop mitigation strategies that can be used to avoid, minimize, or mitigate these impacts. These efforts will result in the identification of strategies and the development of programs that will contribute to facilitating the delivery of transportation projects and the implementation of transportation projects that are sensitive to natural resources in North Texas. This work will include additional consultation with agencies responsible for resource/conservation management, the comparison of the transportation plan with resource data and inventories, and the development of regional processes and programs that incorporate decisions in the planning process that can be carried through corridor- and system-level analyses. Transportation staff also integrates principles of environmental justice through assessment, analysis and outreach to ensure the MPO meets all federal and State regulatory requirements for considering protected populations.

NCTCOG Transportation staff also provides support to local governments in the form of subarea studies, thoroughfare planning, and technical assistance. Each year, cities and counties in North Central Texas request assistance from NCTCOG for the development or update of thoroughfare plans, with staff efforts focusing on the preparation of travel forecasts to support local government efforts. NCTCOG's involvement ensures that plans are compatible and coordinated across jurisdictions. NCTCOG staff will also track and maintain the listing of Regionally Significant Arterials, revise the Federal Functional Classification System as needed, and work with county and local government representatives to develop and monitor county-wide thoroughfare needs assessments for the region.

Transportation staff also has the responsibility for public transit planning and coordination. This is a significant area of responsibility for NCTCOG staff involving assistance to transportation authorities, transit agencies, non-traditional providers and local governments in the evaluation of opportunities for improving existing public transit services, as well as establishing transit service in locations where it currently does not exist in the region. Planning activities are carried out in cooperation with all existing public transit providers. Efforts include those necessary to implement the specific project recommendations contained in the Metropolitan Transportation Plan. Special attention will be placed on providing technical support in pursuing funding for the portion of the recommendations in areas not currently served by an existing transportation authority. Corridor studies, subarea studies, and needs assessments are conducted to identify appropriate public transportation solutions.

Public transportation coordination activities focus on identifying opportunities for increased transportation services in the region. Ensuring that transportation is available for individuals with disabilities, limited-income individuals, and older adults is vital. Access North Texas, the regional public transportation coordination plan for North Central Texas, identifies strategies to move the region toward more seamless public transportation services. Ongoing Access North Texas efforts include implementation of strategies in the plan, committees to assess transportation needs, transit system improvements, and improved efficiency in the use of transit capital resources in the region. Continuing focus areas in FY2016 include efforts to pilot a vehicle lease program and explore options for service outside transit authority boundaries through a partnership with Dallas Area Rapid Transit, Fort Worth Transportation Authority, and the Denton County Transportation Authority. Additional projects include transit needs assessments, planning studies, and technical assistance for small transit operators. In addition, this program area supports NCTCOG's administration and oversight responsibilities as a Designated Recipient for the Bus and Bus Facilities Program (Federal Transit Administration Section 5339), Enhanced Mobility for Seniors and

Individuals with Disabilities Program (Federal Transit Administration Section 5310), Job Access/Reverse Commute Program (former Federal Transit Administration Section 5316), New Freedom Program (former Federal Transit Administration Section 5317) and Urbanized Area Formula Program (Federal Transit Administration Section 5307) grant funds.

Aviation Planning and Education

Aviation is an essential part of the North Central Texas economy and serves as a vital transportation option for the region. As the nation's largest inland port, and the fourth largest metropolitan area, there is a heavy dependence upon the success of the aviation system. To maintain a competitive/pivotal role in this international industry, it is vital to protect and maintain the existing airport system in North Central Texas.

NCTCOG aviation planning and education efforts focus on regional general aviation airports and heliports as well as the development of aviation education strategies. Land-use planning to preserve aviation and airspace infrastructure, along with development of tools and resources to mitigate encroachment, will be coordinated with regional partners and aviation stakeholders. Work with new technology, such as unmanned aircraft systems, will be explored as a cost-effective means to collect aerial imagery and data to enhance transportation/aviation planning. In addition, the North Texas Aviation Education Implementation and Outreach efforts will focus on continued outreach events including working with students at local aviation programs using equipment that simulates flight and other tools. This includes high schools, colleges, and universities for the continued development of a dynamic and integrated aviation academic system in the region. Anticipated products will include a variety of outreach strategies to local students to promote clear aviation career pathways by utilizing and expanding www.NCTaviationcareers.com to support existing academic programs. Reports on student enrollment, workforce needs, and program curriculum will be published.

Separately, issues related to surface transportation access to the aviation system will be studied and monitored. Maintaining the efficiency of the air transportation system will require regular inventory, monitoring, and documentation of roadway, truck, and rail bottlenecks, as well as coordination of safety and security issues related to access and egress. Long-term aviation performance-measure tracking will continue.

Strategic Corridor Initiatives

The continuing challenges of population growth, struggling economic markets and further reduced levels of funding from federal and State partners requires the North Texas region to develop an even greater focus on the need for innovative local funding and improved public-private partnerships. In FY2016, Strategic Initiative staff will continue to assist local, regional, State, and federal partners to identify innovative funding strategies, analyze public-private partnership opportunities, and expedite implementation of major transportation projects, particularly those which deal with multiple transportation modes concurrently and/or enable flexibility for strategic phased construction. Included in this effort will be the Cotton Belt Corridor passenger rail continued evaluation to implement a regional passenger rail corridor; assistance towards the TIGER-funded Dallas-to-Oak-Cliff Streetcar project; support of the Dallas Trinity Parkway; investigations of opportunities for people mover technologies; and investigation of opportunities for higher-speed rail (at-grade) and high-speed rail (grade separated) providing connections to mega-region partners. Staff will also assist the region's transportation providers with input on planning, design, engineering, public/agency involvement, and other streamlined delivery or performance evaluation functions for additional regionally significant projects as identified within the Metropolitan Transportation Plan or other programs.

As the nation's largest inland port, the long-term growth and development of the region's freight industry is critical to the regional economy. Freight movement within and through the Dallas-Fort Worth Metropolitan Area is continuing to grow in importance as the region's population continues to grow and traffic congestion increases. During FY2016, efforts will continue to focus on intermodal and freight transportation issues, including maintaining and improving access to major intermodal facilities and planning for the increased flow of truck traffic and goods related to the IH 35 North America Free Trade Agreement (NAFTA) corridor and other major truck corridors in the region. Staff will continue work to expand left-lane truck restrictions

throughout the region. Freight planning will also address at-grade railroad crossing safety, railroad quiet zone implementation, air quality impacts regarding freight movements, investigate truck parking topics, the creation of freight system plan follow-up studies, promoting freight-oriented developments, and reviewing the hazardous materials shipment routes.

The Transportation Department is responsible for the development, integration, maintenance, and dissemination of transportation data and information. This activity focuses specifically on the development of Web-based applications for use in the sharing and collecting of a variety of transportation and air quality data. This element includes both the improvement of existing Internet/Intranet applications and the creation of new ones. Another aspect of this program area is to manage and coordinate Geographic Information System (GIS) technologies so that they can be effectively utilized for transportation planning; this may include research, development, design, training, and maintenance activities.

Environmental Streamlining

The environmental program area focuses on helping transportation providers expedite environmental clearances and permits to allow critical regional projects to advance through development, approval, and implementation as soon as possible. The goal of this program is to help reduce cost escalation due to inflation, alleviate congestion faster, and assist the region in meeting air quality goals.

Staff will be providing assistance and guidance in the development of National Environmental Policy Act (NEPA) and local environmental documents for various projects such as the IH 35E/US 67 Southern Gateway project, IH 635 East, Collin County Outer Loop, IH 30 in Arlington/Grand Prairie, and off-system projects funded with Regional Toll Revenues. Efforts will include linking regional environmental, community, and economic goals from the MTP with project-level goals; assisting in the research, analysis, and development of new methodologies for resource studies/analyses for NEPA documents such as the regional tolling and MSAT analyses; providing research, analysis, and preparation of documents or sections for NEPA documents; and reviewing NEPA documents. With regards to expediting environmental permits, staff will continue to carry out activities associated with the Memorandum of Agreement between the United States Army Corps of Engineers (USACE) and NCTCOG to expedite the evaluation of Section 404 permits that are required for regional priority transportation projects. Staff will continue to monitor and provide oversight of USACE Section 408 activities related to the Trinity flood control project.

Also included is the management of computer resources and computer hardware requests necessary for transportation and air quality planning. The overall goal of this work is to provide NCTCOG staff with the tools and ongoing technical support needed to complete work tasks in an efficient and timely manner.

Legal Services

The Legal Services Program Area provides legal advice on a wide range of topics regarding the Transportation Department's programs, projects, policies, and procedures. This includes advice with respect to NCTCOG authority and approvals, procurement-related activities, Public Information Act requests, Open Meetings Act requirements, enforcement of contractual obligations for sub-grantees and contractors, and interpretation of federal, State, and local laws and regulations impacting RTC and Departmental initiatives. Legal Services also conducts legal sufficiency reviews of agreements necessary to carry out RTC and Departmental initiatives.

NCTCOG DEPARTMENTAL STAFFING SUMMARY
DEPARTMENT: TRANSPORTATION

Position Title	Grade	Full Time		
		2014	2015	2016
Director of Transportation	B-33	1	1	1
Assistant Director of Transportation	B-32	1	1	1
Counsel for Transportation	B-31	1	1	1
Project Engineer	B-31	1	1	1
Senior Program Manager	B-31	6	6	5
Program Manager	B-28	9	9	9
Transportation System Modeling Manager	B-28	1	1	1
Grants and Contracts Manager	B-26	2	1	1
Information Analyst Supervisor	B-26	1	1	-
Public Involvement Manager	B-26	1	1	1
Administrative Program Supervisor	B-25	1	1	1
Air Quality Operations Manager	B-25	1	1	2
Assistant Counsel to Transportation	B-25	1	1	1
Grants and Contracts Supervisor	B-25	-	2	2
Principal Transportation/AQ Planner	B-25	11	9	9
Senior Transportation System Modeler	B-25	2	3	3
Transportation System Operations Supervisor	B-25	1	1	1
Communication Supervisor	B-23	2	2	2
Senior Transportation/AQ Planner	B-23	10	15	15
Senior Grants and Contract Coordinator	B-22	7	4	5
Senior Information Analyst	B-22	1	1	1
Technology Support Coordinator	B-22	1	1	1
Transportation System Modeler II	B-22	2	1	2
Air Quality Operations Coordinator	B-21	1	1	2
Communication Coordinator	B-21	1	2	2
Transportation System Modeler I	B-21	2	2	1
Transportation/AQ Planner III	B-21	15	13	13
Grants and Contracts Coordinator II	B-20	5	3	5
Graphic Design Coordinator	B-20	1	1	1
Administrative Program Coordinator	B-19	1	1	1
Executive Assistant	B-19	-	-	1
Transportation/AQ Planner II	B-19	10	7	19
Air Quality Operations Analyst II	B-18	4	3	4
Grants and Contracts Coordinator I	B-18	2	6	4
Program Assistant II	B-18	-	-	3
Air Quality Operations Analyst I	B-17	-	-	1
Communications Specialist II	B-17	2	2	5
Transportation/AQ Planner I	B-17	19	22	12
Audio/Visual/Computer Support Technician	B-15	1	1	1
Communications Specialist I	B-15	3	2	-
Computer Support Technician	B-15	1	1	1
Air Quality Operations Services Assistant II	A-15	2	2	3
Senior Administrative Assistant	A-15	12	12	7
Administrative Assistant	A-13	1	1	5
Air Quality Operations Services Assistant I	A-13	2	1	1
	Totals	149	148	158

Position Title	Grade	Temporary / Part Time		
		2014	2015	2016
Intern	A-09	13	16	15
Engineer	B-31	-	-	2
	Totals	13	16	17

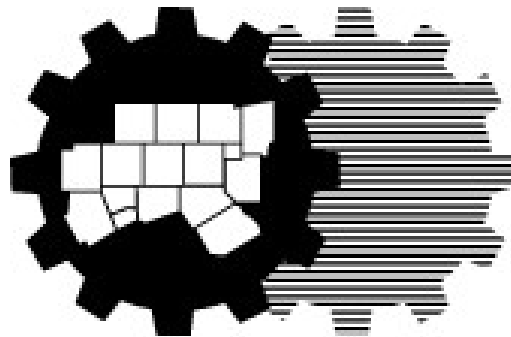
NCTCOG DEPARTMENTAL BUDGET SUMMARY
DEPARTMENT: TRANSPORTATION

Type of Expenditure	Fiscal Year 2014	Fiscal Year 2015	Fiscal Year 2016		
	Actual Expenditures	Budget	Budget	Change	Percentage of Operations
COST OF OPERATIONS					
Salaries	7,596,359	9,017,729	9,895,270	877,541	20.51%
Fringe Benefits	3,295,595	3,877,623	4,331,919	454,296	8.98%
Indirect	1,914,180	2,282,390	2,516,861	234,471	5.22%
Occupancy	875,013	843,529	859,129	15,600	1.78%
Travel	120,971	240,355	182,334	(58,021)	0.38%
Capital Outlay	118,034	110,000	134,500	24,500	0.28%
Contract Services	30,300,698	14,415,516	6,765,180	(7,650,336)	14.02%
Other	5,030,820	5,924,187	23,569,639	17,645,452	48.84%
Total Cost of Operations	49,251,670	36,711,329	48,254,832	11,543,503	100.00%
Total Pass-Through	313,832	32,784,572	23,889,046	(8,895,526)	
Total In-Kind	5,655,117	3,930,487	4,218,535	288,048	
Total Expenditures	55,220,619	73,426,388	76,362,413	2,936,025	

NCTCOG DEPARTMENTAL FUNDING SUMMARY
DEPARTMENT: TRANSPORTATION

Funding Source	Indirect Charges & Billed Services	Inter - Departmental Transfers	General Fund	Local Governments (In-Kind)	Local Contracts	Total Local Funds	State Administered Grants	Federal Grants	Total Revenues
Texas Department of Transportation	-	-	-	-	-	-	33,652,009	-	33,652,009
Texas Commission of Environmental Quality	-	-	-	-	-	-	22,142,175	-	22,142,175
Federal Transit Authority	-	-	-	-	-	-	-	12,489,193	12,489,193
Local	-	-	-	4,218,535	4,415,088	8,633,623	-	-	8,633,623
Federal Highway Administration	-	-	-	-	-	-	-	769,221	769,221
Environmental Protection Agency	-	-	-	-	-	-	-	490,332	490,332
Department of Energy	-	-	-	-	-	-	-	335,070	335,070
Department of Defense	-	-	-	-	-	-	-	258,686	258,686
Agency Management	-	65,000	-	-	-	65,000	-	-	65,000
Federal Aviation Administration	-	-	-	-	-	-	-	49,584	49,584
Environment & Development Department	-	20,000	-	-	-	20,000	-	-	20,000
Community Services Department	-	(61,480)	-	-	-	(61,480)	-	-	(61,480)
Environment & Development Department	-	(98,500)	-	-	-	(98,500)	-	-	(98,500)
Research & Information Service Department	-	(1,108,500)	-	-	-	(1,108,500)	-	-	(1,108,500)
Administration Department	-	(1,274,000)	-	-	-	(1,274,000)	-	-	(1,274,000)
Total Available Revenue:	-	(2,457,480)	-	4,218,535	4,415,088	6,176,143	55,794,184	14,392,086	76,362,413

Program Description	Fiscal Year 2014 Actual		Fiscal Year 2015 Budget		Fiscal Year 2016 Budget		TOTAL EXPENDITURES
	Operations	Pass - Through / In-Kind	Operations	Pass - Through / In-Kind	Operations	Pass - Through / In-Kind	
Planning and Implementation Programs Non-Formula Funded	40,783,432	5,967,555	28,491,062	36,715,059	39,144,200	28,107,581	67,251,781
Planning Studies Formula Funded (RC-1)	8,391,641	1,394	8,220,267	8,220,267	9,110,632	-	9,110,632
Interdepartmental Support	76,597	-	-	-	-	-	-
Total Expenditures:	49,251,670	5,968,949	36,711,329	36,715,059	48,254,832	28,107,581	76,362,413



**North Central Texas
Council of Governments**

WORKFORCE DEVELOPMENT PROGRAM SUMMARY

Workforce Solutions for North Central Texas Department Overview

The North Central Texas Workforce Development Area covers over 10,000 square miles and includes the fourteen counties of: Collin, Denton, Ellis, Erath, Hood, Hunt, Johnson, Kaufman, Navarro, Palo Pinto, Parker, Rockwall, Somervell, and Wise. These counties surround Dallas County and Tarrant County and are comprised of the Dallas-Plano-Irving and the Fort Worth-Arlington MSA (per Texas MSA 2014 redefinitions).

Our work is driven by the needs of our business community. Our mission is to advance business-driven talent development strategies that promote economic growth, opportunity and a quality workforce.

Services provided in our workforce centers include the Workforce Innovations Opportunities Act (WIOA) for Adults, Dislocated Workers and Youth, Employment Services (ES), Choices (Temporary Assistance to Needy Families recipients), Supplemental Nutrition Assistance Program Employment & Training (SNAP E&T), TAA (Trade Adjustment Act), Rapid Response Services, Choices Non-Custodial Parent Program and Child Care Services. Additional services may also include those that are funded through special projects or initiatives.

The Workforce Development Board

The Board consists of 29 members appointed by their elected officials. Because businesses are the driving force within the economy, the Board is comprised largely of private business leaders. However, the Board includes representatives from the other key partners within the workforce system: economic development entities, chambers of commerce, labor, education, and community organizations.

The Workforce Development Board contracts with the North Central Texas Council of Governments to serve as its fiscal agent to provide staff support and administer the day-to-day operations of programs. Workforce Development is responsible for an approximate annual budget of \$66 million. Members of the Workforce Development boards are leaders within their communities and are appointed by the chief elected official of the county in which they reside or operate their business.

Performance, Employer and Job Seeker Services

The Workforce Board selected a new Workforce Center and Child Care contractor beginning in FY 2016. ResCare Workforce Services will operate our 11 Workforce Centers serving the 14 counties in the North Central Texas service area. Note: In counties where a workforce center is not physically located services are provided on an itinerant basis using our Mobile Workforce Unit (MWU). In June 2015, in partnership with Workforce Solutions for Tarrant County, the Alliance Opportunity Center opened focusing on serving the businesses around the Alliance region.

The DFW Metroplex is home to the headquarters of 18 Fortune 500 companies and over 49,000 employers. From October 1, 2013 to September 30, 2014 the North Central Texas Workforce Area had an average yearly unemployment rate of 5%. It is estimated that this year 41,000 unemployment claimants were put back to work.

Our workforce centers provide services to the entire population which includes unemployed and under-employed individuals seeking a better career or interested in exploring other career options. This year, it is estimated that over 92,500 unique individuals will receive assistance through our workforce centers and we will provide child care services to more than 5,500 children every day. The MWU provided on-site services to employers and communities throughout the region serving a total of 3,000 customers.

Workforce Solutions for North Central Texas provides employers with recruitment assistance for job openings, labor market information, outplacement services for companies who are downsizing, skills assessment for current employees and assistance in meeting federal and state employment requirements. Job seekers can access labor market and workforce data, information regarding area education and training programs, and access to WorkInTexas.com, the statewide job matching system which connects job seekers to employers. Additionally, we offer workshops on various subjects from job search techniques to interviewing skills, as well as training for high growth occupations and support services such as child care and transportation.

**NCTCOG DEPARTMENTAL STAFFING SUMMARY
DEPARTMENT: WORKFORCE DEVELOPMENT**

Position Title	Grade	Full Time		
		2014	2015	2016
Director of Workforce Development	B-32	1	1	1
Operations Manager	B-28	1	1	1
Quality Assurance Manager	B-28	1	1	1
Workforce Development Manager	B-28	1	1	1
Business Development Manager	B-26	1	1	1
Manager of Workforce Development Information Systems	B-26	1	1	1
Grants and Contracts Administrator	B-25	1	1	1
Business Development Supervisor	B-23	-	2	2
Senior Operations Specialist Childcare4	B-23	1	1	1
Compliance Investigator	B-22	1	1	1
Senior Database Specialist	B-22	2	2	2
Senior Quality Assurance Specialist Reports	B-22	1	1	1
Senior Communications Specialist	B-21	1	1	1
Senior Operations Specialist	B-21	4	3	3
Senior Workforce Facilities Coordinator	B-21	1	1	1
Grants and Contracts Coordinator II	B-20	2	1	1
Senior Business Development Liaison	B-20	2	3	8
Senior Quality Assurance Specialist	B-20	4	3	3
Workforce Research Specialist	B-19	1	1	1
Workforce Planner II	B-19	1	1	1
Early Childhood Specialist	B-18	4	4	4
Workforce Facilities Coordinator	B-17	1	1	1
Administrative Assistant II	A-17	1	1	1
	Totals	34	34	39

Position Title	Grade	Temporary / Part Time		
		2014	2015	2016
Intern	A-09	-	-	1
Training and Development Coordinator	B-26	1	1	1
	Totals	1	1	2

**NCTCOG DEPARTMENTAL BUDGET SUMMARY
DEPARTMENT: WORKFORCE DEVELOPMENT**

Type of Expenditure	Fiscal Year 2014	Fiscal Year 2015	Fiscal Year 2016		
	Actual Expenditures	Budget	Budget	Change	Percentage of Operations
COST OF OPERATIONS					
Salaries	1,669,446	1,922,543	2,350,139	427,596	31.13%
Fringe Benefits	699,153	826,693	1,027,011	200,318	13.61%
Indirect	418,348	486,615	597,756	111,141	7.92%
Occupancy	187,129	427,022	434,201	7,179	5.75%
Travel	125,268	196,518	245,901	49,383	3.26%
Capital Outlay	38,972	143,210	169,832	26,622	2.25%
Contract Services	127,584	2,388,688	1,970,086	(418,602)	26.10%
Other	8,540,387	521,806	753,628	231,822	9.98%
Total Cost of Operations	11,806,287	6,913,095	7,548,554	635,459	100.00%
Total Pass-Through	43,659,014	55,407,057	57,078,784	1,671,727	
Total In-Kind	2,735,591	2,985,406	3,601,867	616,461	
Total Expenditures	58,200,892	65,305,558	68,229,205	2,923,647	

NCTCOG DEPARTMENTAL FUNDING SUMMARY
DEPARTMENT: WORKFORCE DEVELOPMENT

Funding Source	Indirect Charges & Billed Services	Inter - Departmental Transfers	General Fund	Local Governments (In-Kind)	Local Contracts	TOTAL LOCAL FUNDS	State Administered Grants	Federal Grants	TOTAL REVENUES
Texas Workforce Commission	-	-	-	3,601,867	-	3,601,867	67,063,255	-	70,665,122
United States Department Of Labor	-	-	-	-	-	-	-	155,750	155,750
Administration Department	-	(603,570)	-	-	-	(603,570)	-	-	(603,570)
Research & Information Services Department	-	(1,988,097)	-	-	-	(1,988,097)	-	-	(1,988,097)
Total Available Revenues:	-	(2,591,667)	-	3,601,867	-	1,010,200	67,063,255	155,750	68,229,205

Program Description	Fiscal Year 2014 Actual			Fiscal Year 2015 Budget			Fiscal Year 2016 Budget		
	Operations	Pass - Through / In-Kind	TOTAL EXPENDITURES	Operations	Pass - Through / In-Kind	TOTAL EXPENDITURES	Operations	Pass - Through / In-Kind	TOTAL EXPENDITURES
Child Care	2,537,266	37,319,554	39,856,820	3,970,453	40,356,799	44,527,252	4,169,028	45,514,363	49,683,391
Workforce Innovations Opportunities Act (WIOA)	5,910,030	5,689,684	11,499,714	1,831,127	11,049,269	12,880,396	2,125,153	9,734,456	11,859,609
Temporary Assistance for Needy Families (TANF)	1,108,444	2,106,375	3,214,819	489,880	2,644,476	3,134,356	593,170	2,448,880	3,042,050
Trade Adjustment Assistance	759,798	29,821	789,619	1,901	1,264,447	1,266,348	2,468	1,203,388	1,205,856
Supplemental Nutrition Assistance Program (SNAP)	303,350	654,314	957,664	173,385	955,318	1,128,703	202,209	660,094	862,303
Employment Services	-	-	-	130,021	595,496	725,517	133,769	542,073	675,842
Non Custodial Parent (NCP) TANF	13,242	37,353	50,595	28,709	227,802	256,511	56,389	186,038	242,427
Department Of Labor H 1B Grant	901,209	-	901,209	140,764	745,000	885,764	64,761	87,000	151,761
Industry-Recognized Skills Certification Initiative	-	-	-	-	165,277	165,277	-	140,485	140,485
Texas Veterans Commission	11,564	112,792	124,356	16,530	113,579	130,109	21,350	98,874	120,224
Local Innovation Partnership Grants	-	-	-	-	-	-	105,512	5,000	110,512
High Growth In Demand Job Training	-	-	-	-	75,000	75,000	-	60,000	60,000
Long Term Unemployment	192	-	192	106,432	-	106,432	55,000	-	55,000
Resource Administration Grant	219,077	521,466	740,543	23,893	-	23,893	19,745	-	19,745
Department Of Labor Community Based Job Training	35,222	-	35,222	-	-	-	-	-	-
Emergency Unemployment Compensation	6,893	23,246	30,139	-	-	-	-	-	-
Total Expenditures:	11,806,287	46,394,605	58,200,892	6,913,095	56,392,463	65,305,558	7,548,554.00	60,680,651.00	68,229,205

EMERGENCY PREPAREDNESS PROGRAM SUMMARY

MISSION AND GOALS STATEMENT

The primary mission of the Emergency Preparedness Department is to enhance lasting partnerships and proactive emergency preparedness initiatives through advocacy, communication and collaboration.

HOMELAND SECURITY FUNDING FOR THE NORTH CENTRAL TEXAS REGION

In FY2015, the Emergency Preparedness Department anticipates the region receiving \$14,725,000 for the FY2015 Urban Area Security Initiative (UASI) from the U.S. Department of Homeland Security to be implemented throughout FY2016. At least 25% of the funding award must be dedicated toward law enforcement activities for a total of \$3,875,000. Once funds are received, allocations are made to certain regional projects and distributed to the three UASI core cities, four metro counties, and jurisdictions with a population of 100,000 within those counties. The Urban Area Working Group utilizes regional working groups comprised of subject matter experts representing various disciplines to review discipline specific information and projects. The regional working groups include: Training & Exercise, Explosive Ordinance Disposal, Urban Search and Rescue, Hazardous Materials, Special Weapons and Tactics, Citizen Corps Programs, Public Education, Fusion Center, Interoperable Communications, Public Information, and Emergency Management.

Additionally, the region anticipates receiving \$1,561,191.35 for the FY2015 State Homeland Security Program (SHSP) grant from the U.S. Department of Homeland Security through the Governor's Office of the State of Texas. These funds will also be implemented throughout FY2016 and at least 25% of the funding award must be dedicated toward law enforcement activities for a total of \$436,465.96. Funding through FY15 SHSP supports the implementation of State Homeland Security Strategies to address the capability targets established in the regional Threat and Hazard Identification and Risk Assessment. The Regional Emergency Preparedness Advisory Committee (REPAC) utilized the regional working groups to create and submit projects to benefit the region. These projects will close gaps and build capabilities by enhancing citizen preparedness in disaster events, providing equipment and training to regional special response teams, and funding another region-wide full-scale exercise. As a result of the funded projects, the capacity of local governments throughout the region to prevent, protect against, mitigate, respond to, and recover from a terrorist incident or other catastrophic event will be greatly enhanced.

TRAINING AND EXERCISE

In FY2015, the Emergency Preparedness Department contracted with the Department of State Health Services (DSHS) to provide trainings and an exercise related to regional response to mass casualty events. EP coordinated multiple training opportunities throughout various jurisdictions in Health Service Regions (HSR) 2/3. Rural and urban jurisdictions throughout the HSR were invited to participate in a contractor facilitated tabletop exercise to determine additional gaps in regional planning and response. The total amount of the contract was \$99,998 and EP anticipates \$57,500 carrying over to FY2016 to potentially support DSHS involvement in the regional full scale exercise which will take place in November 2016.

Additionally, in FY2016, EP anticipates a second contract with DSHS to provide a tabletop exercise and identify gaps in regional planning for response to an infectious disease event. The anticipated amount of the contract is \$57,785. The goal of the project will not only be to identify gaps in regional response to an infectious disease event, but also to evaluate and crosswalk existing plans, identify gaps in those plans, and develop a regional plan that outlines how DSHS will function with various agencies in the region.

MITIGATION

Mitigation efforts will continue to play a significant role in the Emergency Preparedness Department's (EP) regional goals for FY16. EP has received \$3,729,237.75 in federal mitigation funding through three Hazard Mitigation Grant Program (HMGP) awards and two Pre-Disaster Mitigation (PDM) Grant awards.

HMGP awards are competitive statewide and serve to fund projects promoting mitigation activities. Of the three HMGP awards to the North Central Texas Council of Governments, two fund planning projects to develop multijurisdictional hazard mitigation action plans (HazMAPs) for ten North Central Texas (NCT) counties. HazMAPs help communities identify natural hazards and analyze the likelihood of occurrence and potential impact of those hazards. Based on the hazard analysis, communities identify strategies, goals, action items and projects that reduce the impact of identified hazards on their communities. When HazMAPs are approved by the Texas Division of Emergency Management (TDEM), the Federal Emergency Management Administration (FEMA), and adopted by each participating community, participants become eligible to apply for FEMA Hazard Mitigation Assistance (HMA) Grants to assist with the implementation of mitigation projects in their communities. The third HMGP award funds the North Central Texas Safe Room Rebate Program, administered to all sixteen NCT counties. This grant provides funds to rebate 50% of eligible residential shelter and installation costs, up to \$3000, as available funding permits.

The PDM Grant awards, competitive nationwide, fund updates to the Dallas, Tarrant, Denton, and Collin county multijurisdictional HazMAPs, as is required every five years.

Federal mitigation grant funds in the amount of \$3,729,237.75 will be in use during FY16 for the following projects:

- HMGP DR1931: \$168,070.00, completion of new HazMAPs for Hood, Johnson, Parker, and Wise counties
- PDM-12: \$168,918.75, completion of HazMAP updates for Dallas and Tarrant counties
- HMGP DR1999-23: \$317,250.00, completion of new HazMAPs for Erath, Palo Pinto, Ellis, Hunt, Navarro and Somervell counties
- HMGP DR1999-02: \$2,825,000.00, North Central Texas Safe Room Rebate Program
- PDM-13: \$249,999.00, completion of HazMAP updates for Collin and Denton counties

In addition to funding already awarded, the Emergency Preparedness Department will work to obtain additional HMA funding for the NCT Safe Room Rebate Program, and for planning grants for jurisdictions with expiring HazMAPs.

EP will also continue to collaborate with partners and stakeholders to increase mitigation planning, grants, and projects in NCT, thereby helping to ensure the region is safer and residents are less vulnerable to local hazards.

COLLABORATIVE ADAPTIVE SENSING OF THE ATMOSPHERE

North Central Texas Council of Governments (NCTCOG) Emergency Preparedness Department is coordinating the Collaborative Adaptive Sensing of the Atmosphere (CASA WX) project.

The Emergency Preparedness Department anticipates it will receive approximately \$300,000 in CASA WX Program member dues for FY2016. CASA WX Membership dues are used to fund the operations of the CASA radar network as well as overarching organizational support. Organizational support includes coordination of the CASA WX Executive Council and collaboration with the CASA researchers at the University of Massachusetts. Using the CASA WX program member dues, NCTCOG will contract with the CASA WX partners for installation and operation of the CASA WX radars.

It is expected that the Emergency Preparedness department will receive approximately \$150,000 from private sector members and approximately \$150,000 from the Meadows Foundation to support CASA WX network operations and installation of the network of radars.

The Emergency Preparedness Department received an advancement of \$100,000 from the Emergency Preparedness deferred account. The terms of the advancement are repayment at 3% over 5 years. As of June 30, 2015 the amount due on the advancement to CASA was \$63,999.59 consisting of \$62,579.58 on the balance plus \$1,420.01 in interest.

LOCAL

The Emergency Preparedness Department anticipates it will receive approximately \$420,000 in Regional Emergency Preparedness Program member dues for FY2016. The increase from FY15 projections centers on some jurisdiction's moving to different member brackets due to population increases. The Program is one of the largest and most effective emergency preparedness efforts in the United States. It facilitates collaborative planning, projects and programs that help to build both local and regional capabilities which in turn enhance the protection of our North Central Texas populations and critical infrastructure. Member dues are used to fund a diverse variety of services aimed at creating a stronger, safer region through lasting partnerships and proactive emergency preparedness initiatives. The overarching expense from this funding stream is organizational support. Deliverables are intended to embrace the needs of a wide spectrum of disciplines associated with emergency preparedness and management, including public service, police, fire, emergency management, public works, transportation, special districts, and others. FY2016 Regional Emergency Preparedness Program dues will help address ever changing regional needs, facilitate regional meetings to seek collaborative solutions to common issues, support information technology to better enhance the safety of our region, and allow the Department to remain fluid in our response to emergency management needs. In 2015, member dues helped facilitate the Integrated Warning Team (IWT) workshop in conjunction with the National Weather Service and enhanced the Regional Public Works Emergency Response Team.

FY2016 member dues will continue to support identified regional emergency preparedness goals, bring information and training to meet regional needs, and support standard functions such as regional trainings, exercise support, grant assistance and management, project facilitation and support; and advocacy services when appropriate. As a result of member support, the Emergency Preparedness Department is able provide these and other services, accomplishing regional goals and objectives that could not otherwise be met.

**NCTCOG DEPARTMENTAL STAFFING SUMMARY
DEPARTMENT: EMERGENCY PREPAREDNESS**

Position Title	Grade	Full Time		
		2014	2015	2016
Director of Emergency Preparedness	B-32	1	1	1
Emergency Preparedness Manager	B-26	1	1	1
Senior Emergency Preparedness Specialist	B-21	2	1	1
Senior Tech Specialist	B-20	1	1	-
Emergency Preparedness Spec	B-19	3	5	7
Emergency Preparedness Program Assistant II	B-18	-	1	-
Emergency Preparedness Program Assistant	B-17	3	-	1
Administrative Assistant	A-15	1	1	-
	Totals	12	11	11

Position Title	Grade	Temporary / Part Time		
		2014	2015	2016
Emergency Preparedness Program Assistant	B-17	-	2	
Administrative Assistant	A-15	-	-	1
Intern	A-09	3	1	1
	Totals	3	2	2

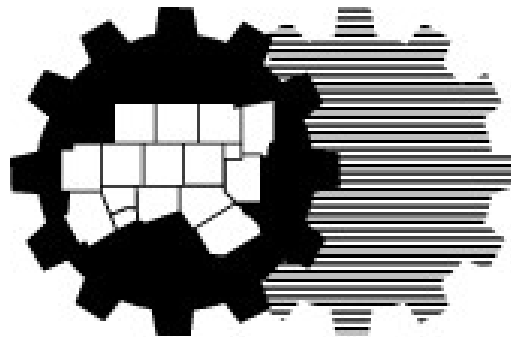
**NCTCOG DEPARTMENTAL BUDGET SUMMARY
DEPARTMENT: EMERGENCY PREPAREDNESS**

Type of Expenditure	Fiscal Year 2014	Fiscal Year 2015	Fiscal Year 2016		
	Actual Expenditures	Budget	Budget	Change	Percentage of Operations
COST OF OPERATIONS					
Salaries	556,157	676,664	577,526	(99,138)	11.28%
Fringe Benefits	228,894	290,966	252,379	(38,587)	4.93%
Indirect	138,634	171,271	146,893	(24,378)	2.87%
Occupancy	53,818	52,434	53,092	658	1.04%
Travel	26,442	21,000	29,400	8,400	0.57%
Capital Outlay	12,189	-	-	-	-
Contract Services	719,037	1,770,824	2,649,682	878,858	51.77%
Other	1,048,613	1,673,659	1,408,983	(264,676)	27.53%
Total Cost of Operations	2,783,784	4,656,818	5,117,955	461,137	100.00%
Total Pass-Through	-	-	-	-	
Total In-Kind	1,046,774	1,714,882	1,408,983	(305,899)	
Total Expenditures	3,830,558	6,371,700	6,526,938	155,238	

INCTCOG DEPARTMENTAL FUNDING SUMMARY
DEPARTMENT: EMERGENCY PREPAREDNESS

Funding Source	Indirect Charges & Billed Services	Inter-Departmental Transfers	General Fund	Local Governments (In-Kind)	Local Contracts	TOTAL LOCAL FUNDS	State Administered Grants	Federal Grants	TOTAL REVENUES
Texas Department of Public Safety	-	-	-	1,408,983	-	1,408,983	4,273,146	-	5,682,129
Local Contributions-Regional Membership	-	-	-	-	926,916	926,916	-	-	926,916
Department of State Health Services	-	-	-	-	-	-	49,893	-	49,893
Environment & Development	-	(10,000)	-	-	-	(10,000)	-	-	(10,000)
Research & Informations Services Department	-	(25,000)	-	-	-	(25,000)	-	-	(25,000)
Administration Department	-	(97,000)	-	-	-	(97,000)	-	-	(97,000)
Total Available Revenue:	-	(132,000)	-	1,408,983	926,916	2,203,899	4,323,039	-	6,526,938

Program Description	Fiscal Year 2014 Actual			Fiscal Year 2015 Budget			Fiscal Year 2016 Budget		
	Operations	Pass - Through / In-Kind	TOTAL EXPENDITURES	Operations	Pass - Through / In-Kind	TOTAL EXPENDITURES	Operations	Pass - Through / In-Kind	TOTAL EXPENDITURES
Safe Room Rebate	876,538	944,961	1,821,499	1,525,799	1,525,799	3,051,598	1,434,211	1,408,983	2,843,194
Slate Homeland Security Grant Program (SHSGP)	685,472	-	685,472	1,164,555	-	1,164,555	1,790,248	-	1,790,248
Urban Area Security Initiative (UASI)	402,986	-	402,986	943,162	-	943,162	812,046	-	812,046
CASA WX (Local)	-	-	-	50,000	-	50,000	519,766	-	519,766
Emergency Preparedness Membership (Local)	568,992	-	568,992	406,052	-	406,052	366,638	-	366,638
Hazard Mitigation Program	146,325	40,311	186,636	317,250	105,750	423,000	132,188	-	132,188
DSHS	-	-	-	250,000	-	250,000	49,892	-	49,892
Pre Disaster Mitigation	82,048	61,502	143,550	83,333	-	83,333	12,966	-	12,966
Department Support	21,423	-	21,423	-	-	-	-	-	-
Total Expenditures:	2,783,784	1,046,774	3,830,558	4,656,818	1,714,882	6,371,700	5,117,955	1,408,983	6,526,938



**North Central Texas
Council of Governments**

PUBLIC EMPLOYEE BENEFITS COOPERATIVE PROGRAM SUMMARY

MISSION AND GOALS STATEMENT

The Public Employee Benefits Cooperative (PEBC) was created in 1998. On behalf of its member governments, the PEBC works to keep benefit costs affordable. The PEBC is dedicated to providing choice, flexibility and value as it strives to manage costs of health care.

Faced with rapidly increasing medical costs, Dallas and Tarrant counties banded together to form a regional cooperative program, called the Public Employee Benefits Cooperative of North Texas (PEBC), to help generate savings in its employee health-benefits program. One year later, the North Texas Tollway Authority joined the PEBC. Denton County joined the PEBC effective January 1, 2003 and Parker County joined on January 1, 2010.

The PEBC is successful in reducing plan costs and improving benefit and service levels for its member groups by standardizing processes and centralizing management and administration of all PEBC plans. The organization has created a common plan design for all health benefits, to which all PEBC member groups must subscribe.

On behalf of its member governments, the PEBC acts as plan administrator and performs many services including:

- Joint purchase of employee benefits
- Cost effective centralized administration
- Eligibility processing & reporting
- Continuous eligibility audits including identification of questionable changes in data
- Census management and reconciliation
- Annual rate setting and budget assistance
- Vendor selection & management, contract negotiation
- PEBC benefits website
- Plan documents and communication materials
- Online information Website
- HIPAA privacy/security training & administration
- Annual enrollment administration including communications and composition, fulfillment services and delivery of enrollment packets
- Provides talking points to leadership in connection with key topics
- Annual plan performance review with financial and utilization focus
- Actuarial services
- Self-funded accrual and rate projections including contribution and cost control strategies
- Cafeteria Plan/125 administration
- COBRA administration services
- GASB (OPEB) valuation and actuarial service
- Retiree health plans (specific to the senior population)
- Retiree billing administration
- Health care reform (PPACA) planning, administration and communications
- Key projects consistent with current strategies and needs

The PEBC offer employees and retirees the following plans:

- Employee / Early Retiree Medical Plans
 - Self-Funded PPO
 - Self-funded EPO
- Retiree Group Medical Plans (Medicare A&B enrolled)
 - Group Medicare Advantage Plan
 - Group Senior Supplement Plan
- Dental Plans - Choose from 2
 - Self-Funded PPO
 - Fully-insured DHMO plan
- Fully-insured Vision Plan
- Long-term disability (LTD) coverage
- Flexible Spending Account administration
- Employee group life insurance & AD&D with employee optional group term life insurance, spouse term life insurance & dependent coverage and portability feature
- Long Term Care Insurance
- Employee Assistance Program (EAP)
- Benefits Information Website

NCTCOG DEPARTMENTAL STAFFING SUMMARY
DEPARTMENT: PUBLIC EMPLOYEE BENEFITS COOPERATIVE

Position Title	Grade	Full Time		
		2014	2015	2016
Executive Director of Public Employee Benefits Cooperative	B-32	1	1	1
Assistant Director of Public Employee Benefits Cooperative	B-29	-	1	1
Manager of Data Integrity	B-26	1	1	1
Senior Plan Specialist	B-21	1	1	1
Plan Specialist	B-19	1	1	1
Totals		4	5	5

NCTCOG DEPARTMENTAL BUDGET SUMMARY
DEPARTMENT: PUBLIC EMPLOYEE BENEFITS COOPERATIVE

Type of Expenditure	Fiscal Year 2014	Fiscal Year 2015	Fiscal Year 2016		
	Actual Expenditures	Budget	Budget	Change	Percentage of Operations
COST OF OPERATIONS					
Salaries	331,955	390,469	407,713	17,244	27.33%
Fringe Benefits	145,031	167,902	178,171	10,269	11.94%
Indirect	84,247	98,832	103,701	4,869	6.95%
Occupancy	43,248	43,300	42,419	(881)	2.84%
Travel	2,664	8,300	8,500	200	0.57%
Capital Outlay	-	-	-	-	-
Contract Services	393,673	394,378	212,113	(182,265)	14.22%
Other	13,552	89,122	539,199	450,077	36.14%
Total Cost of Operations	1,014,370	1,192,303	1,491,816	299,513	100.00%
Total Pass-Through	-	-	-	-	
Total In-Kind	-	-	-	-	
Total Expenditures	1,014,370	1,192,303	1,491,816	299,513	

NCTCOG DEPARTMENTAL FUNDING SUMMARY
DEPARTMENT: PUBLIC EMPLOYEE BENEFITS COOPERATIVE

Funding Source	Indirect Charges & Billed Services	Inter - Departmental Transfers	General Fund	Local Governments (In-Kind)	Local Contracts	TOTAL LOCAL FUNDS	State Administered Grants	Federal Grants	TOTAL REVENUES
Public Employees Benefit Cooperative	-	(169,125)	-	-	1,660,941	1,491,816	-	-	1,491,816
Total Available Revenue:	-	(169,125)	-	-	1,660,941	1,491,816	-	-	1,491,816
Fiscal Year 2014 Actual									
Program Description	Operations	Pass - Through / In-Kind	TOTAL EXPENDITURES	Operations	Pass - Through / In-Kind	TOTAL EXPENDITURES	Operations	Pass - Through / In-Kind	TOTAL EXPENDITURES
	Public Employees Benefit Cooperative	-	1,014,370	1,192,303	-	1,192,303	1,491,816	-	1,491,816
Total Expenditures:	1,014,370	-	1,014,370	1,192,303	-	1,192,303	1,491,816	-	1,491,816
Fiscal Year 2015 Budget									
Fiscal Year 2016 Budget									